

US00D623352S

(12) **United States Design Patent**
Melgaard et al.

(10) **Patent No.:** **US D623,352 S**

(45) **Date of Patent:** **** Sep. 7, 2010**

(54) **CIGAR CUTTING DIVOT REPAIR TOOL**

(75) Inventors: **Kevin J. Melgaard**, Kansas City, MO (US); **Jacob E. Knopke**, Kansas City, MO (US)

(73) Assignee: **Failure's Playground, LLC**, Kansas City, MO (US)

(**) Term: **14 Years**

(21) Appl. No.: **29/329,267**

(22) Filed: **Dec. 11, 2008**

(51) **LOC (9) Cl.** **27-04**

(52) **U.S. Cl.** **D27/195; D21/793**

(58) **Field of Classification Search** D27/195;
131/248-255; 30/109, 111, 113, 175, 182;
D21/793; 473/286, 406, 408

See application file for complete search history.

(56) **References Cited**

U.S. PATENT DOCUMENTS

1,177,098	A	3/1916	Gay	
D314,639	S *	2/1991	Rousseau	D27/195
5,643,114	A	7/1997	Marcus	
D387,477	S *	12/1997	Schmidt	D27/195
D391,016	S *	2/1998	Marusiak	D27/195
5,759,120	A *	6/1998	Mathis et al.	473/408
D396,125	S *	7/1998	Chen	D27/195
5,791,051	A *	8/1998	Schmidt	30/113
D398,072	S *	9/1998	Singletary	D27/195
D398,713	S *	9/1998	Poosikian	D27/195
5,819,750	A	10/1998	Moyer	
D409,795	S *	5/1999	White et al.	D27/195
D410,109	S	5/1999	Van Keppel	
5,937,523	A	8/1999	Van Keppel	
5,992,022	A *	11/1999	Carrera Moya	30/113

D425,658	S *	5/2000	Stahl	D27/195
D426,344	S *	6/2000	Baldesberger	D27/195
6,164,286	A *	12/2000	Schad	131/248
D455,521	S *	4/2002	Park	D27/195
6,708,409	B2 *	3/2004	Yu	30/113
6,875,013	B2 *	4/2005	Smith	131/248
6,994,639	B2	2/2006	Parks	
D544,563	S *	6/2007	Widmann	D21/793
D546,000	S *	7/2007	Kan	D27/195
D569,034	S *	5/2008	Gutman	D27/195
D569,548	S *	5/2008	Smith	D27/195
D573,302	S *	7/2008	Donne	D21/793
D597,251	S *	7/2009	Smith	D27/195

* cited by examiner

Primary Examiner—Dominic Simone

(74) *Attorney, Agent, or Firm*—Shook, Hardy & Bacon LLP

(57) **CLAIM**

The ornamental design for a portion of cigar cutting divot repair tool, as shown and described.

DESCRIPTION

FIG. 1 is a front perspective view of a portion of a cigar cutting divot repair tool illustrating our new design;

FIG. 2 is a left side elevation view thereof, the right side elevation view thereof being a mirror image thereof;

FIG. 3 is a front elevation view thereof;

FIG. 4 is a rear elevation view thereof;

FIG. 5 is a bottom plan view thereof; and,

FIG. 6 is a top plan view thereof.

The broken line showing the remainder of the cigar cutting divot repair tool is in the drawings for illustrative purposes only and form no part of the claimed design.

1 Claim, 2 Drawing Sheets

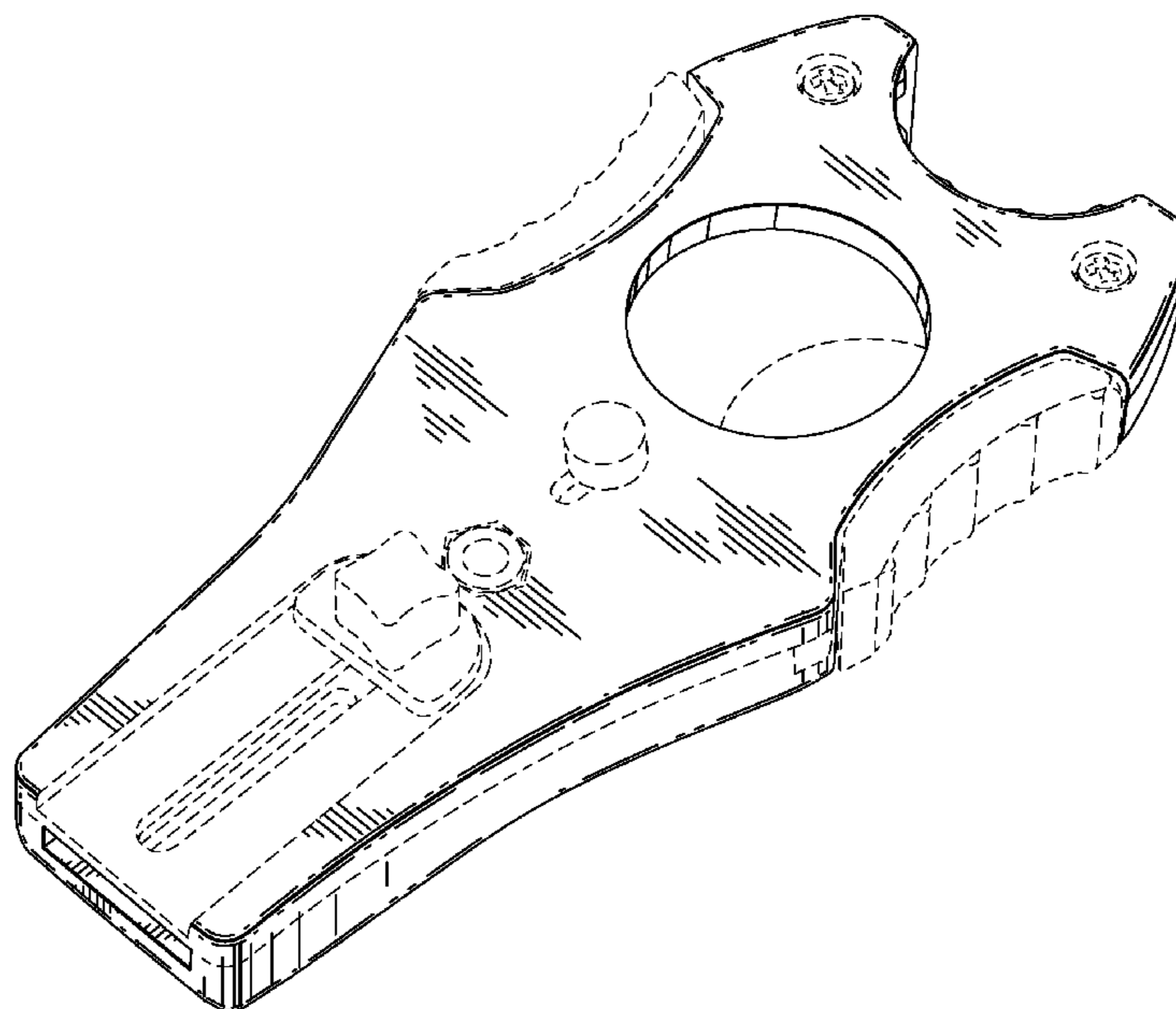


FIG. 1.

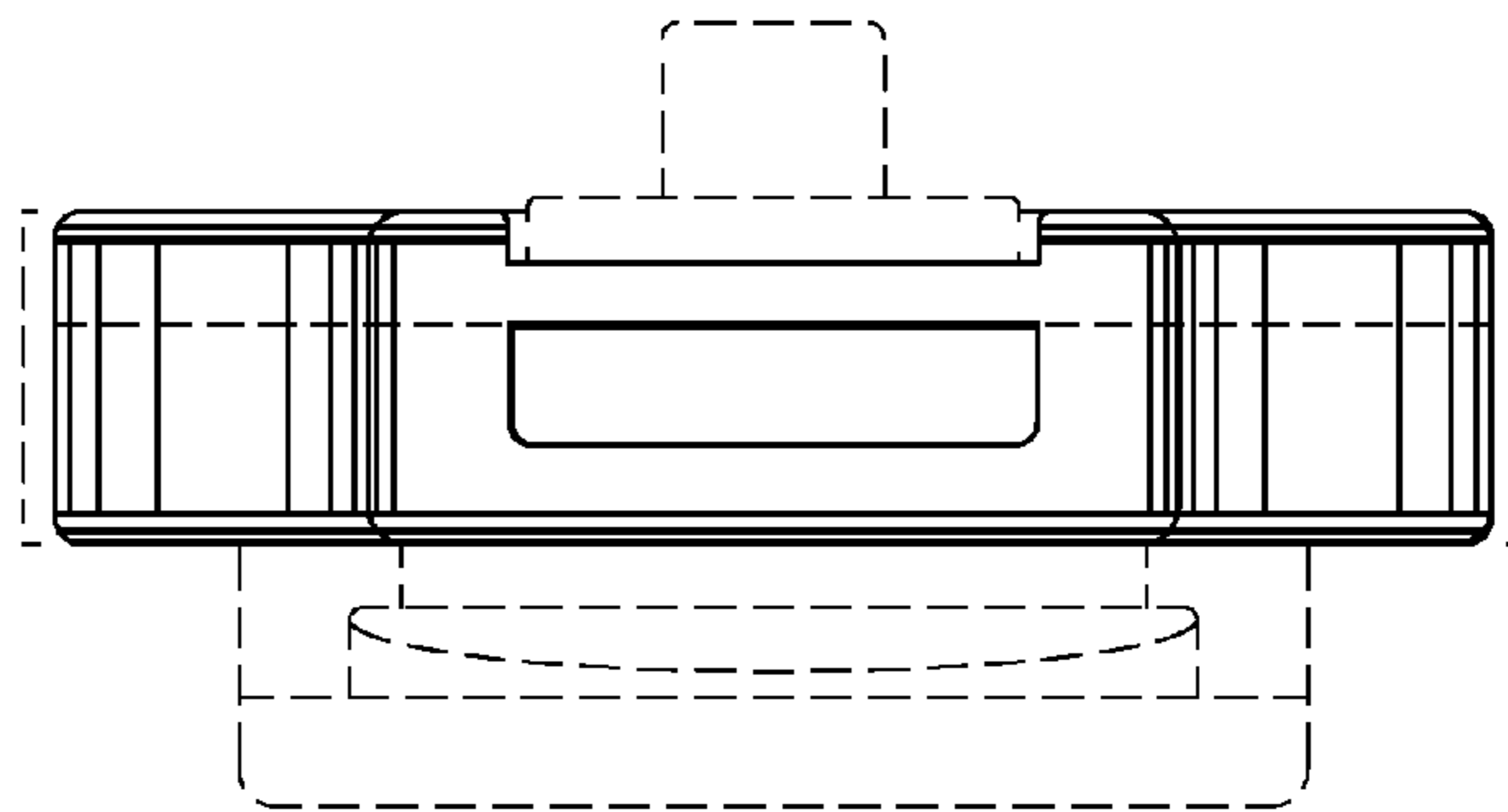
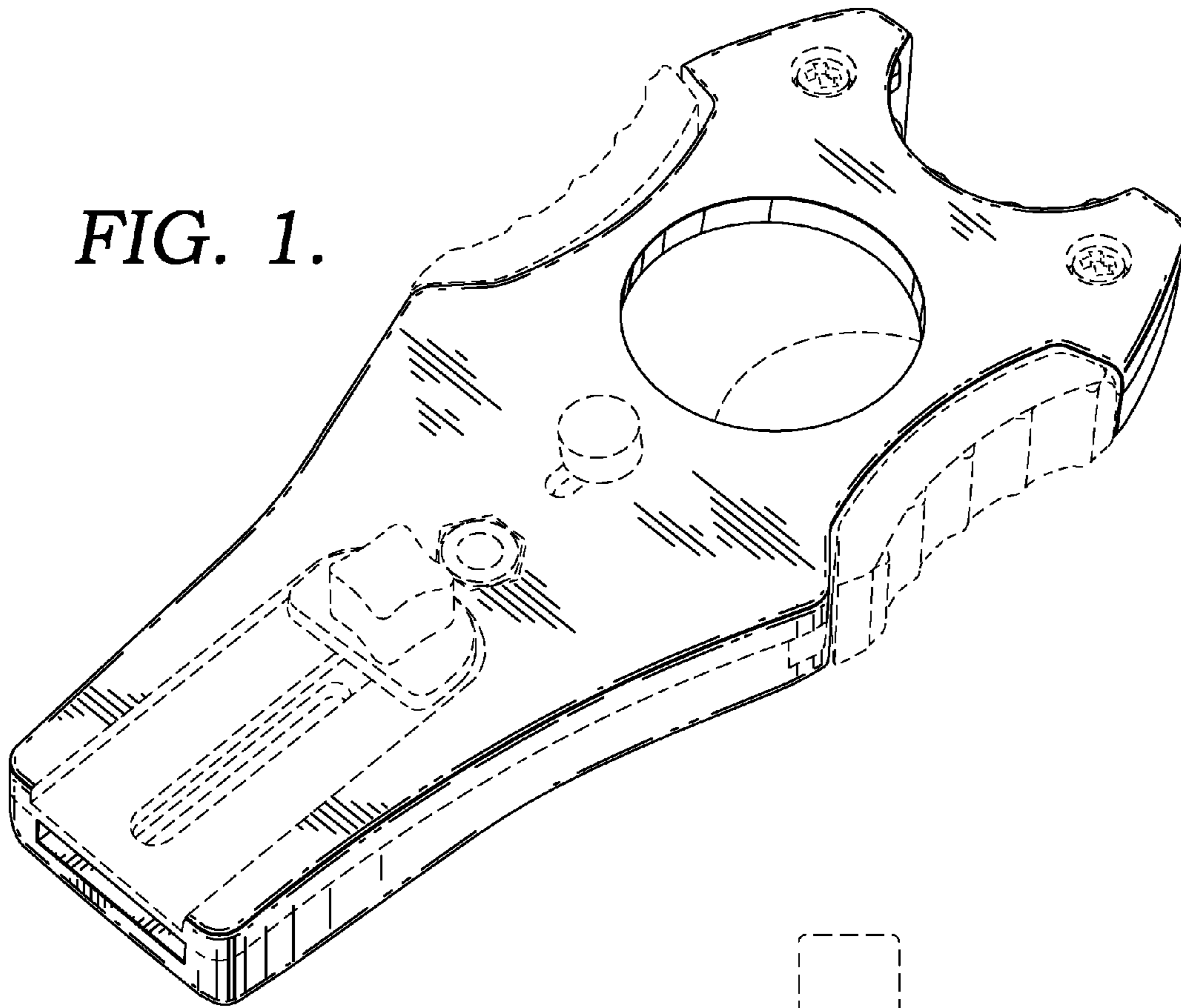


FIG. 5.

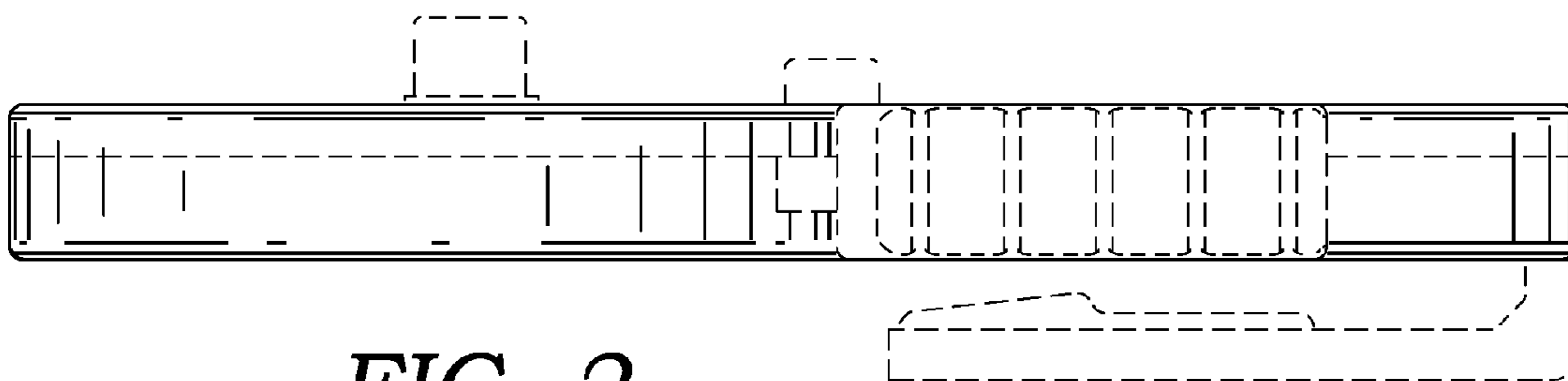


FIG. 2.

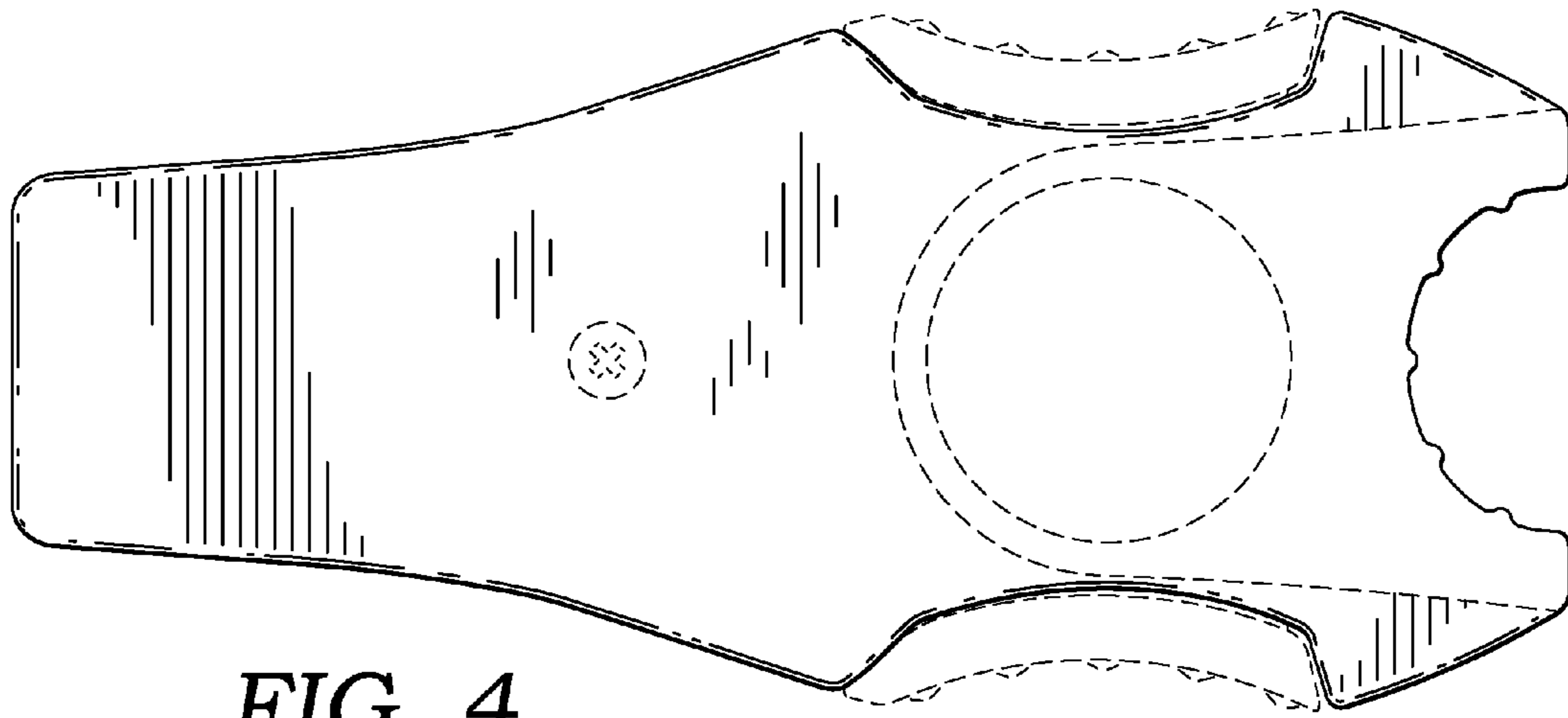


FIG. 4.

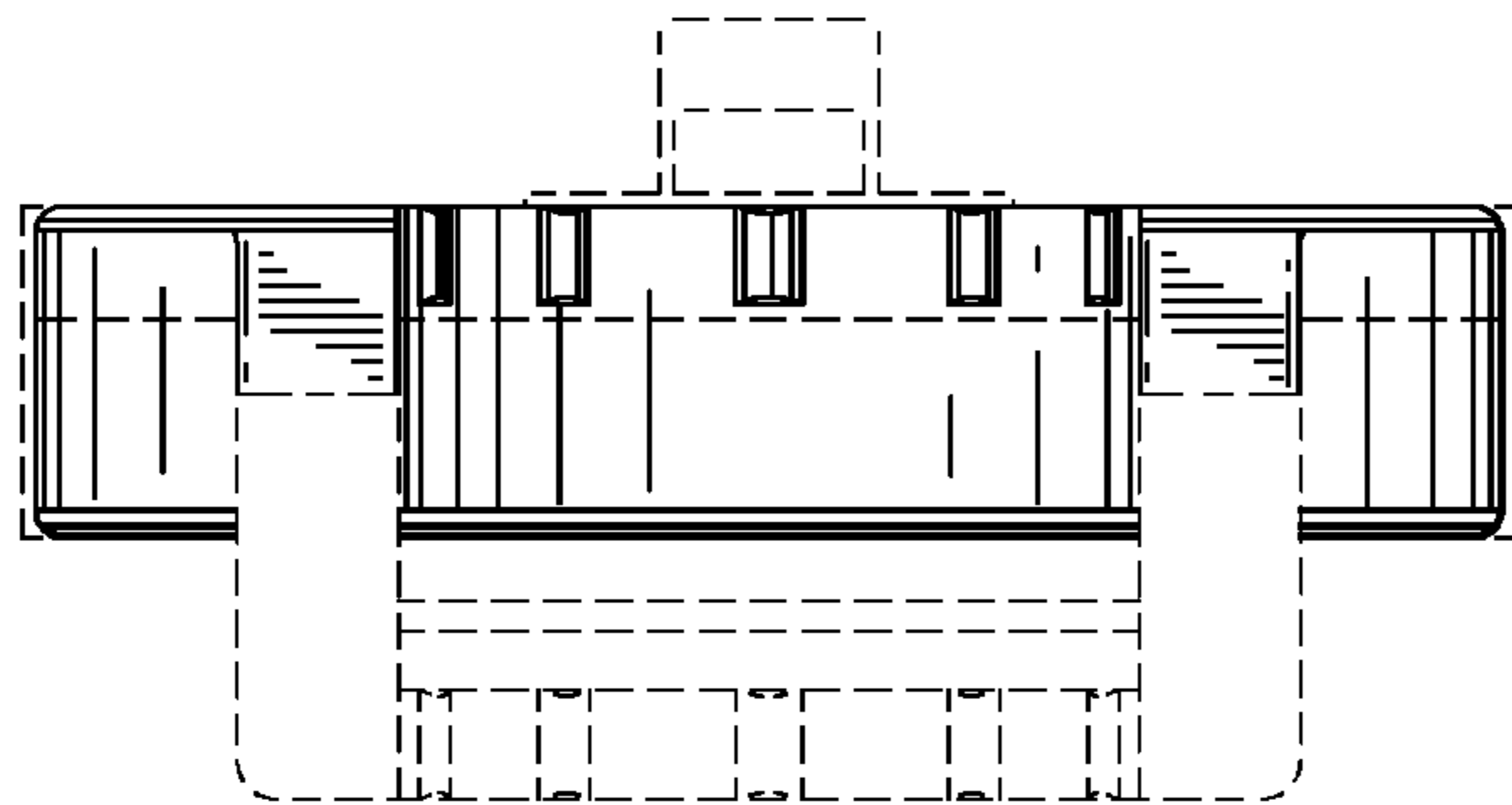


FIG. 6.

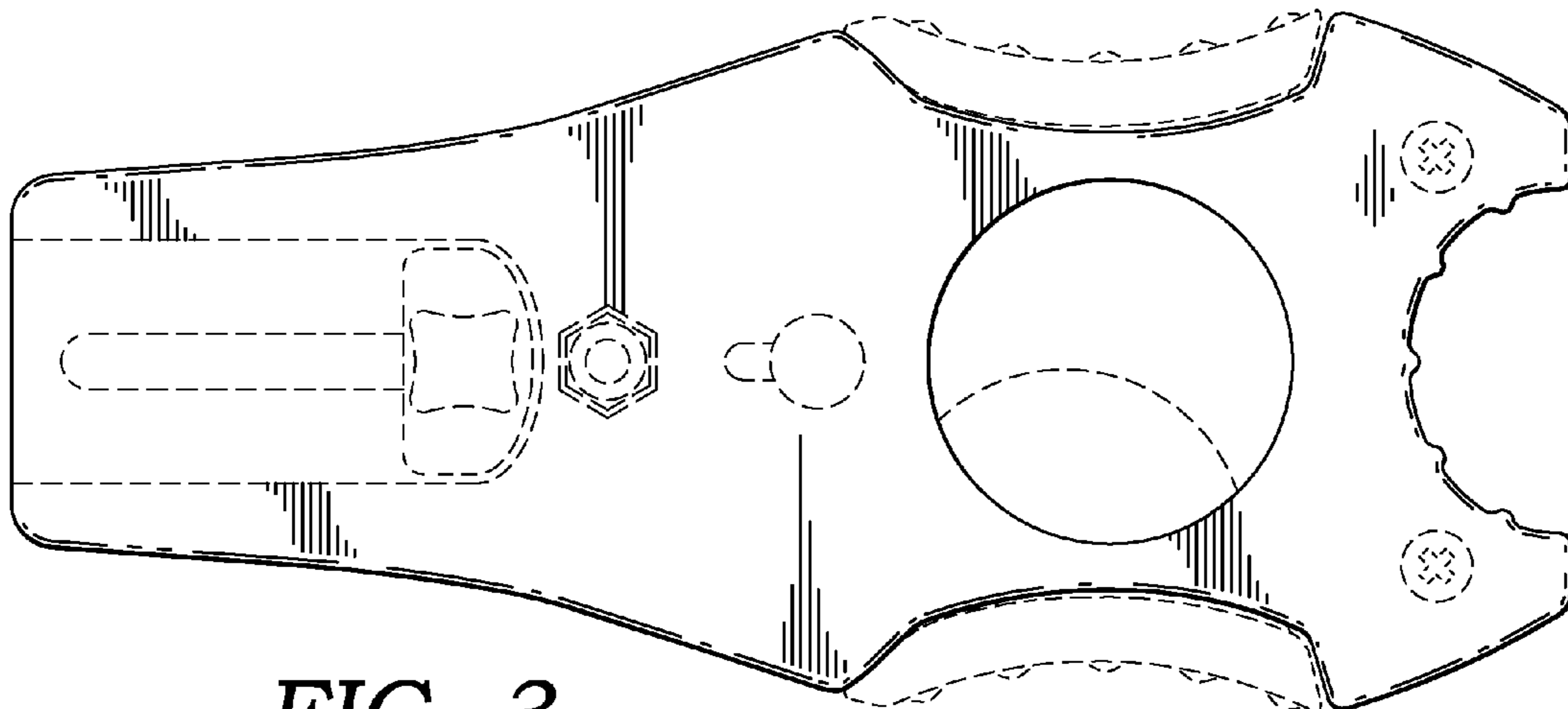


FIG. 3.