



US00D623316S

(12) **United States Design Patent**
Moore

(10) **Patent No.:** **US D623,316 S**

(45) **Date of Patent:** **** Sep. 7, 2010**

(54) **LIGHT REFLECTIVE DIAMOND TREAD PLATE**

(76) **Inventor:** **Dennis Moore**, 418 E. Hack St., Cullom, IL (US) 60929

(**) **Term:** **14 Years**

(21) **Appl. No.:** **29/316,303**

(22) **Filed:** **Sep. 11, 2009**

Related U.S. Application Data

(63) Continuation of application No. 12/006,594, filed on Jan. 5, 2008.

(51) **LOC (9) Cl.** **25-01**

(52) **U.S. Cl.** **D25/138**

(58) **Field of Classification Search** D25/142, D25/139, 141, 138, 143, 160; 52/745.19, 52/533, 519, 523, 544, 98, 521, 90.1; 248/222.12, 248/225.11; 428/122, 126, 130; 404/19; D6/561, 510

See application file for complete search history.

(56) **References Cited**

U.S. PATENT DOCUMENTS

D88,185 S *	11/1932	Wheeler	D25/160
D88,836 S *	12/1932	Wheeler	D25/160
D140,623 S *	3/1945	Harper	D25/160
D223,565 S *	5/1972	Rees	D25/160
5,807,021 A *	9/1998	Aaron	404/19
6,161,353 A *	12/2000	Negola et al.	52/453
D456,533 S *	4/2002	Moller, Jr.	D25/163

D485,610 S *	1/2004	Redetzke	D23/411
D499,924 S *	12/2004	Lee	D6/582
D510,832 S *	10/2005	Schmidt et al.	D6/561
D599,419 S *	9/2009	Chiuchiarelli	D21/686
7,634,876 B2 *	12/2009	Moller, Jr.	52/177

* cited by examiner

Primary Examiner—Robert M Spear

Assistant Examiner—Cynthia Underwood

(57) **CLAIM**

I claim the ornamental design for the light reflective diamond tread plate, as shown and described.

DESCRIPTION

FIG. 1 is a front perspective view of the light reflective diamond tread plate.

FIG. 2 is a top plan view of the light reflective diamond tread plate.

FIG. 3 is a left-side view of the light reflective diamond tread plate.

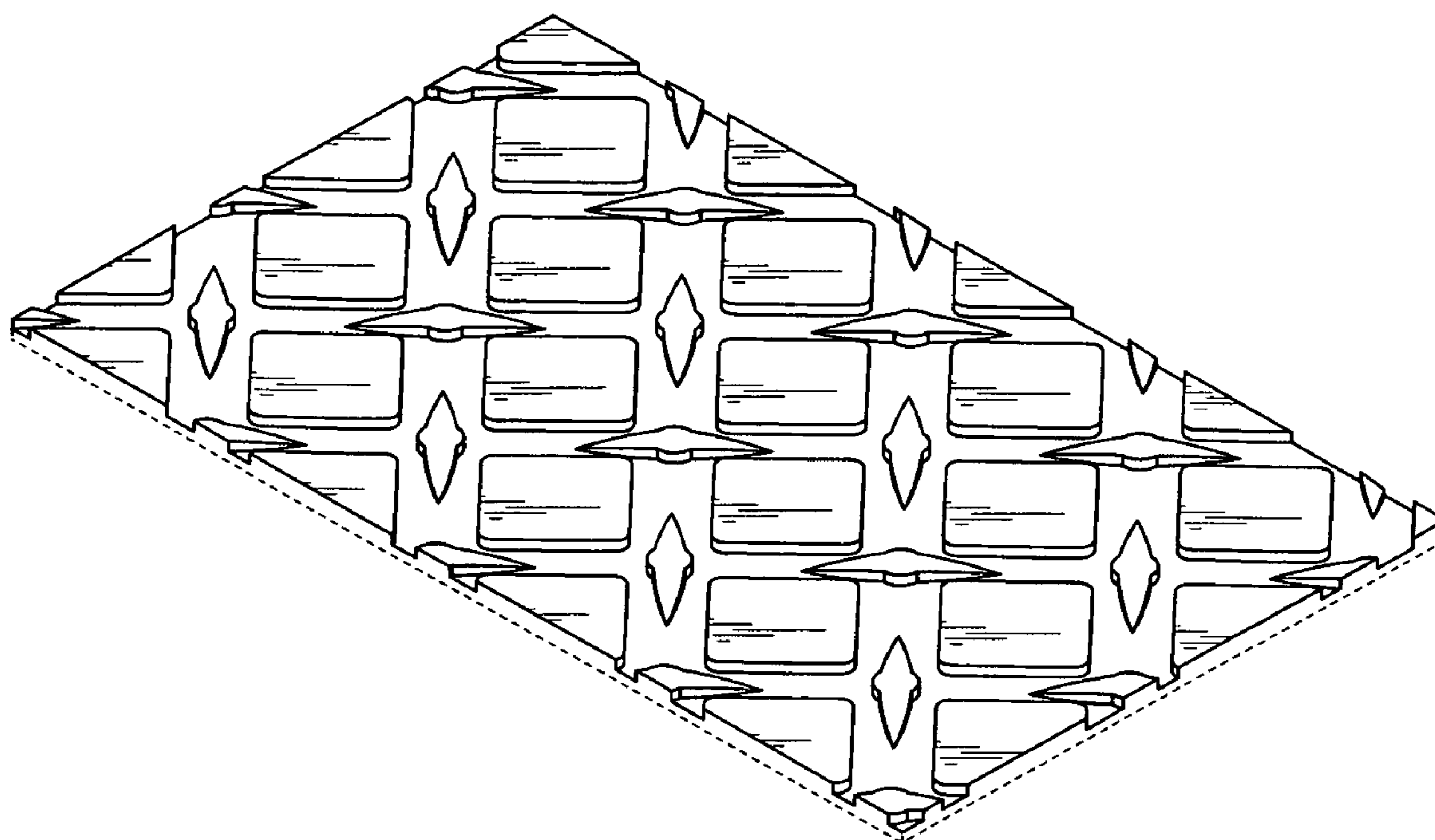
FIG. 4 is a right-side view of the light reflective diamond tread plate.

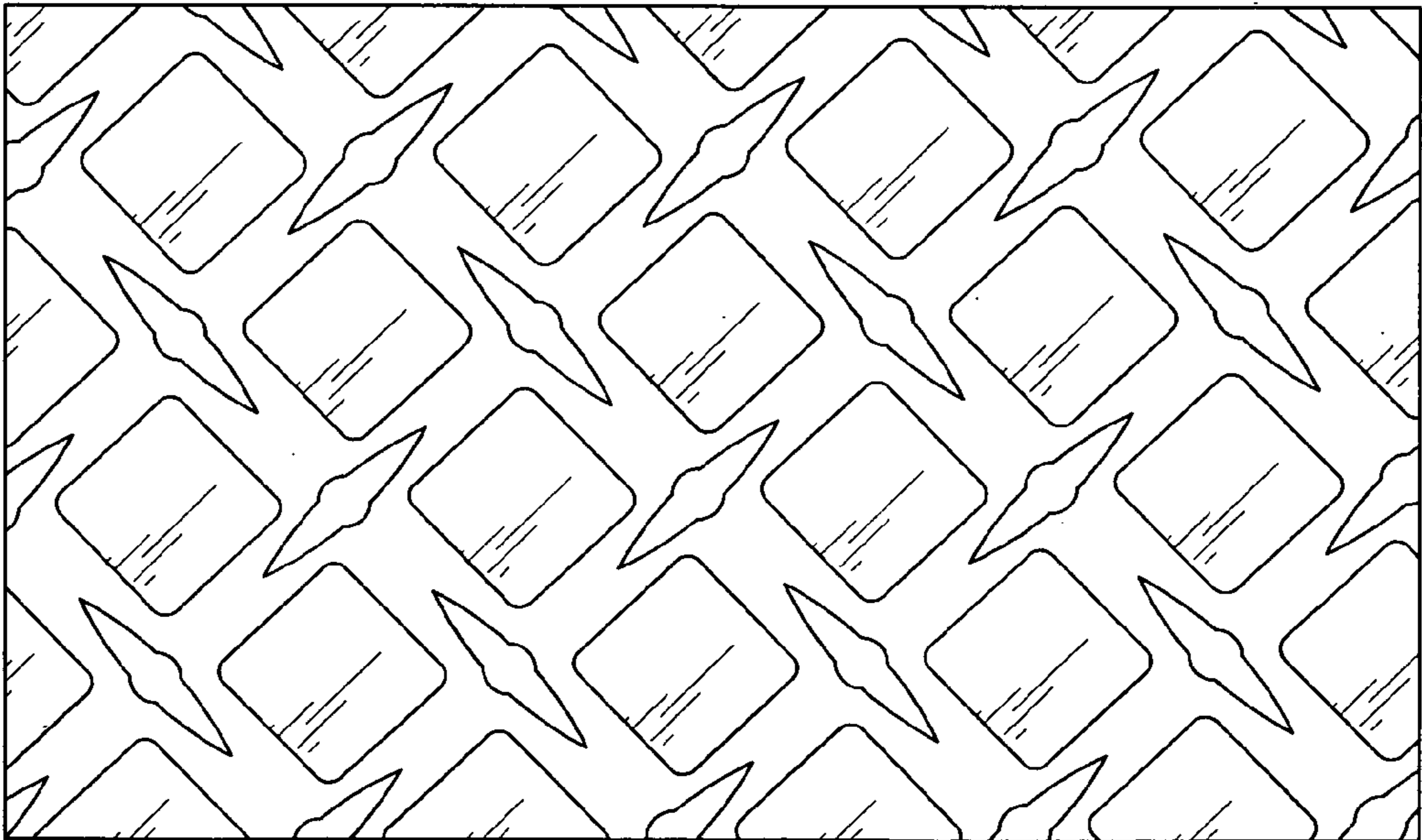
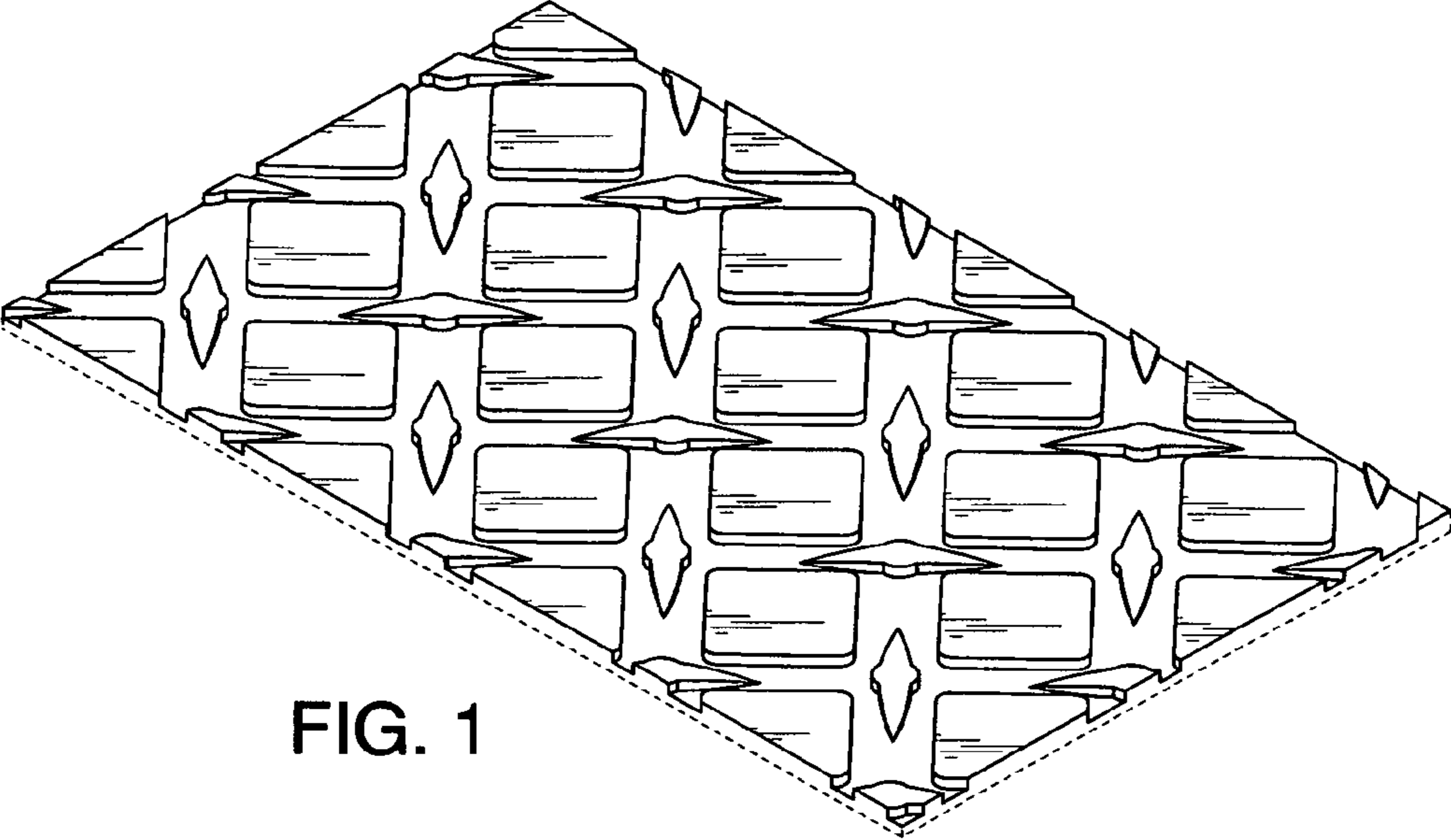
FIG. 5 is a left-end view of the light reflective diamond tread plate; and,

FIG. 6 is a right-end view of the light reflective diamond tread plate.

The side portions of the item adjacent to the solid upper line form no part of the claim.

1 Claim, 2 Drawing Sheets





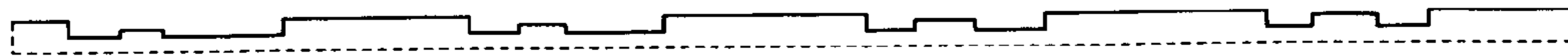


FIG. 3

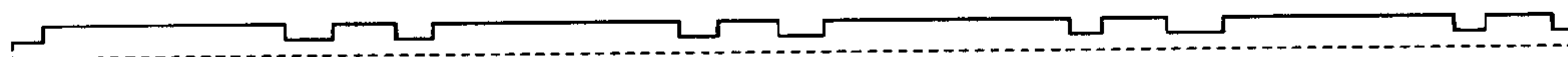


FIG. 4



FIG. 5

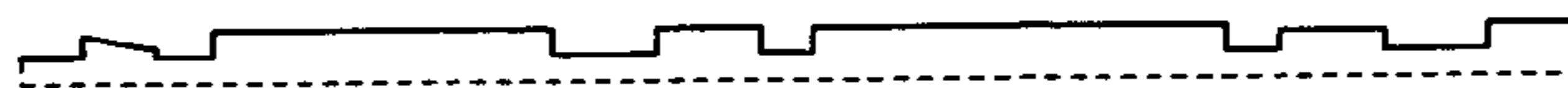


FIG. 6