



US00D623306S

(12) **United States Design Patent**
Boyer

(10) **Patent No.:** **US D623,306 S**

(45) **Date of Patent:** **** Sep. 7, 2010**

(54) **ACUPRESSURE DEVICE**

(76) **Inventor:** **Charles Boyer**, 1101 S. 54th St., Rogers,
AR (US) 72758

(**) **Term:** **14 Years**

(21) **Appl. No.:** **29/349,317**

(22) **Filed:** **Mar. 24, 2010**

Related U.S. Application Data

(63) Continuation-in-part of application No. 29/315,824,
filed on Jul. 27, 2009, now Pat. No. Des. 616,559.

(51) **LOC (9) Cl.** **24-02**

(52) **U.S. Cl.** **D24/200; D24/106**

(58) **Field of Classification Search** D24/133,
D24/142, 106, 200, 143; D32/61; D8/349,
D8/394, 952; 601/134; 606/201, 204, 157,
606/151, 204.45; 607/108, 109, 111; 248/447.2,
248/68.1, 540, 74.1, 228.8, 230.8, 316.1;
24/545; 128/200.24, 201.18

See application file for complete search history.

(56) **References Cited**

U.S. PATENT DOCUMENTS

2,757,665	A *	8/1956	Tanikawa	606/204.45
3,349,771	A *	10/1967	Baer	606/157
3,595,225	A	7/1971	Beeman	128/77
4,033,342	A *	7/1977	Lake	128/201.18
4,320,760	A	3/1982	Sun et al.	128/303
4,457,756	A *	7/1984	Kern et al.	604/286
4,549,536	A	10/1985	Varjabedian	128/60
5,094,227	A	3/1992	Eglauf et al.	128/60
5,103,813	A *	4/1992	Hart et al.	128/201.18
5,366,475	A *	11/1994	Voss et al.	606/204
5,405,310	A	4/1995	Yoo	601/134

D375,552	S *	11/1996	Davi	D24/106
5,584,854	A *	12/1996	Minarik	606/201
5,662,679	A	9/1997	Voss et al.	606/204
5,709,647	A	1/1998	Ferber	601/134
5,713,833	A *	2/1998	Milligan	601/133
5,735,143	A *	4/1998	Tanaka	606/204
5,899,918	A *	5/1999	Knott et al.	606/204
6,526,635	B2 *	3/2003	Nasu et al.	24/543
6,561,184	B2 *	5/2003	Chiang	128/201.18
D491,668	S *	6/2004	Lew	D24/200
D518,687	S *	4/2006	Baker et al.	D7/686
D522,650	S *	6/2006	Clawson	D24/106
7,077,855	B2	7/2006	Curtin	606/204
7,101,345	B1	9/2006	Liu	601/133
D546,464	S	7/2007	Savoia	D24/200
7,393,333	B2	7/2008	Stivers	601/133
D616,559	S *	5/2010	Boyer	D24/200
2007/0093867	A1 *	4/2007	Savoia	606/204

* cited by examiner

Primary Examiner—Mark A Goodwin

(74) *Attorney, Agent, or Firm*—Keisling & Pieper PLC;
Meredith K. Lowry

(57) **CLAIM**

The ornamental design for a acupressure device, as shown.

DESCRIPTION

FIG. 1 is a front perspective view of a acupressure device showing my new design;

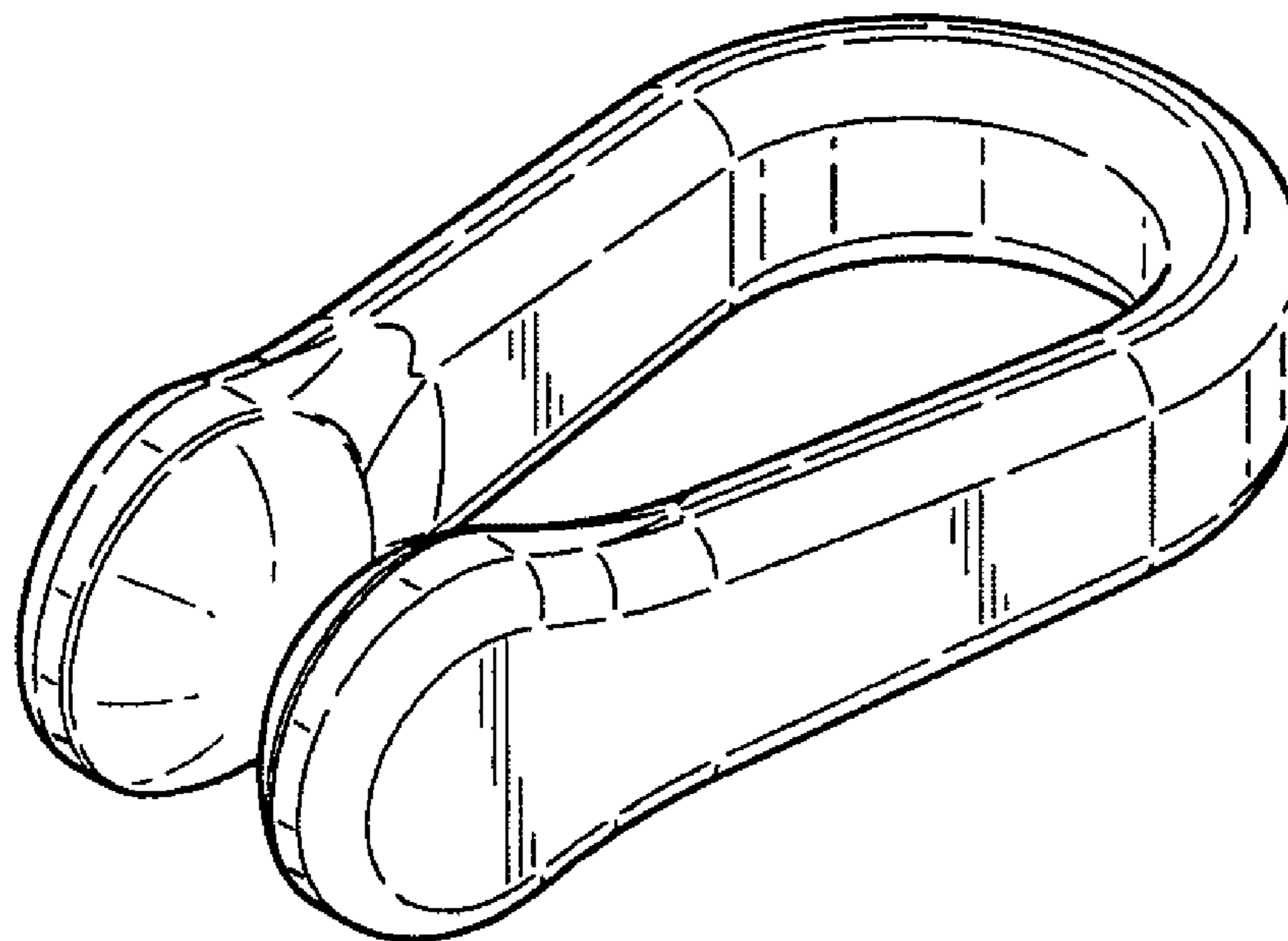
FIG. 2 is a front elevational view thereof, the rear view being a mirror image thereof;

FIG. 3 is a left side elevational view thereof, the right side being a mirror image thereof;

FIG. 4 is a top plan view thereof; and,

FIG. 5 is a bottom plan view thereof.

1 Claim, 1 Drawing Sheet



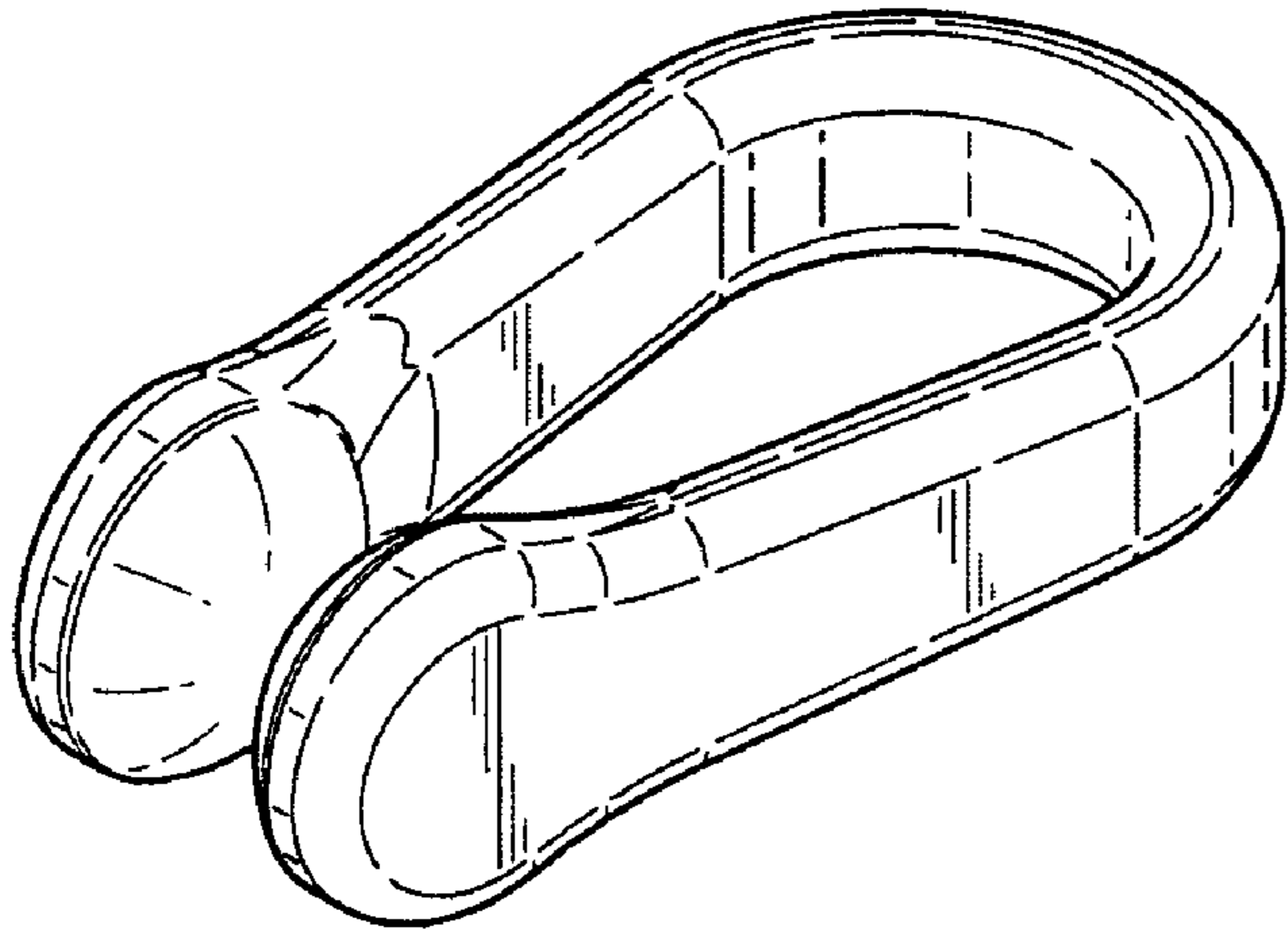


FIG. 1

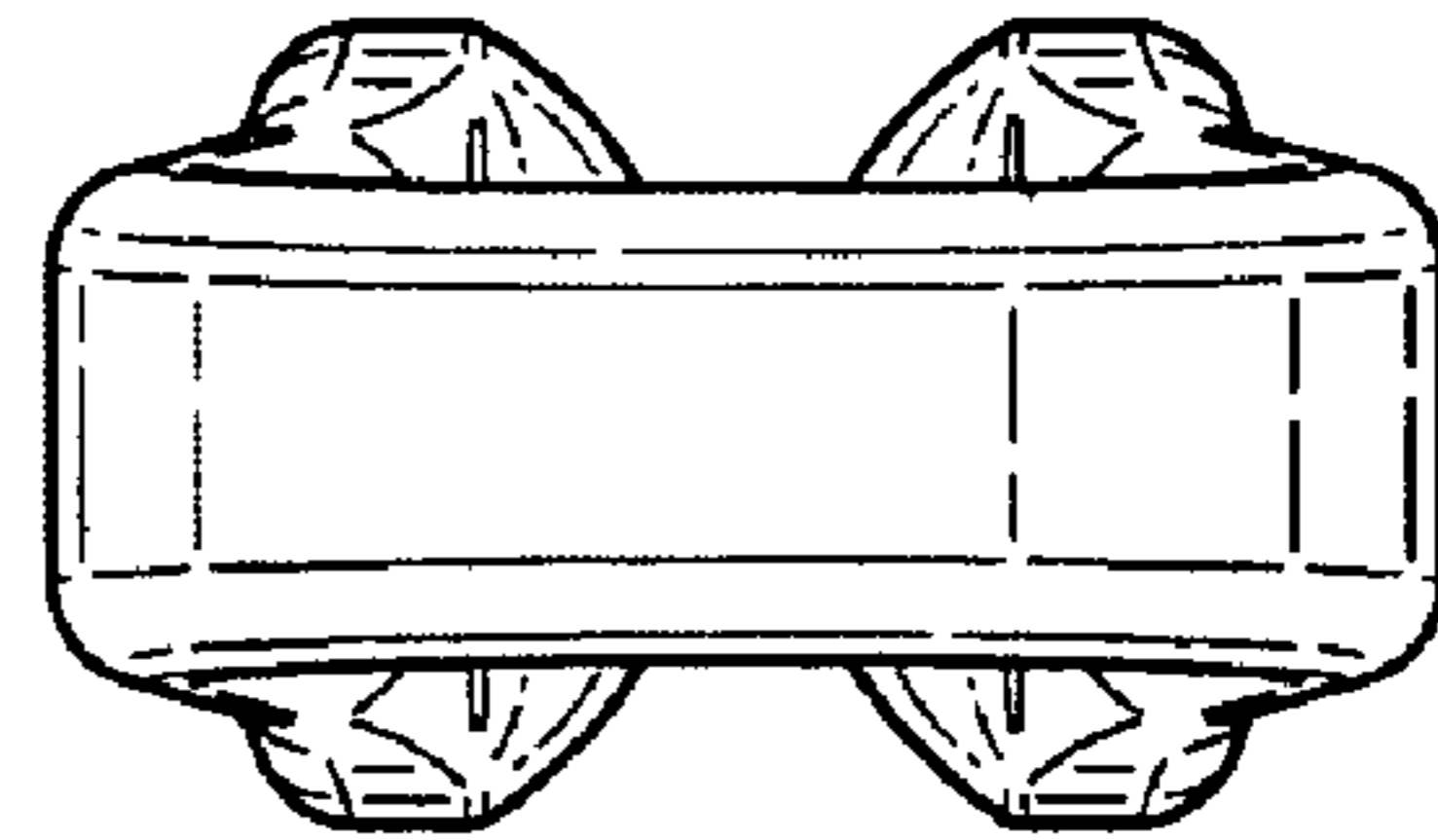


FIG. 4

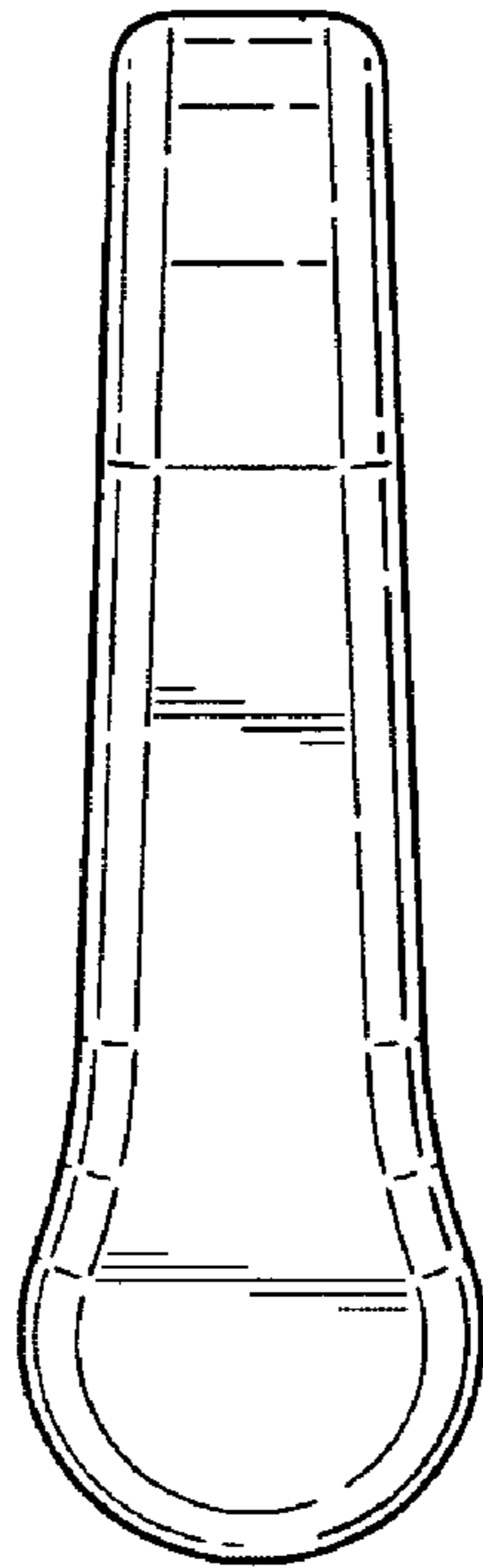


FIG. 3

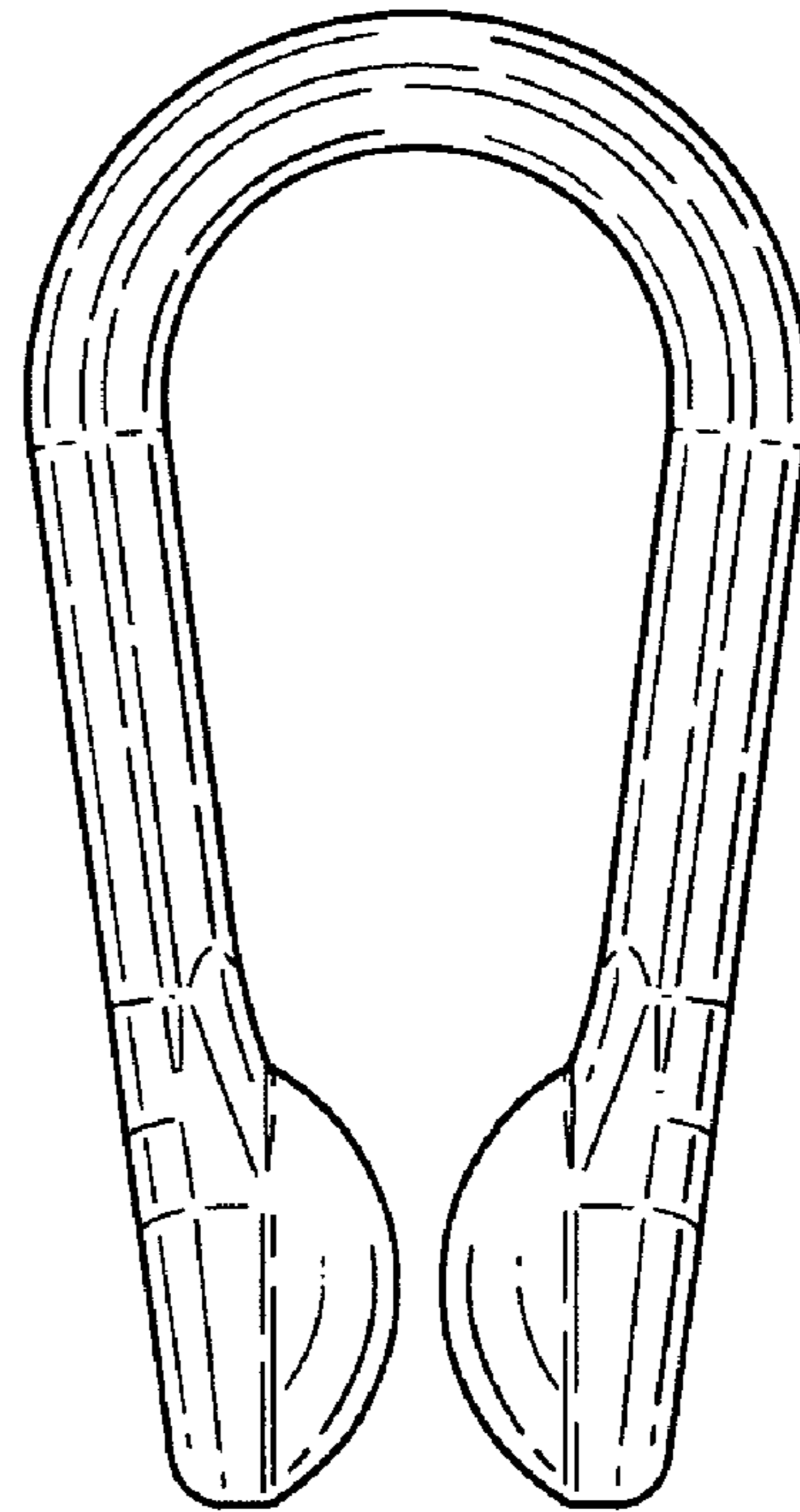


FIG. 2

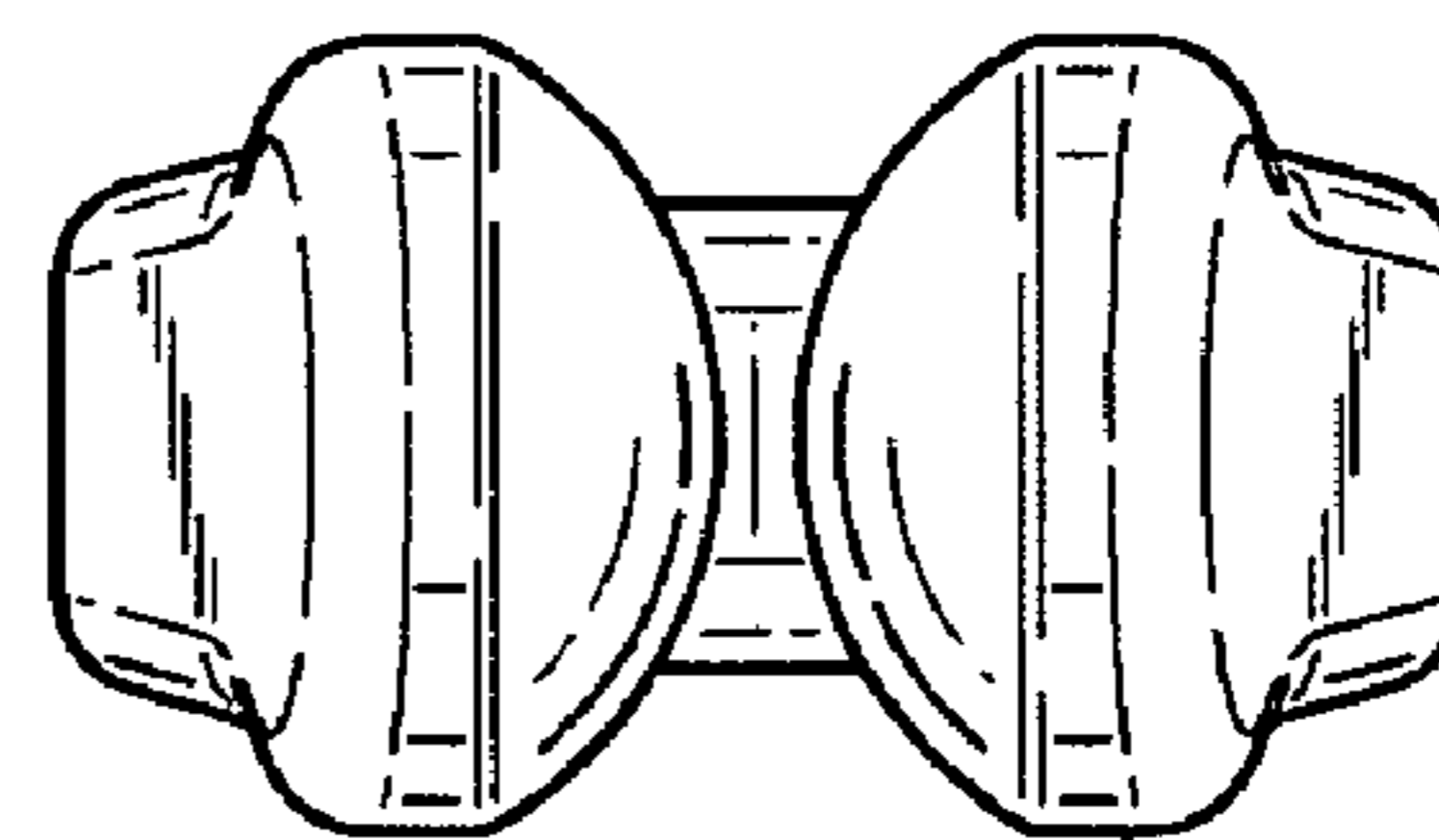


FIG. 5