



US00D623280S

(12) **United States Design Patent**
Bartlett et al.

(10) **Patent No.:** **US D623,280 S**
(45) **Date of Patent:** **** Sep. 7, 2010**

(54) **HEATING FURNACE HAVING AN ORNAMENTAL COVER PLATE**

(75) Inventors: **Stephen P. Bartlett**, Hastings E. Sussex (GB); **William R. K. Ely**, Lucas, TX (US); **Cyril E. Fowble, IV**, Frisco, TX (US); **Scott E. Kilborn**, Gilman, IA (US)

D325,254 S 4/1992 Ruuskanen
D467,328 S 12/2002 Sears et al.
D467,329 S 12/2002 Sears et al.
D467,330 S 12/2002 Sears et al.
6,494,199 B1 * 12/2002 Zia et al. 126/110 R
D501,544 S 2/2005 Smith et al.
D502,253 S 2/2005 Smith et al.
D571,906 S * 6/2008 Jeffrey D23/342

(73) Assignee: **Lennox Industries Inc.**, Richardson, TX (US)

OTHER PUBLICATIONS
Parent case, U.S. Appl. No. 29/352,024, filed Dec. 15, 2009 to Stephen P. Bartlett, et al.; entitled "Heating Furnace Having an Ornamental Cover Plate".

(**) Term: **14 Years**

* cited by examiner

(21) Appl. No.: **29/363,131**

Primary Examiner—T. Chase Nelson
Assistant Examiner—Ania K Dworzecka

(22) Filed: **Jun. 4, 2010**

Related U.S. Application Data

(62) Division of application No. 29/352,024, filed on Dec. 15, 2009, now Pat. No. Des. 619,689.

(57) **CLAIM**

An ornamental design for a "heating furnace having an ornamental cover plate," as shown and described.

(51) **LOC (9) Cl.** **23-03**
(52) **U.S. Cl.** **D23/329**
(58) **Field of Classification Search** D23/314,
D23/332, 335-350, 378, 370, 381, 354, 351,
D23/386, 333, 328, 353, 361, 385, 417, 357,
D23/334, 355, 359, 362, 366; 392/365, 367,
392/424, 383, 411, 360, 369, 373-376; 126/183,
126/110 B, 91 A, 92 A, 500, 544, 547; 431/125;
D99/29

DESCRIPTION

FIG. 1 is a front perspective view of the ornamental cover plate;
FIG. 2 is front view of the ornamental cover plate;
FIG. 3 is a back view of the ornamental cover plate;
FIG. 4 is a right side view of the ornamental cover plate;
FIG. 5 is a left side view of the ornamental cover plate;
FIG. 6 is a top view of the ornamental cover plate; and,
FIG. 7 is a bottom view of the ornamental cover plate.

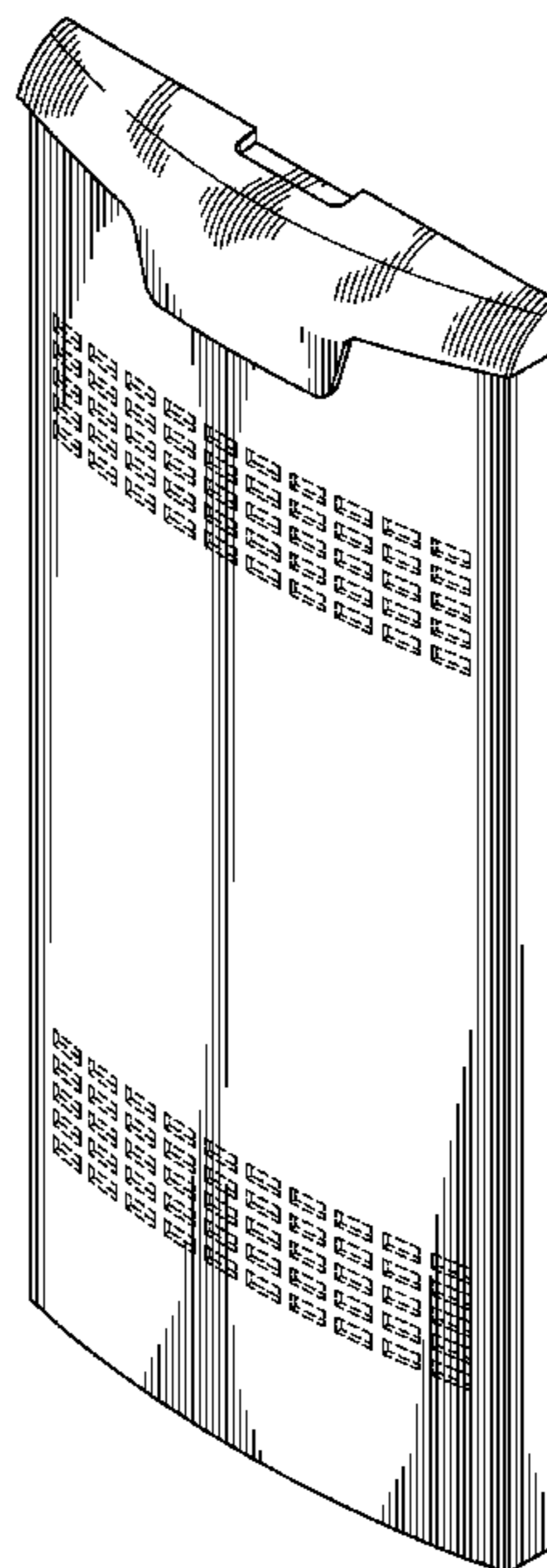
See application file for complete search history.

In the drawings, the broken lines depict unclaimed subject matter only and form no part of the claimed design.

(56) **References Cited**
U.S. PATENT DOCUMENTS

D285,830 S * 9/1986 Daily et al. D23/388

1 Claim, 5 Drawing Sheets



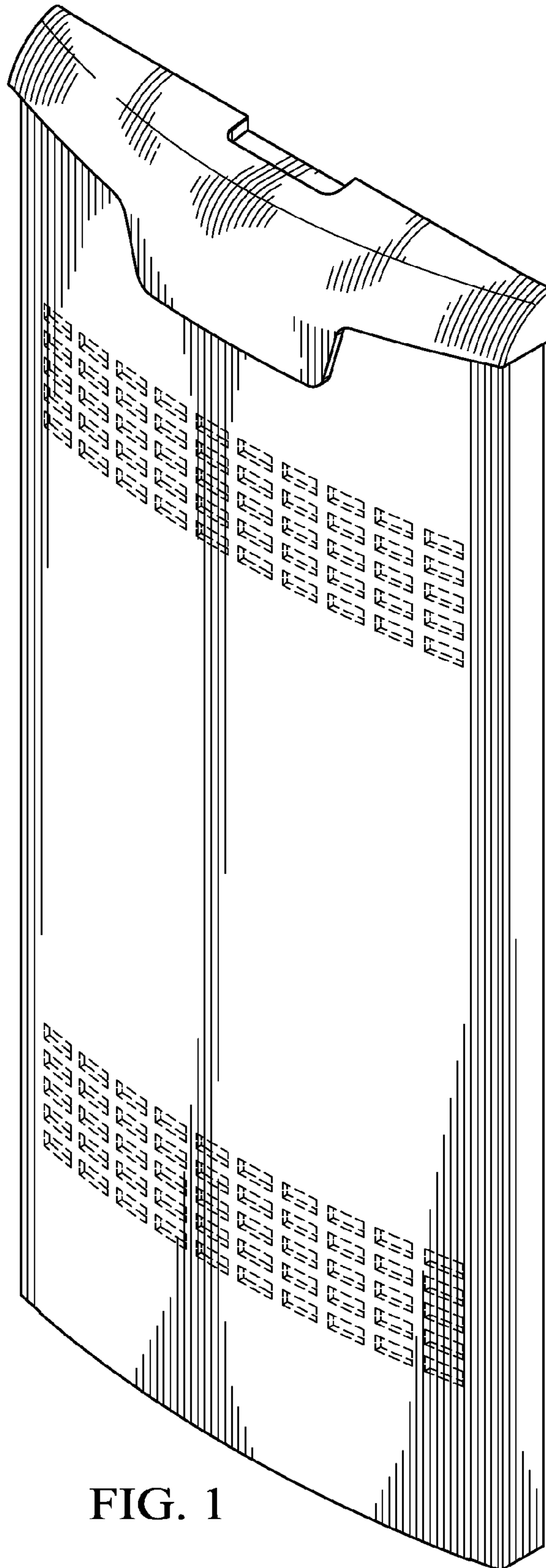


FIG. 1

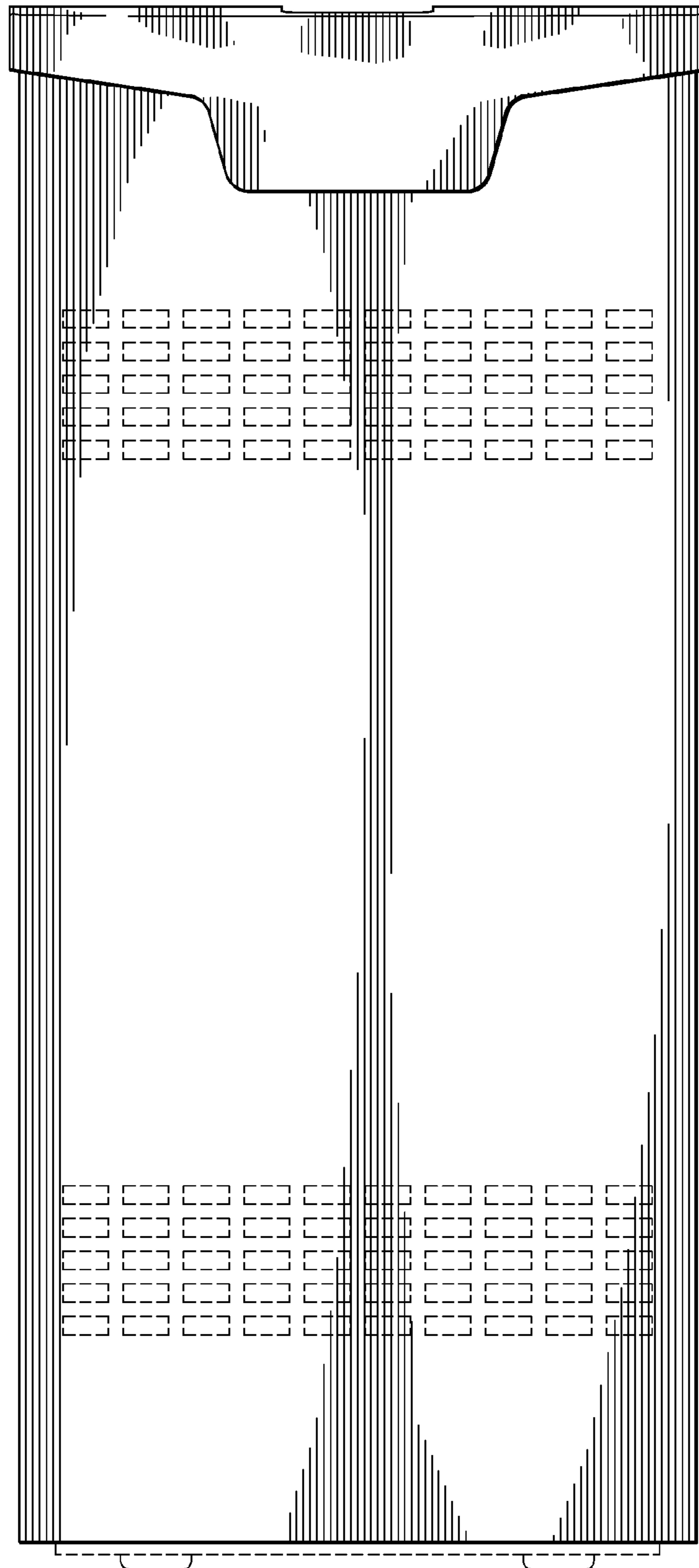


FIG. 2




FIG. 3




FIG. 4




FIG. 5

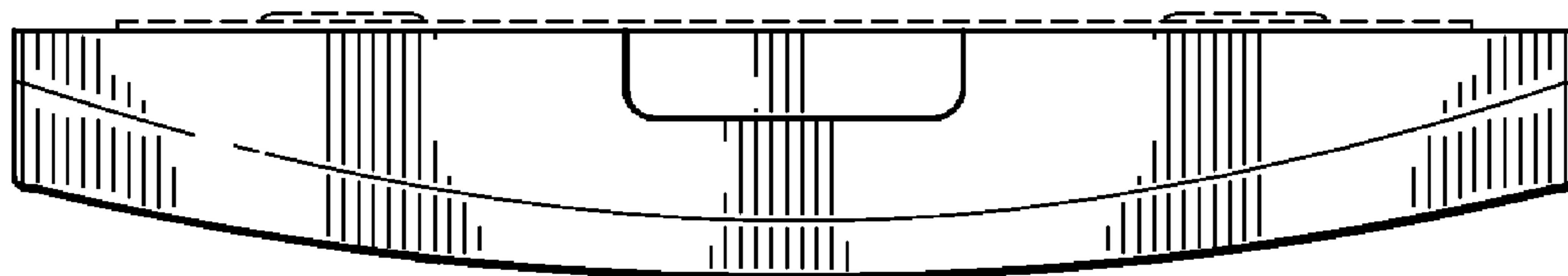


FIG. 6

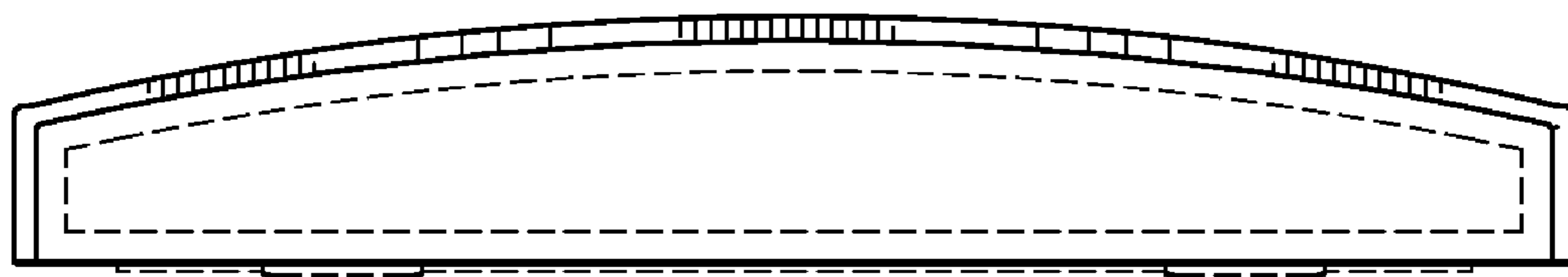


FIG. 7