



US00D623249S

(12) **United States Design Patent**
Nouri et al.

(10) **Patent No.:** **US D623,249 S**
(45) **Date of Patent:** **** Sep. 7, 2010**

(54) **DEVICE FOR PLAYING BALL GAMES**

5,836,839 A 11/1998 Kay

(75) Inventors: **Khalifa Nouri**, Bordeaux (FR);
Jean-Claude Ganteille, Blasimon (FR)

FOREIGN PATENT DOCUMENTS

DE 93 13 815 U 11/1993
FR 2 705 579 A 12/1994

(73) Assignee: **Sarl Ouvea France**, Bordeaux (FR)

OTHER PUBLICATIONS

(**) Term: **14 Years**

French Search Report dated May 7, 2009.

* cited by examiner

(21) Appl. No.: **29/345,524**

Primary Examiner—Mitchell I Siegel

(22) Filed: **Oct. 16, 2009**

(74) *Attorney, Agent, or Firm*—Young & Thompson

(51) **LOC (9) Cl.** **21-02**

(57) **CLAIM**

(52) **U.S. Cl.** **D21/722**

The ornamental design for a device for playing ball games, as shown and described.

(58) **Field of Classification Search** D21/722;
473/511, 573, 505, 513

See application file for complete search history.

DESCRIPTION

(56) **References Cited**

FIG. 1 is a top, perspective view of a device for playing ball games, showing our new design;

U.S. PATENT DOCUMENTS

FIG. 2 is a top plan view thereof;

- 1,463,726 A 7/1923 Ruttmann
- 2,465,808 A * 3/1949 Killam 473/511
- 2,835,494 A * 5/1958 Hull 473/511
- D210,543 S * 3/1968 Nakayama D21/722
- 4,162,072 A * 7/1979 Schultze et al. 473/511
- 4,234,183 A * 11/1980 Stephens 473/505
- 4,938,484 A * 7/1990 Davis, Jr. 473/511
- 5,301,954 A * 4/1994 Wotring 473/511

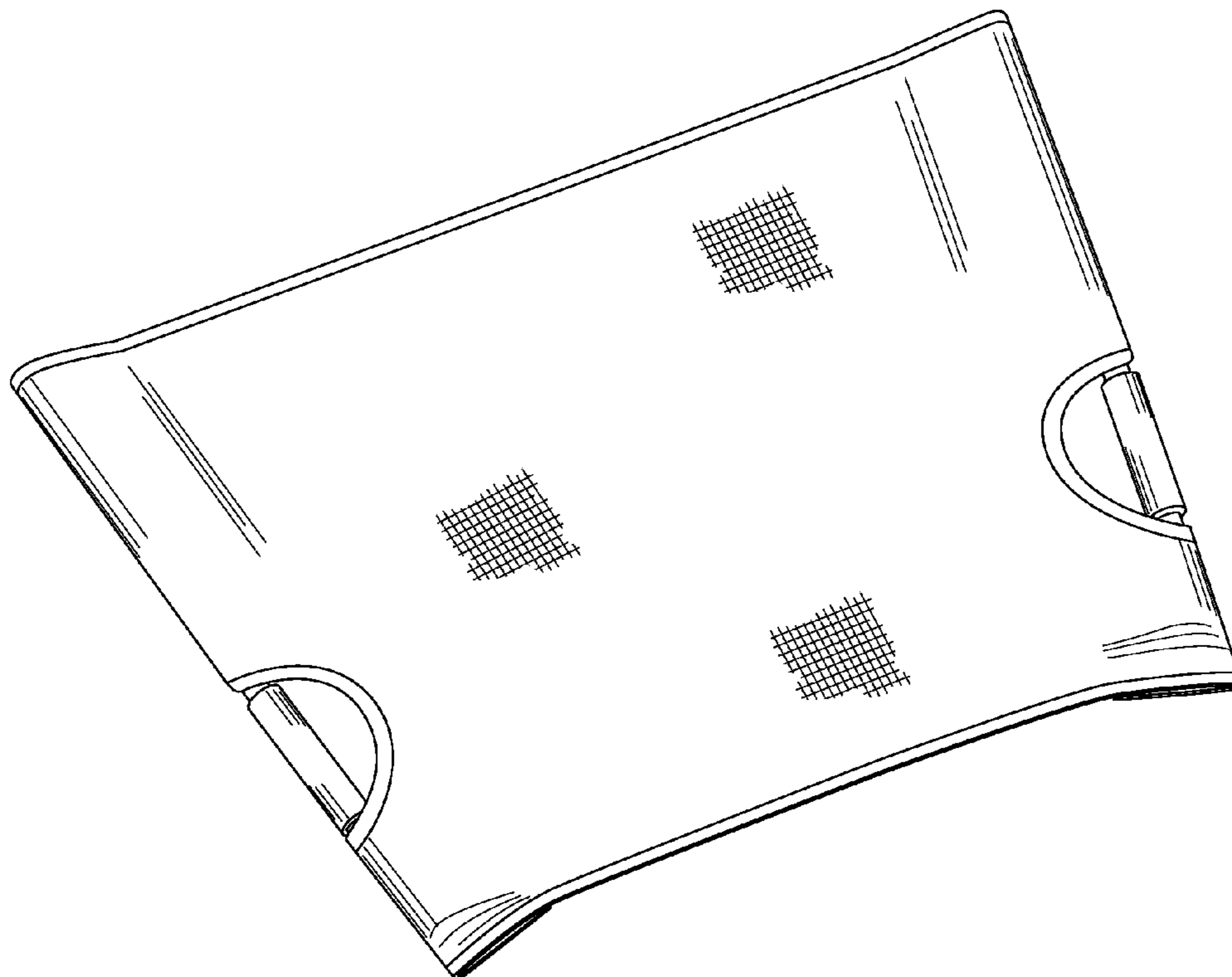
FIG. 3 is an edge elevational view thereof from the left of FIG. 2, the edge elevational view thereof from the side opposite that shown in FIG. 3 being identical thereto;

FIG. 4 is a bottom plan view thereof;

FIG. 5 is a view thereof from the top of FIG. 2; and,

FIG. 6 is a view thereof from the bottom of FIG. 2.

1 Claim, 5 Drawing Sheets



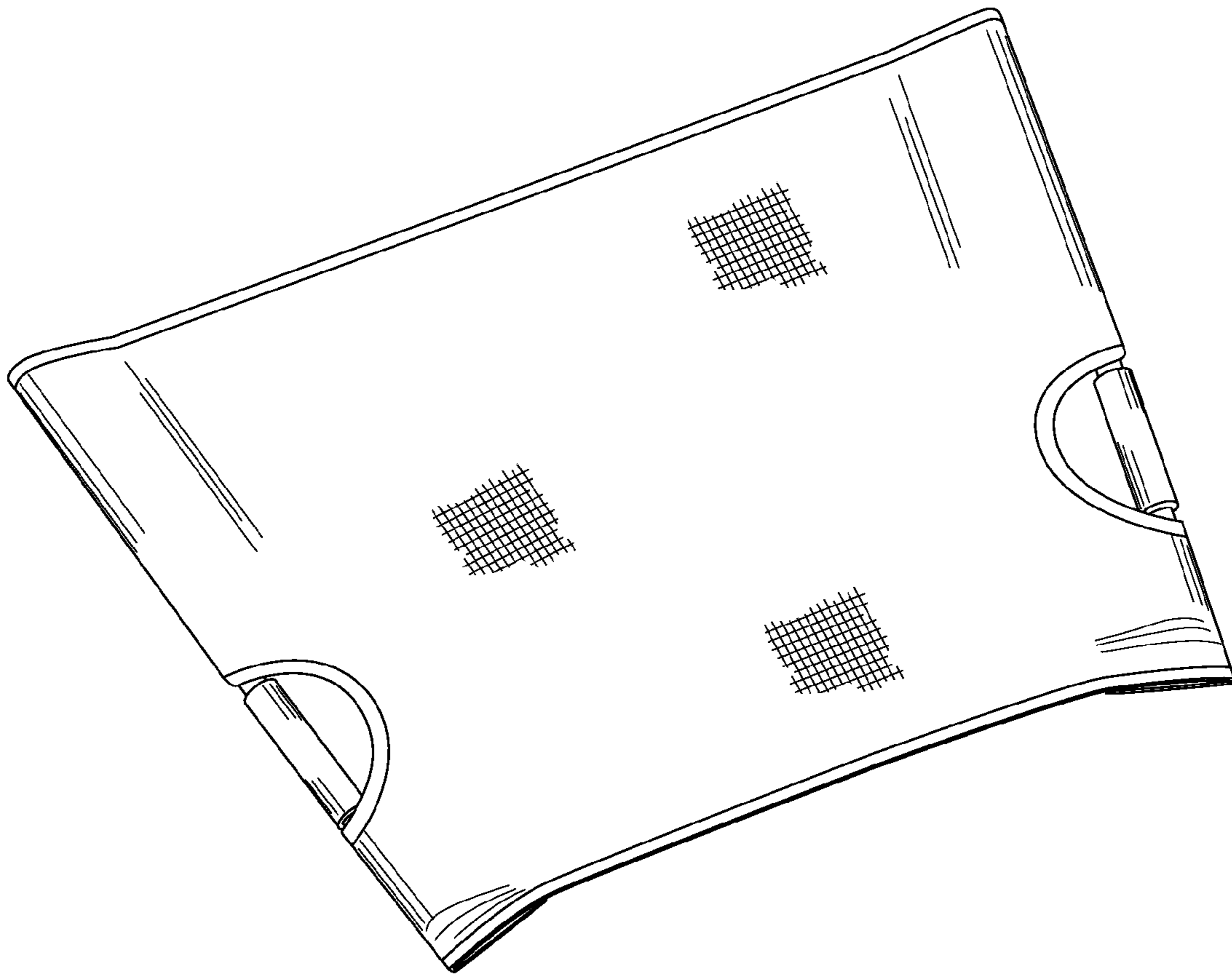


Fig. 1

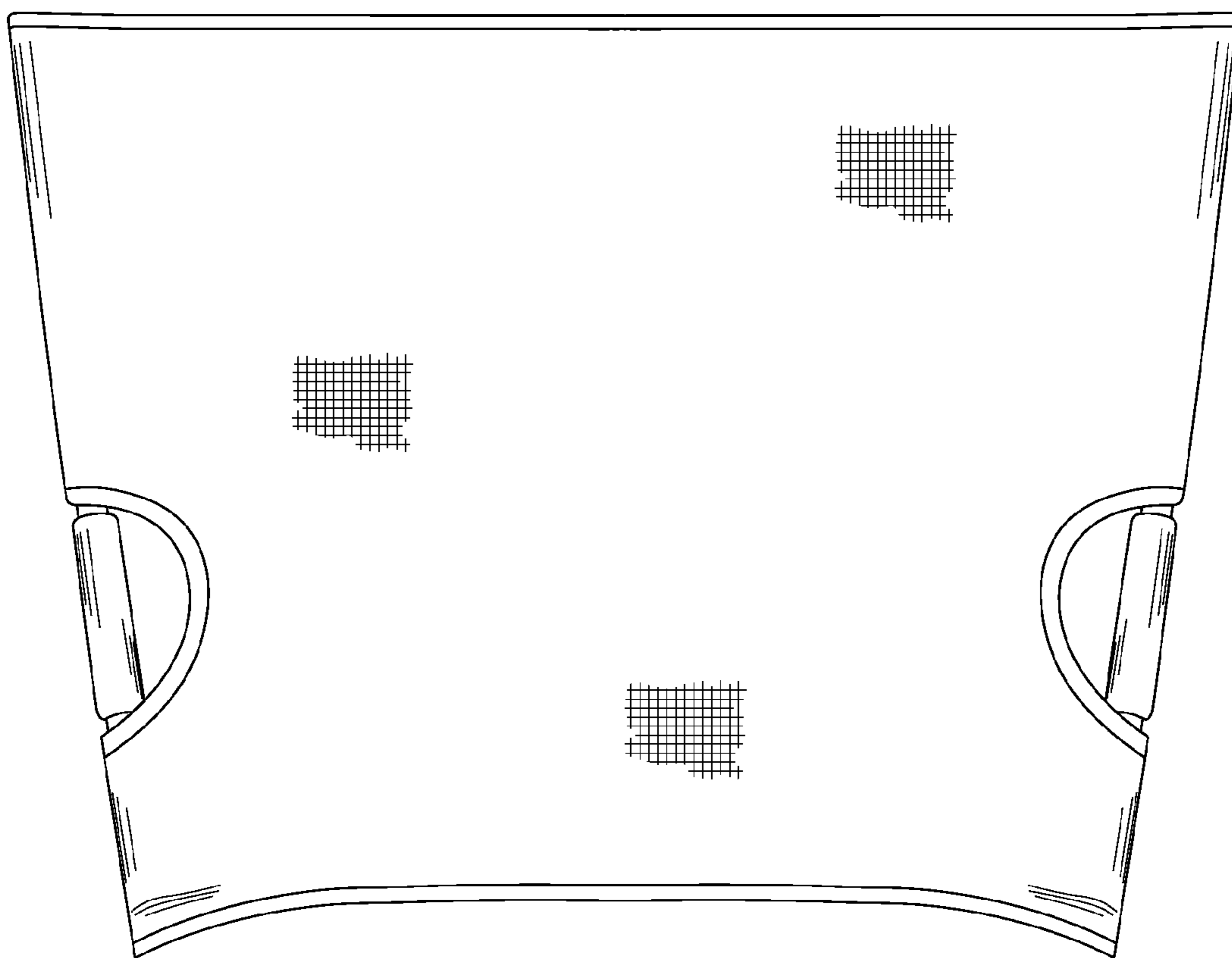


Fig. 2



Fig. 3

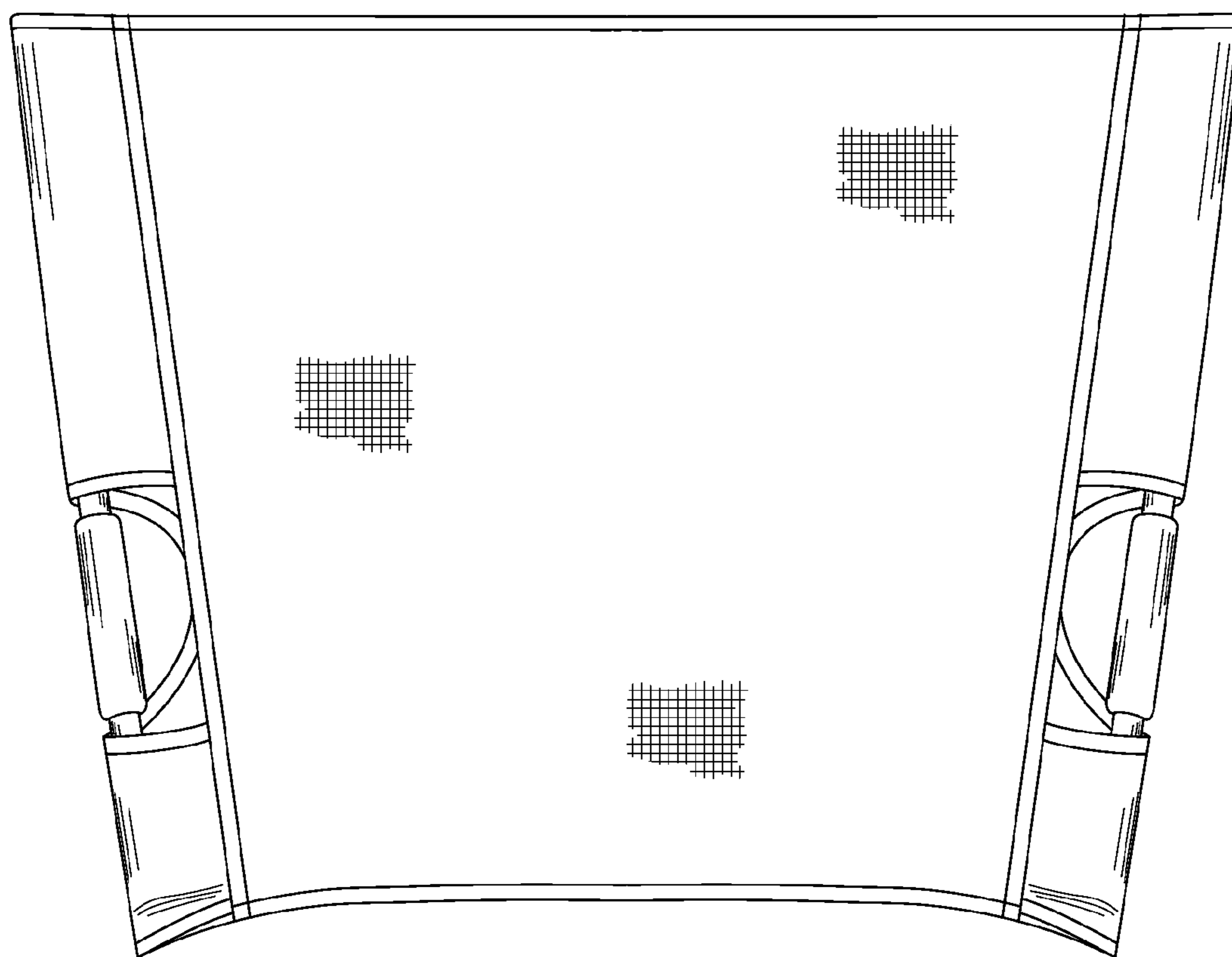


Fig. 4

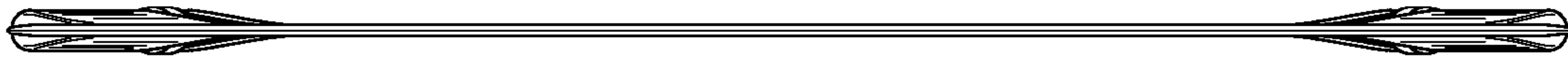


Fig. 5



Fig. 6