



US00D623234S

(12) **United States Design Patent**  
**Elliott**

(10) **Patent No.:** **US D623,234 S**

(45) **Date of Patent:** **\*\* Sep. 7, 2010**

(54) **DISPLAY BOARD**

(76) **Inventor:** **Glenwick A. Elliott**, 6701 NW. Maple,  
Apt. #902, Lawton, OK (US) 73505

(\*\*) **Term:** **14 Years**

(21) **Appl. No.:** **29/351,593**

(22) **Filed:** **Dec. 8, 2009**

(51) **LOC (9) Cl.** ..... **20-03**

(52) **U.S. Cl.** ..... **D20/29; D20/43**

(58) **Field of Classification Search** ..... D20/10,  
D20/11, 19, 22, 23, 29, 39-42, 99; 40/124.01,  
40/124.02, 124.04, 124.191, 447, 452, 538,  
40/541-544, 549, 584, 617, 618, 621, 624,  
40/642.04; D7/551.1; D10/104, 109; D21/484;  
206/457, 489; 428/66.6; D6/479-482, 511;  
D19/1, 35; D24/183

See application file for complete search history.

(56) **References Cited**

**U.S. PATENT DOCUMENTS**

- D135,136 S \* 3/1943 Aron ..... D20/29
- D217,791 S \* 6/1970 Schwarz ..... D20/42
- D282,775 S \* 2/1986 Floyd, Sr. .... D24/183
- D290,203 S \* 6/1987 Berry, Jr. .... D6/479
- 4,805,773 A \* 2/1989 Sabongi ..... 206/489
- 4,884,680 A \* 12/1989 Israel et al. .... 206/457
- 5,484,637 A \* 1/1996 Paragon et al. .... 428/66.6

- D475,095 S \* 5/2003 Manville ..... D21/484
- D514,855 S \* 2/2006 DeBoth ..... D6/511
- D530,546 S \* 10/2006 Muller ..... D6/482
- D553,195 S \* 10/2007 Chamberlain ..... D20/29
- D587,970 S \* 3/2009 Zack et al. .... D7/551.1
- 7,549,244 B2 \* 6/2009 Nelms et al. .... 40/124.01

\* cited by examiner

*Primary Examiner*—Janice E Seeger

*Assistant Examiner*—Mary Ann Calabrese

(74) *Attorney, Agent, or Firm*—Dunlap Coddling, P.C.

(57) **CLAIM**

A new and ornamental design of a display board, as shown and described.

**DESCRIPTION**

FIG. 1 is a front perspective view of a display board showing my new design.

FIG. 2 is a front view of the display board of FIG. 1.

FIG. 3 is a bottom view of the display board of FIG. 1.


FIG. 4 is a top view of the display board of FIG. 1.


FIG. 5 is a right-side view of the display board of FIG. 1; and,

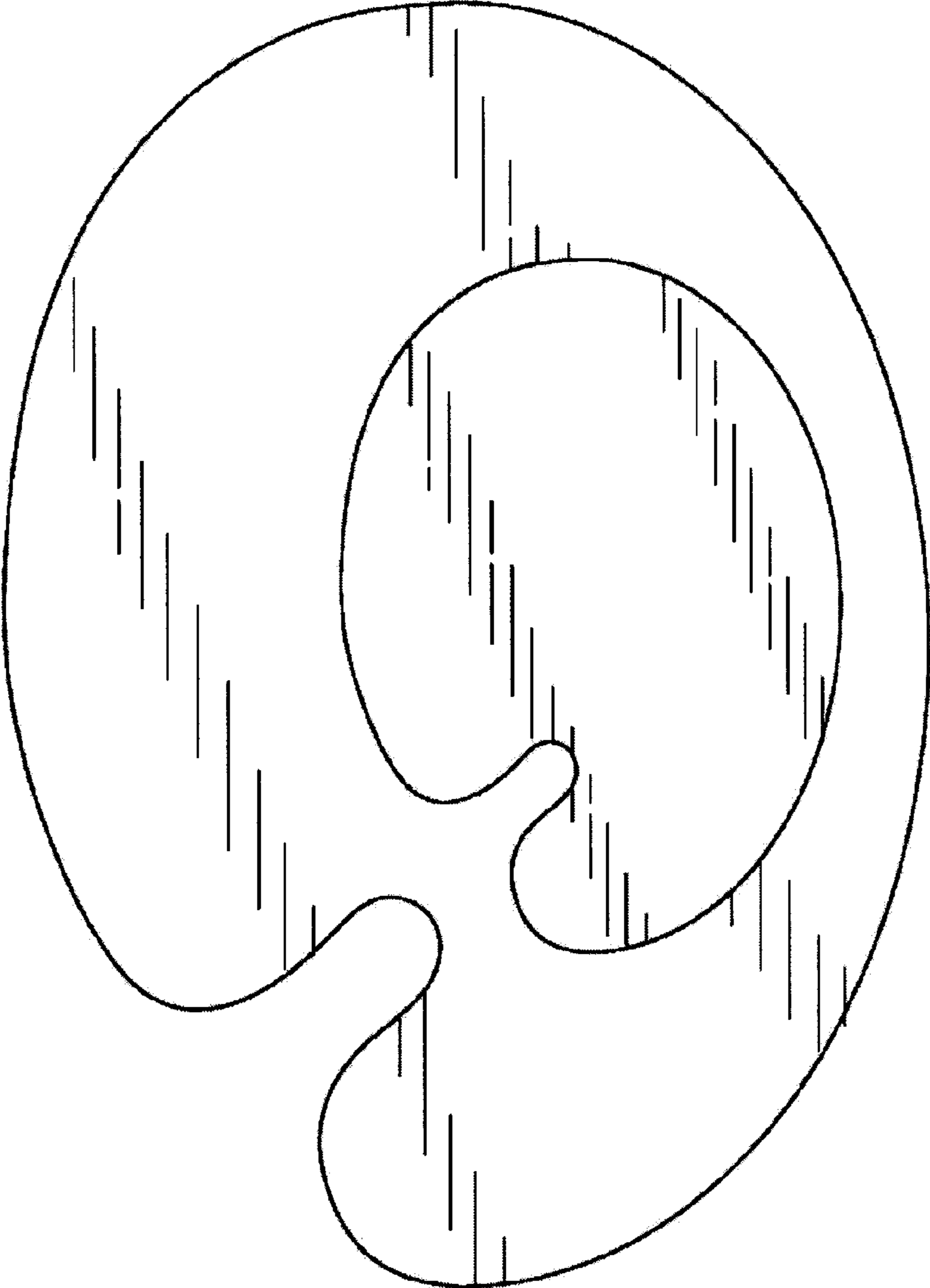
FIG. 6 is a left-side view of the display board of FIG. 1.

The broken lines of the display board in FIG. 1 are included for the purpose of illustrating environment only and form no part of the claimed design.

**1 Claim, 3 Drawing Sheets**







**FIG. 1**




FIG. 3




FIG. 4




FIG. 5




FIG. 6