



US00D623233S

(12) **United States Design Patent**
Sanz

(10) **Patent No.:** **US D623,233 S**
(45) **Date of Patent:** **** Sep. 7, 2010**

(54) **IDENTIFICATION TAG FOR LUGGAGE**

(75) Inventor: **Victor Sanz**, Whitehouse Station, NJ
(US)

(73) Assignee: **Tumi, Inc.**, South Plainfield, NJ (US)

(**) Term: **14 Years**

(21) Appl. No.: **29/349,311**

(22) Filed: **Mar. 23, 2010**

(51) **LOC (9) Cl.** **19-08**

(52) **U.S. Cl.** **D20/27**

(58) **Field of Classification Search** D20/10,
D20/11, 19, 22-28, 99; 40/5, 6, 27, 124.01,
40/124.191, 299.01, 312, 313, 360, 446,
40/541, 584, 625, 626, 630, 638, 653, 658,
40/663, 665, 661, 661.01, 661.11, 662; D3/318;
283/56, 71, 81

See application file for complete search history.

(56) **References Cited**

U.S. PATENT DOCUMENTS

- 2,793,451 A * 5/1957 Goldsholl 40/653
- 3,352,040 A * 11/1967 Javkin 40/662
- 3,384,984 A * 5/1968 Field 40/662
- D246,590 S * 12/1977 Sollazzi D3/318
- 4,112,603 A * 9/1978 Giulie 40/638
- 4,616,435 A * 10/1986 Perfect 40/6

- D306,613 S * 3/1990 Parker D20/27
- D377,810 S * 2/1997 Chaperon D20/27
- D432,175 S * 10/2000 Finkay D20/22
- D516,126 S * 2/2006 Schantz D20/28
- D599,409 S * 9/2009 Kan D20/27

* cited by examiner

Primary Examiner—Mary Ann Calabrese

(74) *Attorney, Agent, or Firm*—Charles E. Baxley

(57) **CLAIM**

I claim the ornamental design of the identification tag for luggage, as shown and described.

DESCRIPTION

FIG. 1 is a downward frontal rightward perspective view of an identification tag for luggage according to my new design;

FIG. 2 is a front elevational view thereof;

FIG. 3 is a left elevational view thereof, a right elevational view thereof being a mirror image of FIG. 3;

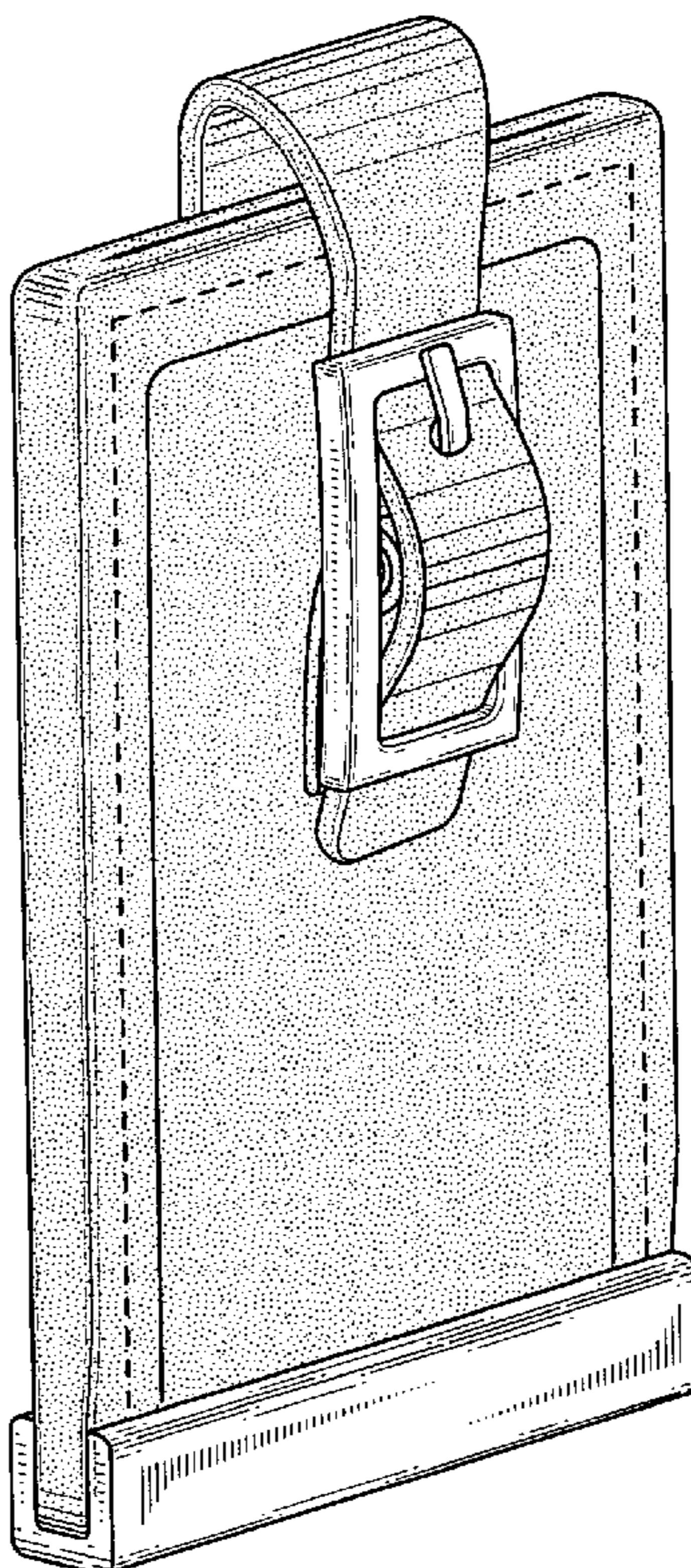
FIG. 4 is a rear elevational view thereof;

FIG. 5 is a top plan view thereof; and,

FIG. 6 is a bottom plan view thereof.

In the drawings, the circular features shown in broken lines in FIG. 4 represent portions of the identification tag for luggage which form no part of the claimed design. All other broken lines represent stitching.

1 Claim, 3 Drawing Sheets



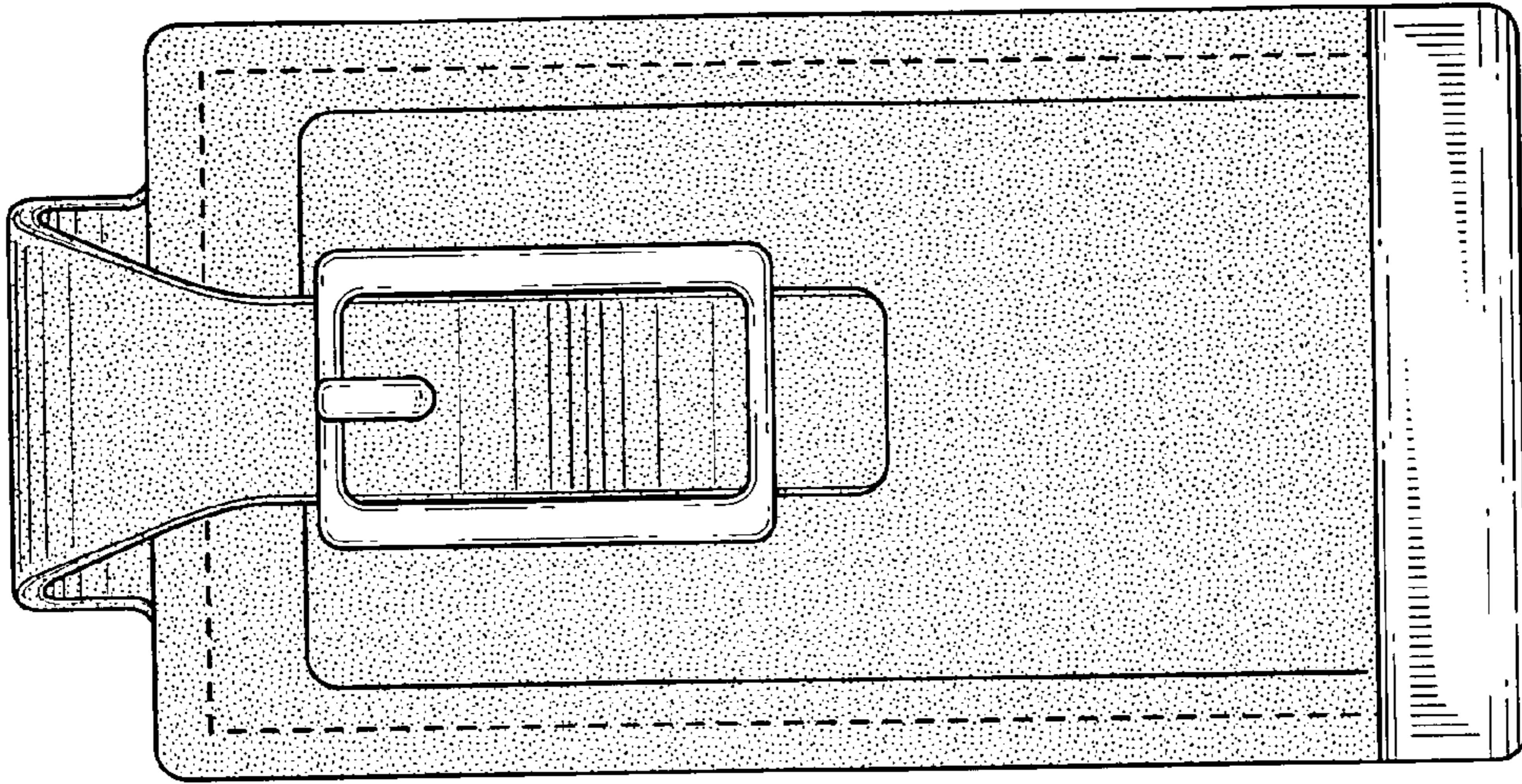


FIG. 2

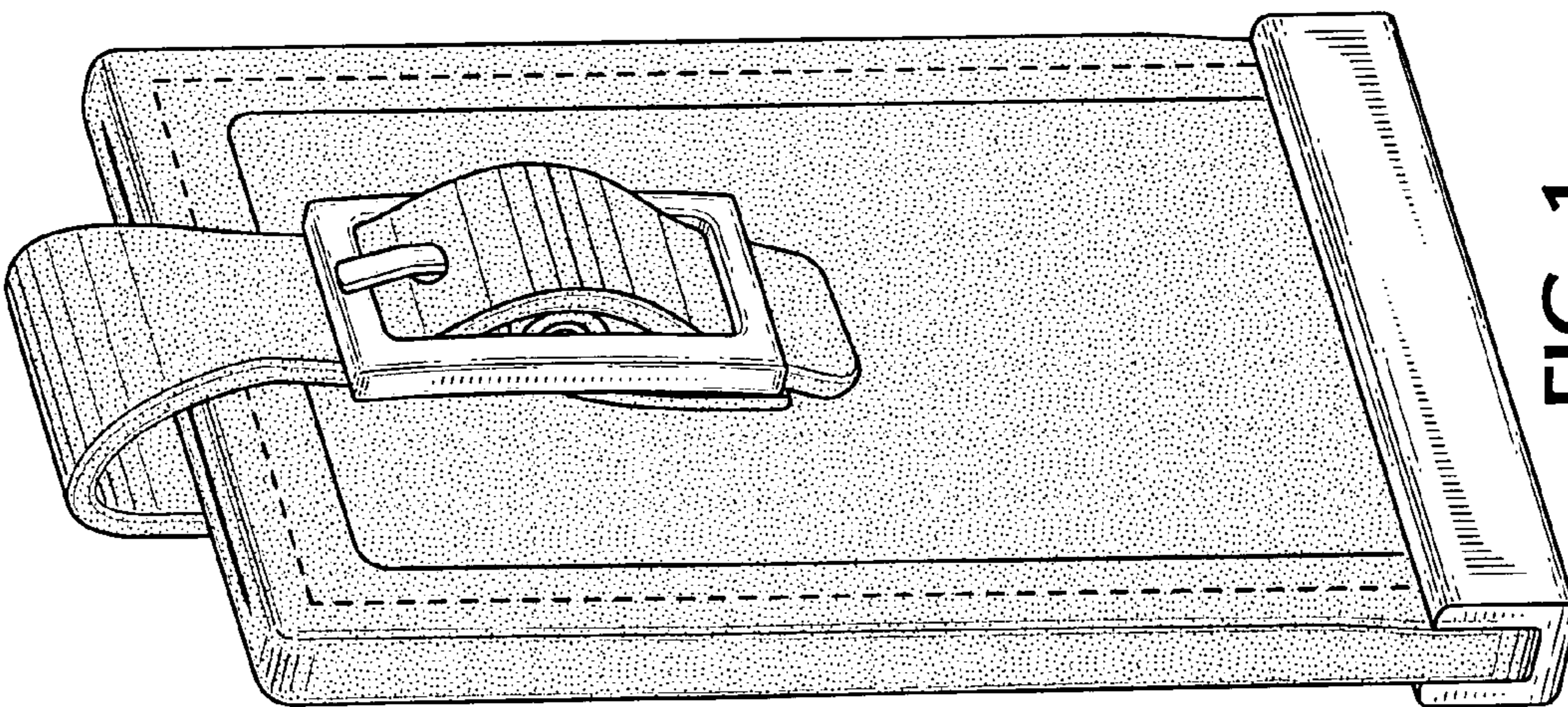


FIG. 1




FIG. 4

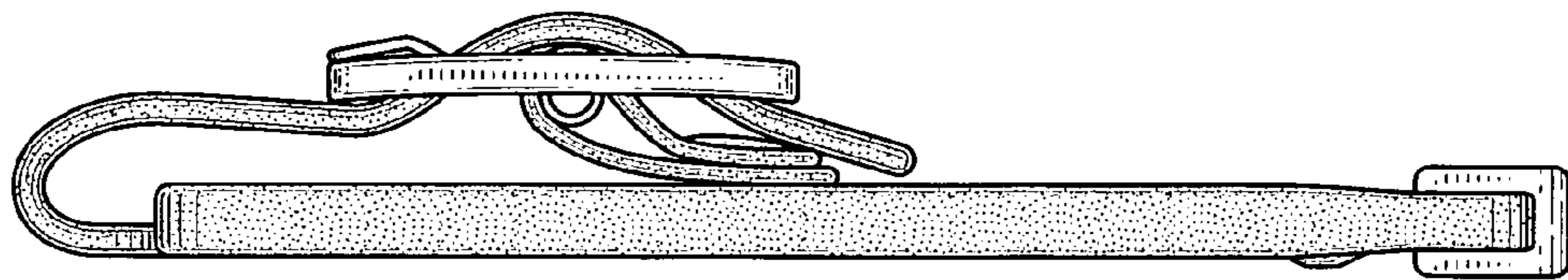


FIG. 3

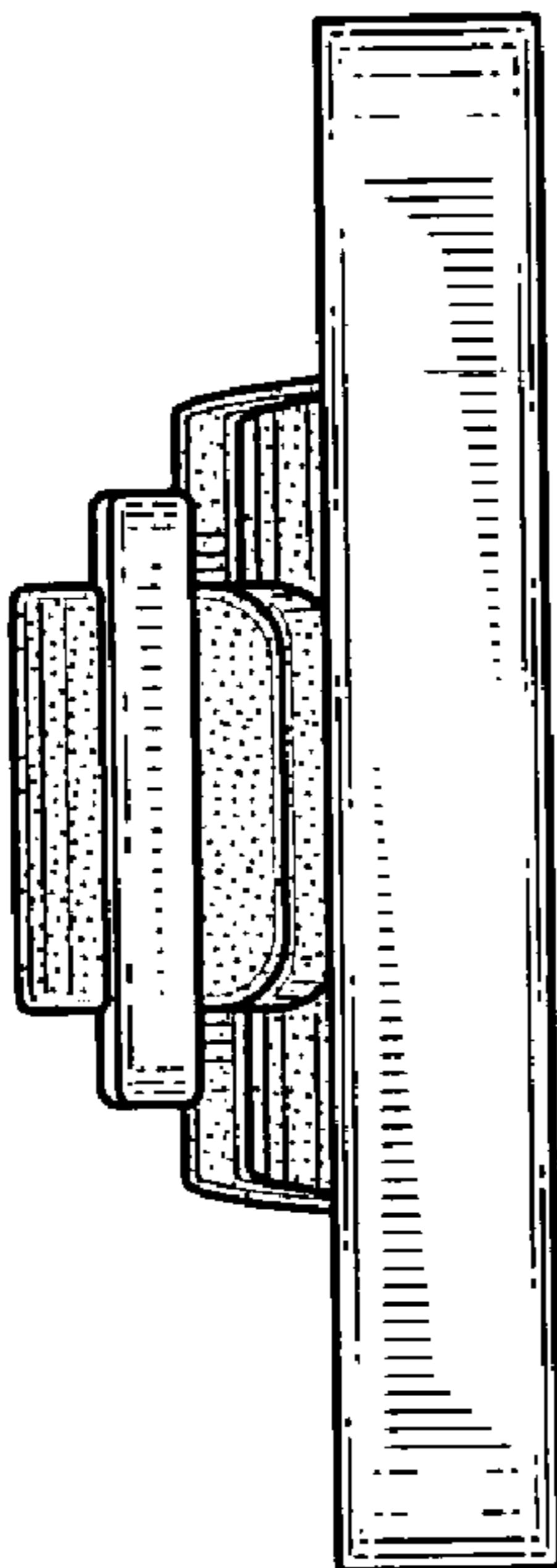


FIG. 6

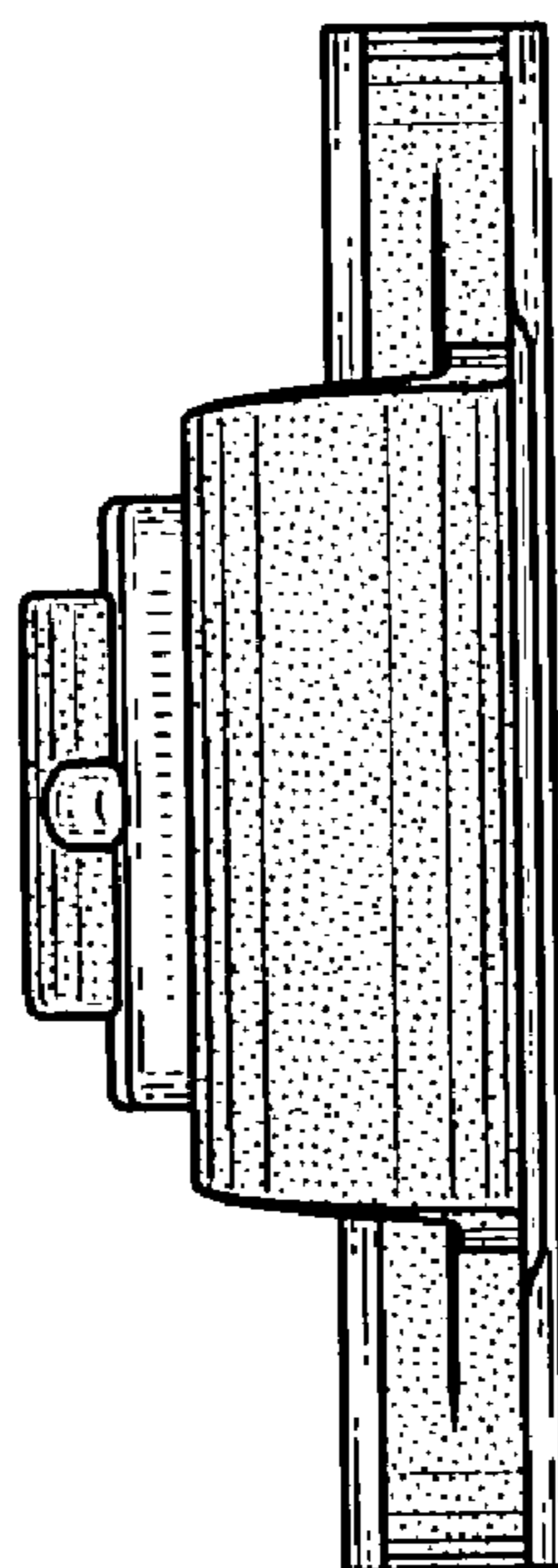


FIG. 5