



US00D623222S

(12) **United States Design Patent**
Chaffee et al.

(10) **Patent No.:** **US D623,222 S**

(45) **Date of Patent:** **** Sep. 7, 2010**

(54) **WRITING INSTRUMENT WITH SHEET DISPENSER**

(75) Inventors: **Matthew D. Chaffee**, White Bear Lake, MN (US); **David C. Windorski**, Woodbury, MN (US); **Lee A. Fain**, St. Paul, MN (US)

(73) Assignee: **3M Innovative Properties Company**, St. Paul, MN (US)

(**) Term: **14 Years**

(21) Appl. No.: **29/340,861**

(22) Filed: **Jul. 27, 2009**

(51) **LOC (9) Cl.** **19-06**

(52) **U.S. Cl.** **D19/36**

(58) **Field of Classification Search** D19/35, D19/36, 41-51, 53-57; 24/11 R, 11 F, 11 P; 401/52, 99, 100, 104-109, 192, 195, 196
See application file for complete search history.

(56) **References Cited**

U.S. PATENT DOCUMENTS

- 6,719,472 B2 * 4/2004 Windorski et al. 401/195
- D492,349 S * 6/2004 Qiu D19/50
- 7,114,870 B2 * 10/2006 Windorski et al. 401/195
- D540,386 S * 4/2007 Qiu D19/51
- D543,237 S * 5/2007 Bickert et al. D19/42

- D581,978 S * 12/2008 Windorski et al. D19/36
- D583,864 S * 12/2008 Liu D19/48
- D589,557 S * 3/2009 Kusch et al. D19/50
- 7,517,167 B2 * 4/2009 Smith et al. 401/195
- D609,742 S * 2/2010 Lee D19/36
- D612,886 S * 3/2010 Newbould et al. D19/36
- D613,738 S * 4/2010 Daniel D14/346
- 2005/0191114 A1 * 9/2005 Smith et al. 401/195

* cited by examiner

Primary Examiner—Elizabeth A Albert

(74) *Attorney, Agent, or Firm*—Robert H. Jordan

(57) **CLAIM**

The ornamental design for a writing instrument with sheet dispenser, as shown and described.

DESCRIPTION

FIG. 1 is a perspective view showing the new design for a writing instrument with sheet dispenser;

FIG. 2 is a right side view thereof, the left side view being a mirror image;

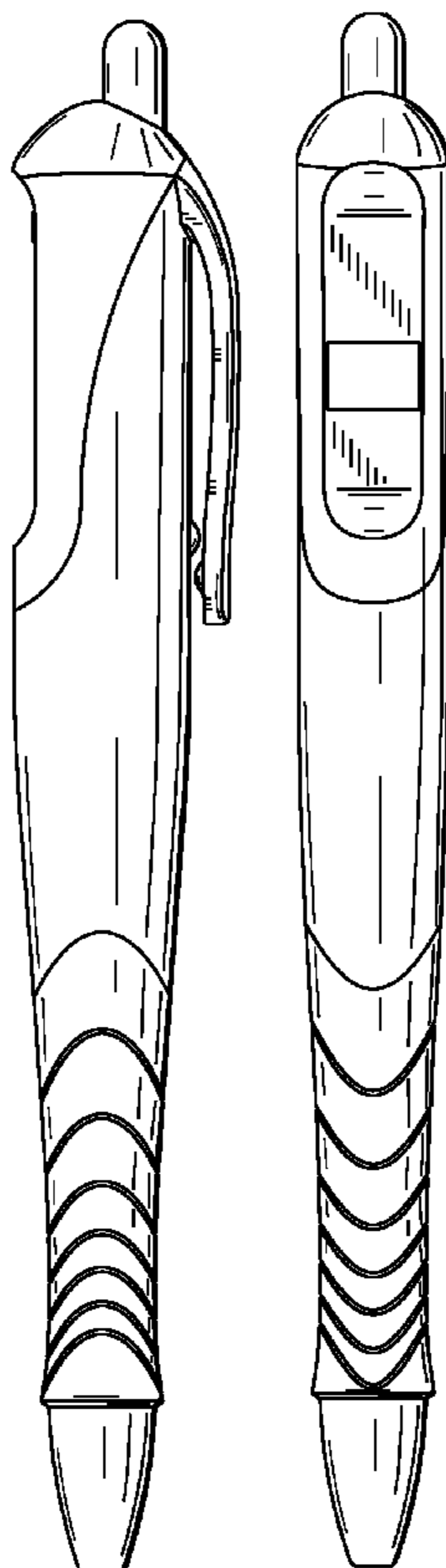
FIG. 3 is a bottom plan view thereof;

FIG. 4 is a top plan view thereof;

FIG. 5 is a rear view thereof; and,

FIG. 6 is a front view thereof.

1 Claim, 2 Drawing Sheets



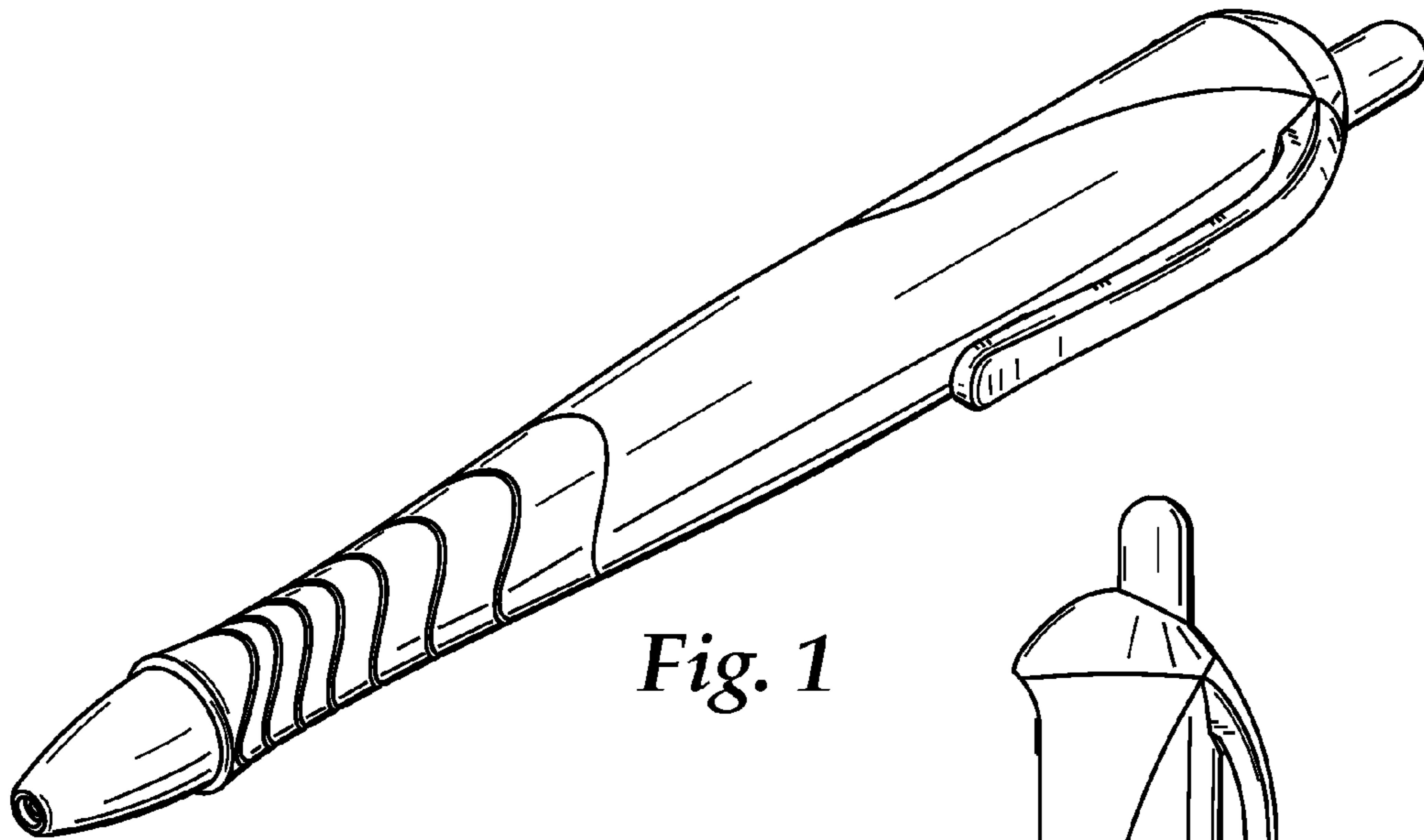


Fig. 1

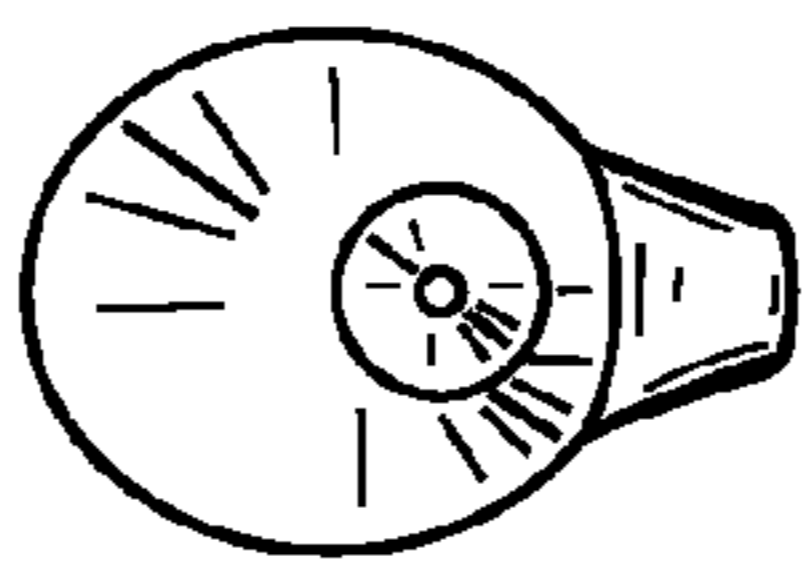


Fig. 5

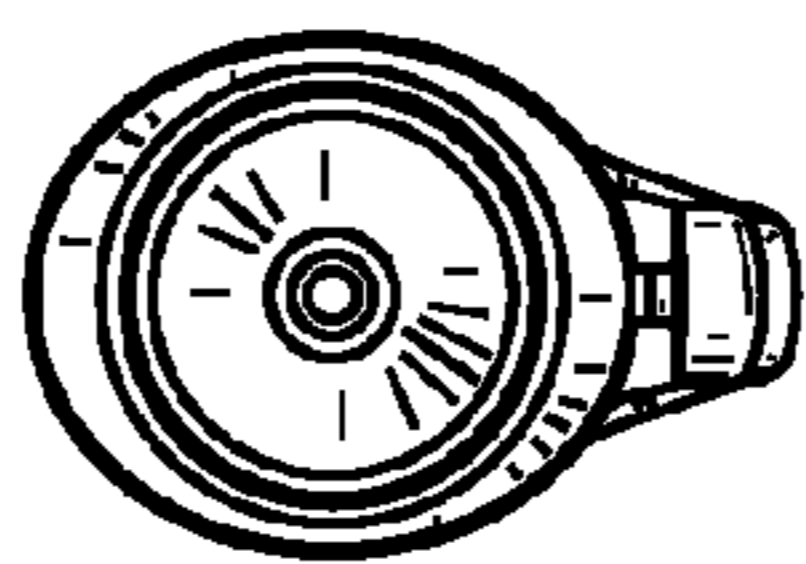


Fig. 6

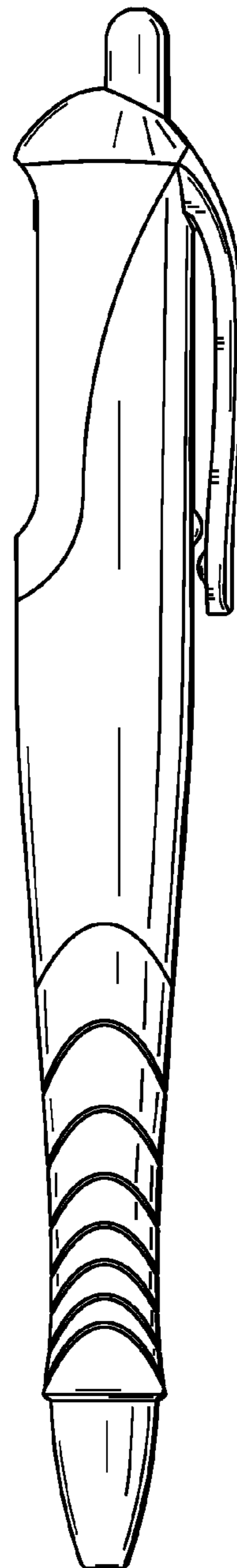


Fig. 2

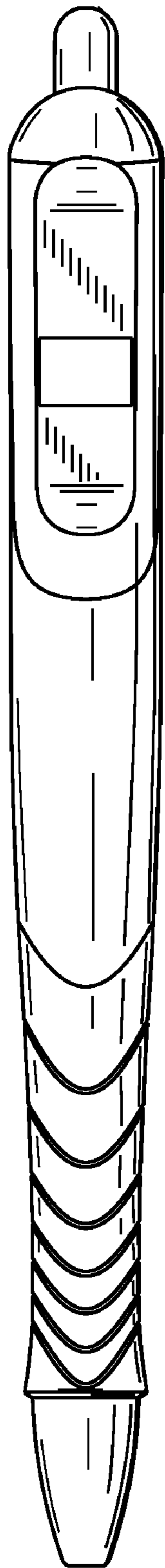


Fig. 3

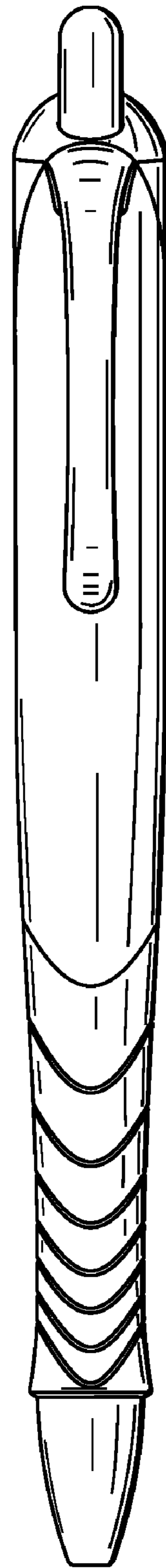


Fig. 4