



US00D623215S

(12) **United States Design Patent**
Inui et al.

(10) **Patent No.:** **US D623,215 S**
(45) **Date of Patent:** **** Sep. 7, 2010**

(54) **SUNGLASSES**

(75) Inventors: **Rintaro Inui**, Higashiosaka (JP);
Masataka Asada, Higashiosaka (JP);
Takeshi Kamimera, Chuo-ku (JP)

(73) Assignee: **Yamamoto Kogaku Co., Ltd.**, Osaka
(JP)

(**) Term: **14 Years**

(21) Appl. No.: **29/316,738**

(22) Filed: **Oct. 28, 2009**

(30) **Foreign Application Priority Data**

Apr. 28, 2009 (JP) 2009-009808

(51) **LOC (9) Cl.** **16-06**

(52) **U.S. Cl.** **D16/315**

(58) **Field of Classification Search** D16/101,
D16/300-342; D29/109-110; D24/110.2;
351/41, 44, 51-52, 62, 158, 92, 103-123,
351/140, 153, 45-46; 2/426-432, 447-449,
2/441, 434-437, 13, 15; D21/483, 659-661

See application file for complete search history.

(56) **References Cited**

U.S. PATENT DOCUMENTS

D543,572 S * 5/2007 Yee et al. D16/315
D564,571 S * 3/2008 Jannard et al. D16/326

D582,960 S * 12/2008 Fuchs D16/315
D584,330 S * 1/2009 Chen D16/315
D601,613 S * 10/2009 Yee D16/315
2006/0238700 A1 * 10/2006 Del Vecchio 351/103

* cited by examiner

Primary Examiner—Raphael Barkai

(74) *Attorney, Agent, or Firm*—William L. Androlia; H.
Henry Koda

(57) **CLAIM**

The ornamental design for sunglasses, as shown and
described.

DESCRIPTION

FIG. 1 is a perspective view of sunglasses taken from the
front, top and right side thereof, showing my new design;

FIG. 2 is a perspective view taken from the rear, top and left
side thereof;

FIG. 3 is a front elevational view thereof;

FIG. 4 is a rear elevational view thereof;

FIG. 5 is a top plan view thereof;

FIG. 6 is a bottom plan view thereof; and,

FIG. 7 is a right side elevational view thereof, the left side
elevational view being a mirror image of the right side eleva-
tional view.

1 Claim, 3 Drawing Sheets



Fig.1




Fig.2




Fig.3




Fig.4




Fig.5



Fig.6



Fig.7

