



US00D623207S

(12) **United States Design Patent**
Gentry, Jr. et al.

(10) **Patent No.:** **US D623,207 S**
(45) **Date of Patent:** **** Sep. 7, 2010**

(54) **AUTOMATED PHARMACY MACHINE**

(75) Inventors: **James R. Gentry, Jr.**, Wake Forest, NC (US); **Daryl Oshatz**, Raleigh, NC (US); **Matthew P. Daniels**, Pittsboro, NC (US); **Jasper Pollard**, Durham, NC (US); **David Newcomb**, Morrisville, NC (US); **Mark Alan Uebel**, Morrisville, NC (US); **George Raymond Abrams, Jr.**, Cary, NC (US); **Michael K. Gottlieb**, Raleigh, NC (US); **David Alan Calderwood**, Chapel Hill, NC (US); **Thomas P. Rhoads, Jr.**, Raleigh, NC (US); **Jesse Samuel Eberdt, III**, Durham, NC (US)

(73) Assignee: **Parata Systems, LLC**, Durham, NC (US)

(**) Term: **14 Years**

(21) Appl. No.: **29/318,302**

(22) Filed: **May 16, 2008**

(51) **LOC (9) Cl.** **15-99**

(52) **U.S. Cl.** **D15/145; D20/4**

(58) **Field of Classification Search** D6/436, D6/441, 445, 446, 448, 455, 561; D10/4; D15/145, 199; D20/4, 5; 53/131.4, 167, 53/202, 279, 284.5, 284.7, 370.7, 370.9, 53/381.1, 426, 550, 563, 565; 493/184
See application file for complete search history.

(56) **References Cited**

U.S. PATENT DOCUMENTS

D318,691	S	*	7/1991	Ryason	D20/4
5,097,652	A	*	3/1992	Inamura et al.	53/493
D420,705	S	*	2/2000	Koyanagi	D20/4
D429,765	S	*	8/2000	Saito et al.	D20/5
D466,941	S	*	12/2002	Shubert et al.	D20/4

D481,076	S	*	10/2003	Ballard	D20/4
6,898,919	B2	*	5/2005	Kim	53/154
D517,438	S	*	3/2006	Sato et al.	D10/97
D559,011	S	*	1/2008	Mehmen	D6/446
D566,736	S	*	4/2008	Okamoto et al.	D15/145
D567,273	S	*	4/2008	Okamoto et al.	D15/145
7,428,805	B2	*	9/2008	Kim	53/131.4
D592,704	S	*	5/2009	Becker et al.	D20/2
D613,319	S	*	4/2010	Okamoto et al.	D15/145
2005/0122010	A1	*	6/2005	Kobayashi et al.	312/209
2007/0151204	A1	*	7/2007	Kim	53/55
2009/0173087	A1	*	7/2009	Cora et al.	62/115
2009/0235614	A1	*	9/2009	Yuyama et al.	53/167

* cited by examiner

Primary Examiner—Patricia Palasik

(74) *Attorney, Agent, or Firm*—Myers Bigel Sibley & Sajovec

(57) **CLAIM**

The ornamental design for an automated pharmacy machine, as shown and described.

DESCRIPTION

FIG. 1 is a rear perspective view of an automated pharmacy machine showing our design;

FIG. 2 is a front perspective view of the automated pharmacy machine of FIG. 1;

FIG. 3 is a rear view thereof;

FIG. 4 is a front view thereof;

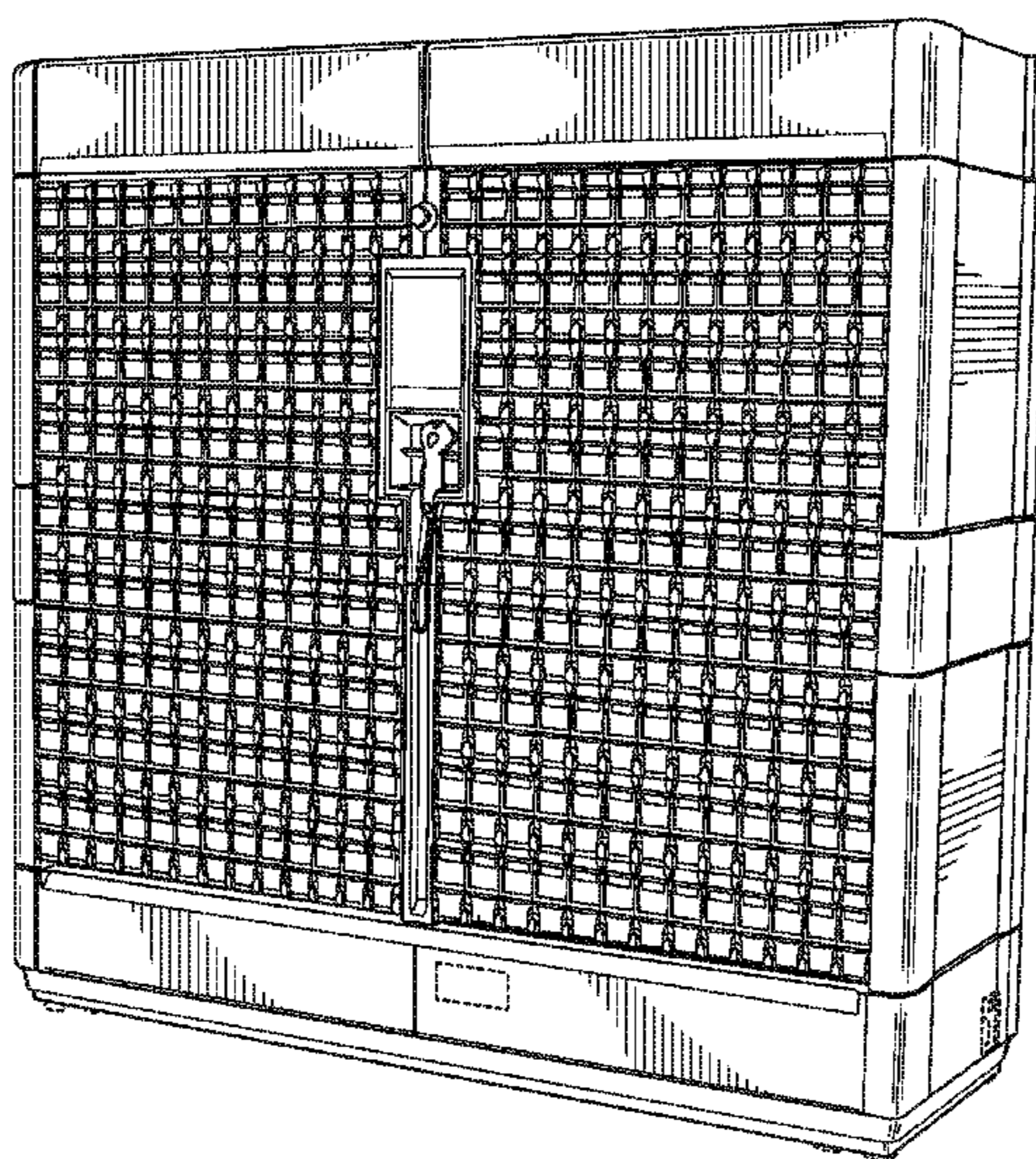
FIG. 5 is a side view thereof;

FIG. 6 is an opposing side view thereof; and,

FIG. 7 is a top view thereof.

The broken lines shown herein are for illustrative purposes only and form no part of the claimed design. The illustrated device is not limited to the scale shown.

1 Claim, 6 Drawing Sheets



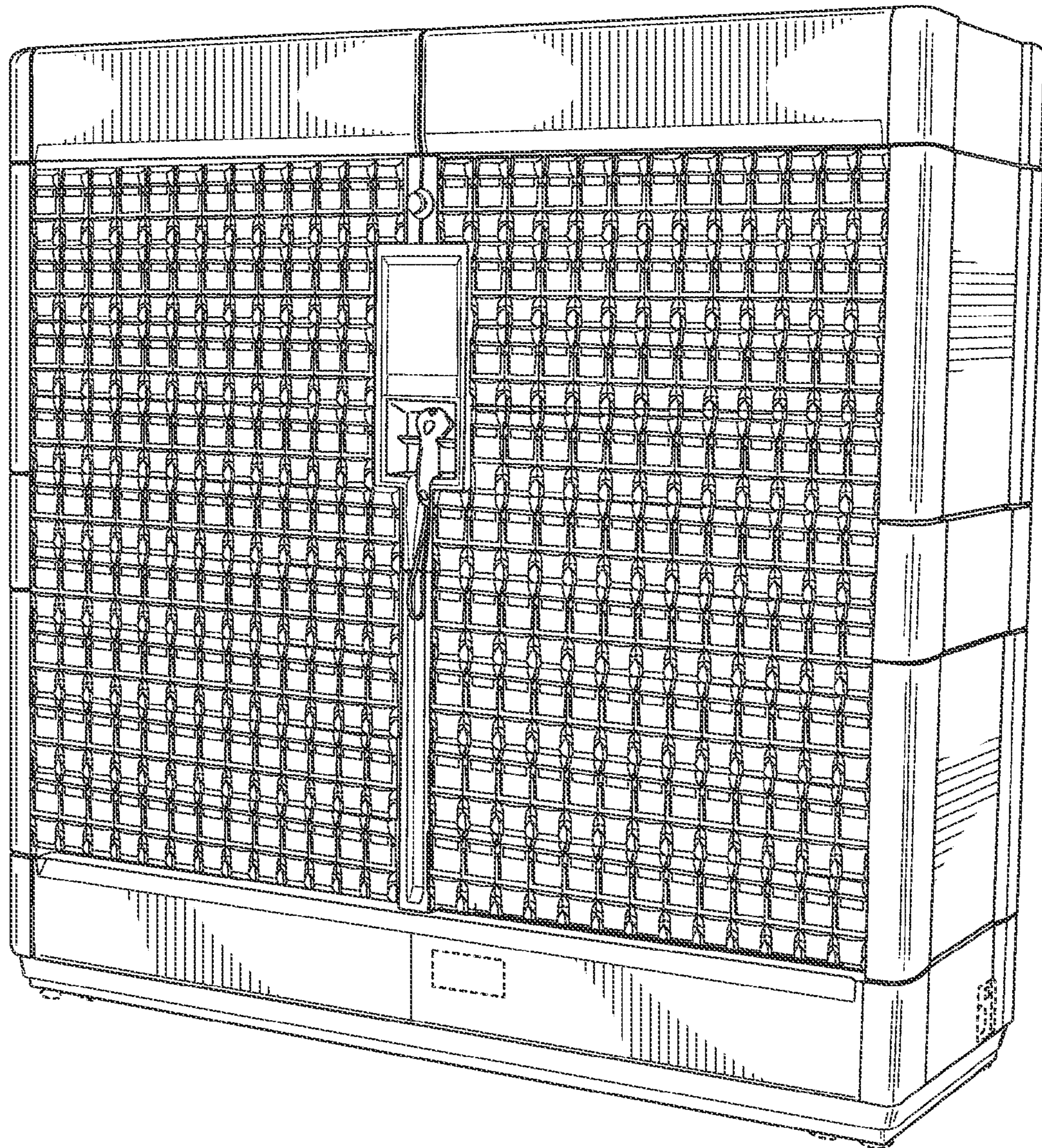


FIG. 1

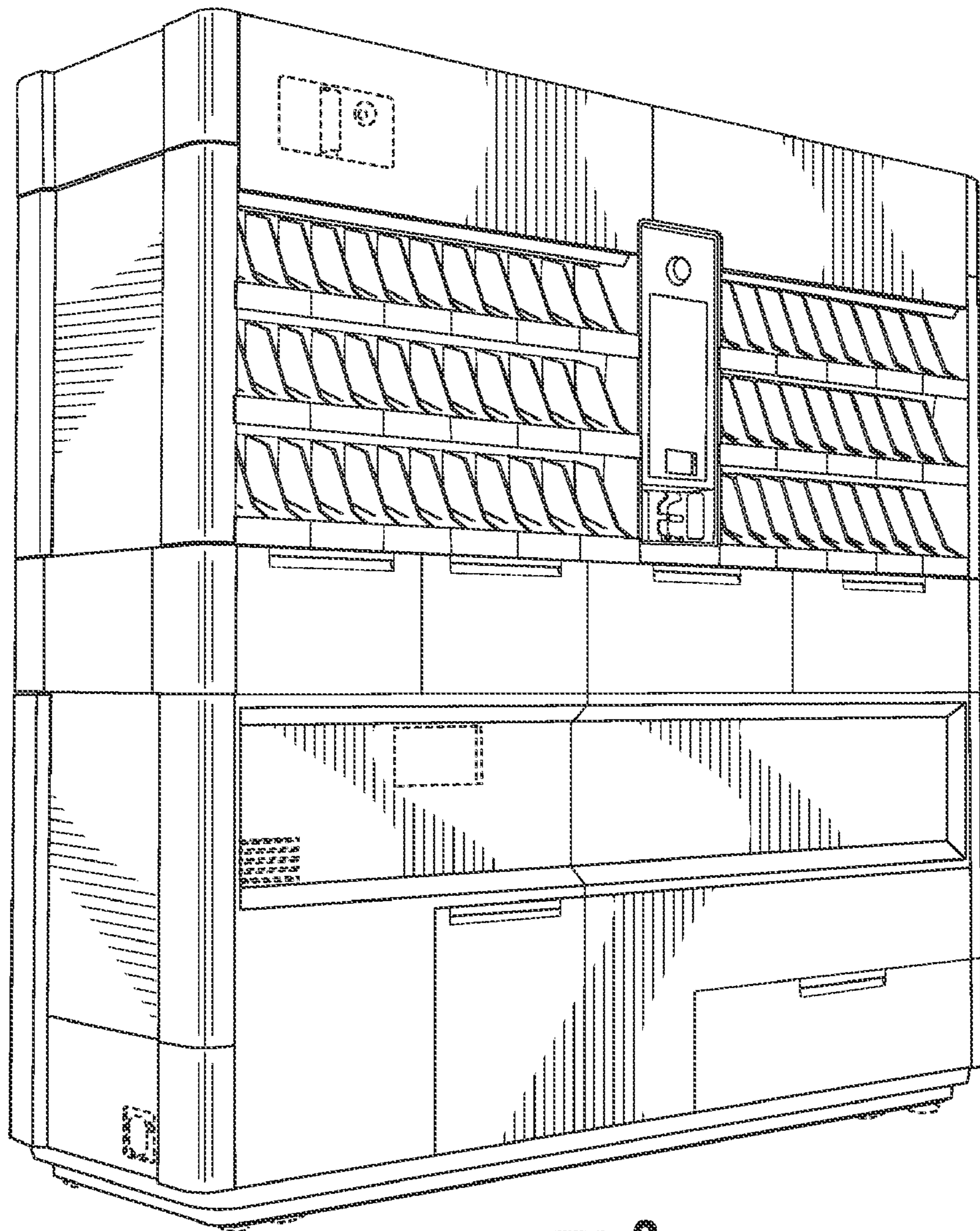


FIG. 2

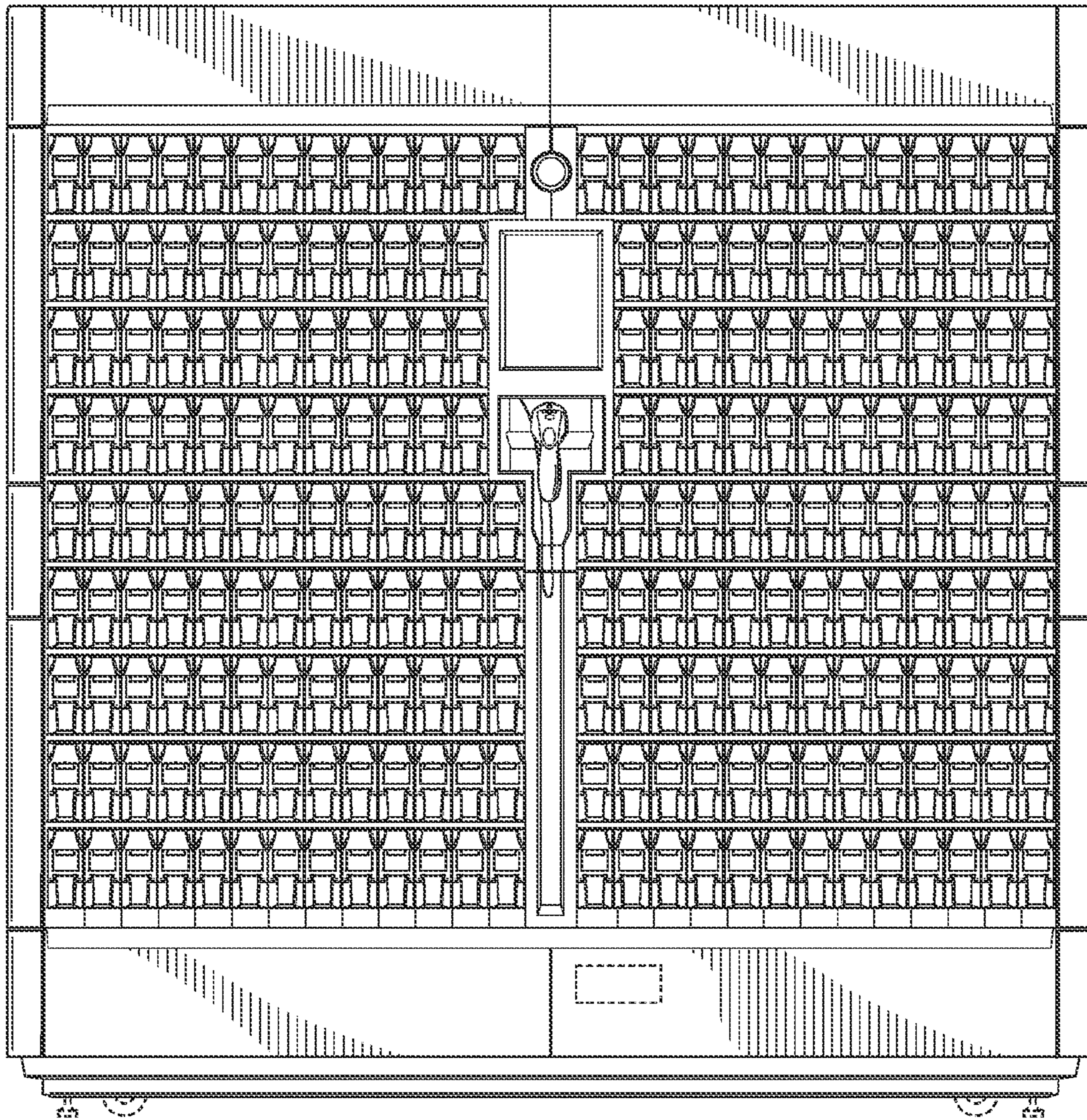


FIG. 3

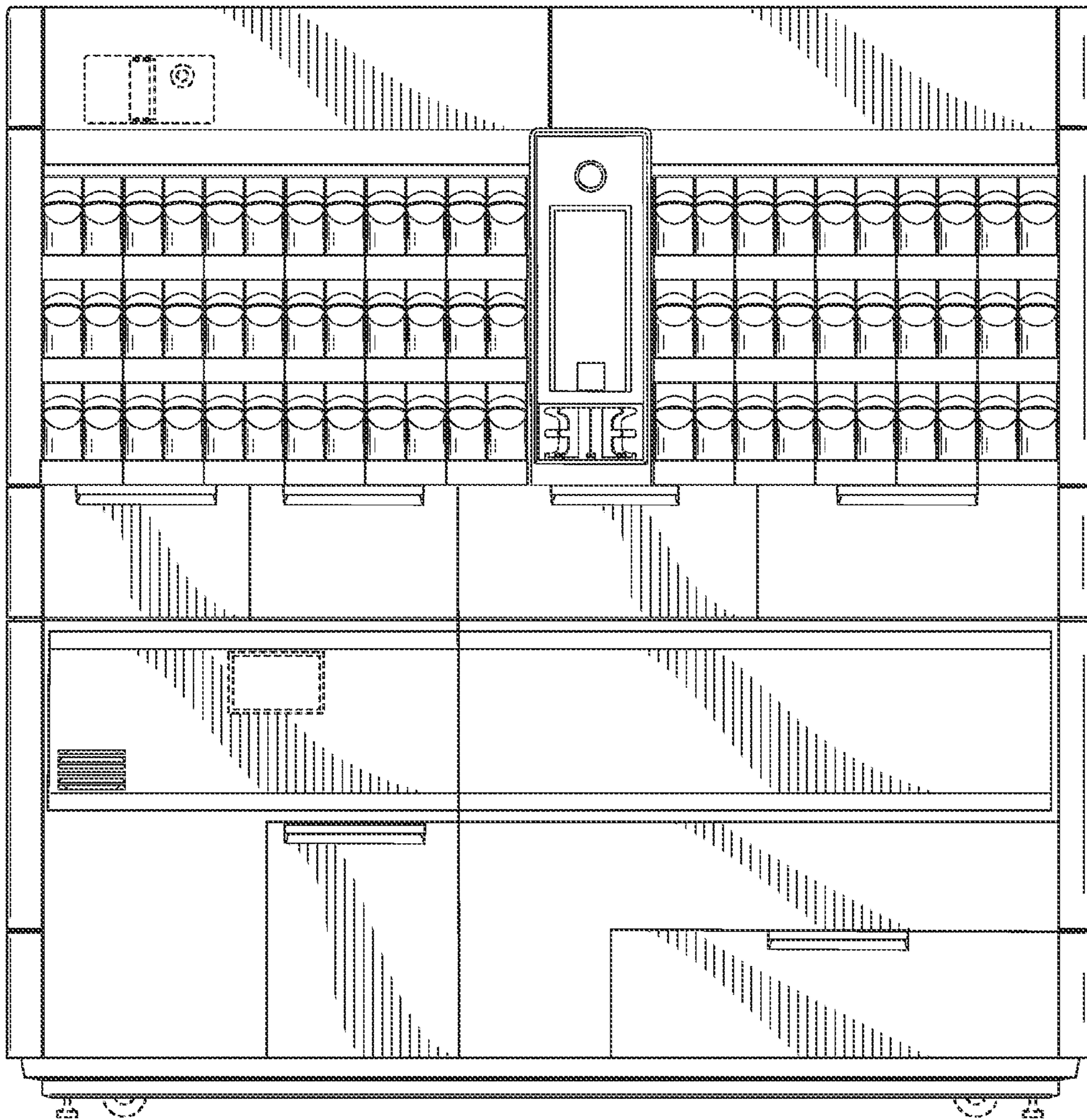


FIG. 4

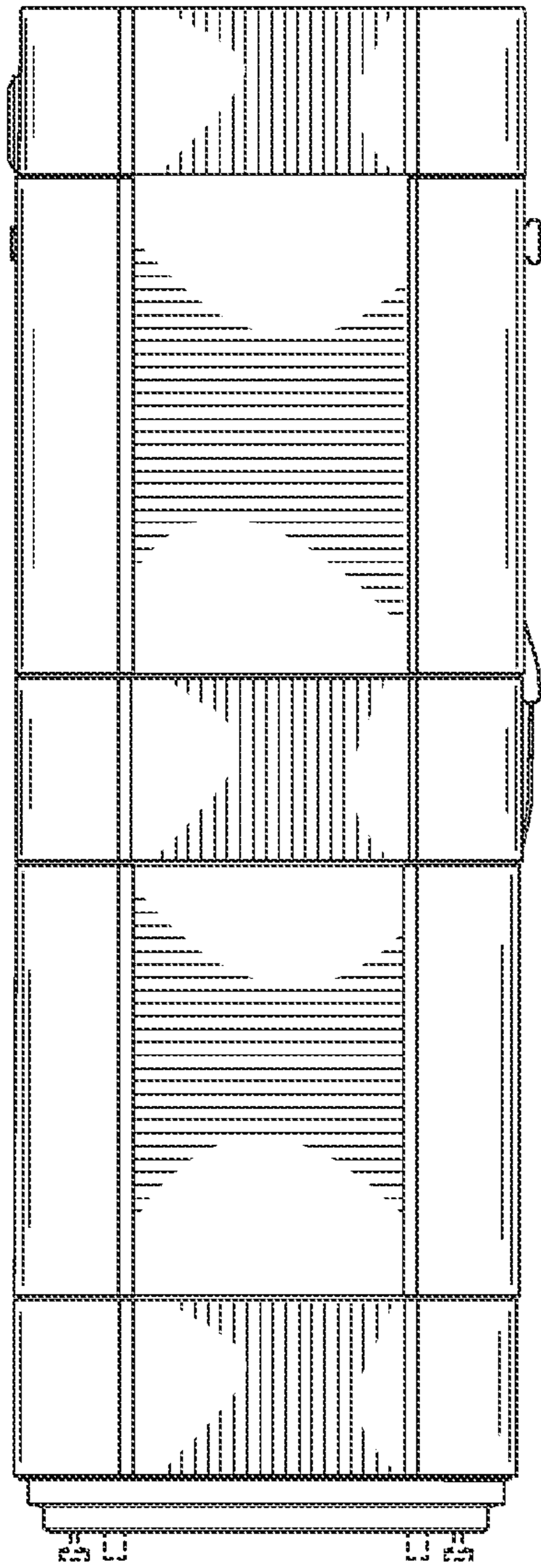


FIG. 5

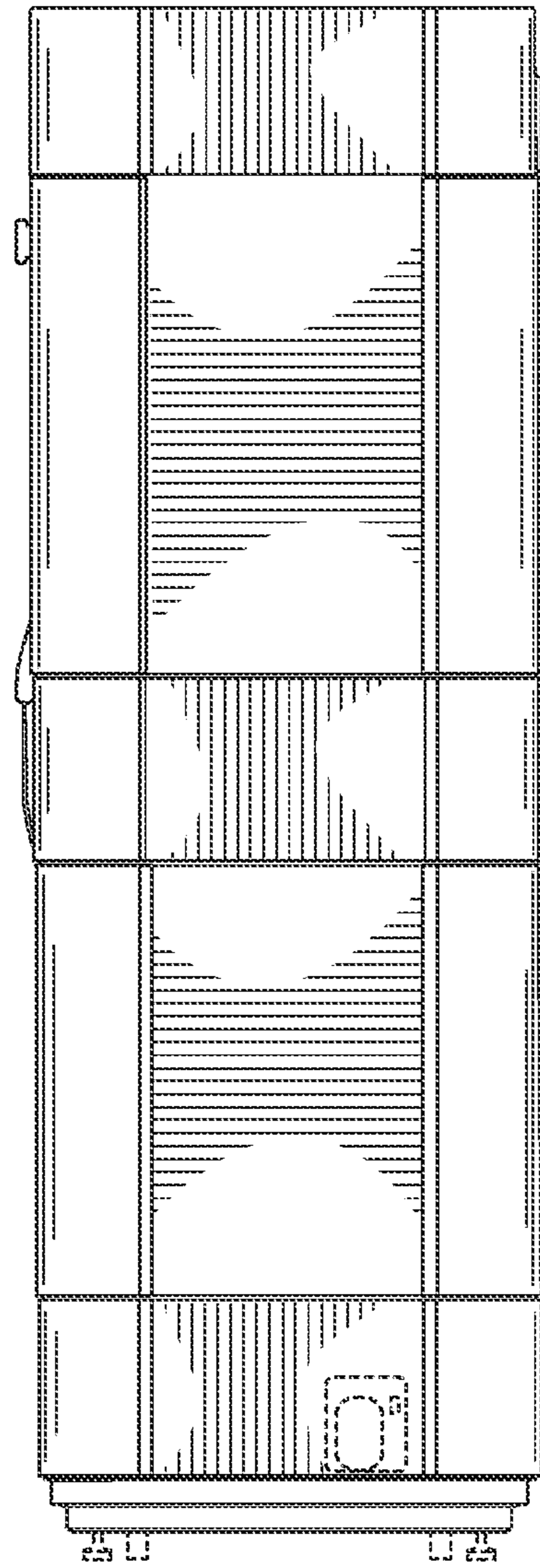


FIG. 6

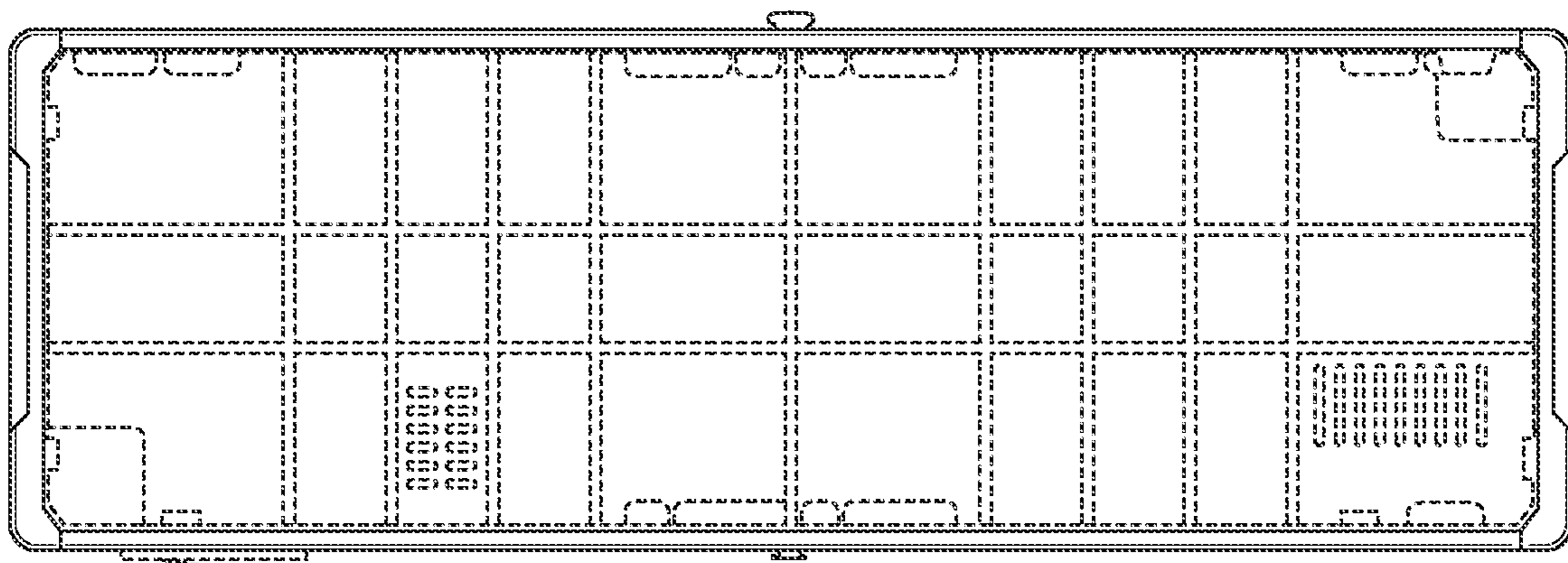


FIG. 7