



US00D623174S

(12) **United States Design Patent**
Hakamata et al.

(10) **Patent No.:** **US D623,174 S**
(45) **Date of Patent:** **** Sep. 7, 2010**

(54) **ANTENNA**

(75) Inventors: **Hiroaki Hakamata**, Toyota (JP);
Noriaki Takemasa, Toyota (JP)

(73) Assignee: **Toyota Jidosha Kabushiki Kaisha**,
Toyota-shi (JP)

(**) Term: **14 Years**

(21) Appl. No.: **29/352,528**

(22) Filed: **Dec. 22, 2009**

(30) **Foreign Application Priority Data**

Oct. 5, 2009 (JP) D2009-023238

(51) **LOC (9) Cl.** **14-03**

(52) **U.S. Cl.** **D14/230**

(58) **Field of Classification Search** D14/230-238,
D14/299, 358, 138; 343/700 R-705, 711-713,
343/819, 871-908, 795, 840, 841, 846; 455/90.2,
455/90.3, 91, 128, 269, 345, 562.1, 575.9;
D12/42, 43

See application file for complete search history.

(56) **References Cited**

U.S. PATENT DOCUMENTS

D118,160 S * 12/1939 Kopanski D14/234
D401,245 S * 11/1998 Benn et al. D14/238
D461,796 S * 8/2002 Boyer D14/230
D519,991 S * 5/2006 Chapman D14/230
D544,470 S * 6/2007 Markefka D14/230
D551,220 S * 9/2007 Noro et al. D14/230
D581,403 S * 11/2008 Zwingmann D14/230
D581,908 S * 12/2008 Jeong D14/230

D581,909 S * 12/2008 Jeong D14/230
D603,375 S * 11/2009 Jeong D14/218
2006/0227057 A1 * 10/2006 Lu 343/713
2006/0273968 A1 * 12/2006 Noro 343/713

OTHER PUBLICATIONS

Photograph of Chrysler Antenna, from Detroit Auto Show on Jan. 8, 2007.

Photograph of Hyundai Antenna, from Detroit Auto Show on Jan. 8, 2007.

Photograph of Mitsubishi Antenna, from Detroit Auto Show on Jan. 8, 2007.

* cited by examiner

Primary Examiner—T. Chase Nelson

Assistant Examiner—John Windmuller

(74) *Attorney, Agent, or Firm*—Finnegan, Henderson, Farabow, Garrett & Dunner, L.L.P.

(57) **CLAIM**

The ornamental design for an antenna, as shown and described.

DESCRIPTION

FIG. 1 is a front perspective view of an antenna of our new design;

FIG. 2 is a rear perspective view thereof;

FIG. 3 is a front view thereof;

FIG. 4 is a rear view thereof;

FIG. 5 is a right-side view thereof, the left-side being a mirror image thereof; and,

FIG. 6 is a top plan view thereof.

1 Claim, 5 Drawing Sheets





FIG. 1



FIG. 2




FIG. 4




FIG. 3




FIG. 5




FIG. 6