



US00D623164S

(12) **United States Design Patent**
Wang et al.

(10) **Patent No.:** **US D623,164 S**
(45) **Date of Patent:** **** Sep. 7, 2010**

(54) **MOBILE PHONE**

D533,564 S * 12/2006 Kim D14/203.7
D548,214 S * 8/2007 Kim et al. D14/138 AD

(75) Inventors: **Ying-Zhuo Wang**, Shenzhen (CN);
Hsiao-Hua Tu, Shindian (TW)

(Continued)

(73) Assignee: **FIH (Hong Kong) Limited**, Kowloon
(HK)

OTHER PUBLICATIONS

LG KF510, announced Feb. 2008, [online], [retrieved on Mar. 21,
2008]. Retrieved from Internet ,<URL: http://www.gsmarena.
com>.*

(**) Term: **14 Years**

Primary Examiner—Jeffrey D Asch
Assistant Examiner—Bridget L Eland

(21) Appl. No.: **29/352,142**

(74) *Attorney, Agent, or Firm*—Steven M. Reiss

(22) Filed: **Dec. 17, 2009**

(57) **CLAIM**

(30) **Foreign Application Priority Data**

The ornamental design for a mobile phone, as shown and
described.

Jun. 19, 2009 (CN) 2009 3 0306631

(51) **LOC (9) Cl.** **14-03**

DESCRIPTION

(52) **U.S. Cl.** **D14/138 AD**

FIG. 1 is a perspective view of a mobile phone showing our
new design;

(58) **Field of Classification Search** D14/138 R,
D14/138 AD, 138 AC, 138 C, 138 G, 191,
D14/203.1–203.8, 496, 138 AA, 138 AB,
D14/247–248, 137, 147, 218, 341–347; D10/65,
D10/78, 104; D13/168; D18/7; 455/566,
455/575.1, 575.3

FIG. 2 is a front elevational view thereof;

FIG. 3 is a rear elevational view thereof;

FIG. 4 is a left side elevational view thereof;

FIG. 5 is a right side elevational view thereof;

See application file for complete search history.

FIG. 6 is a top plan view thereof;

FIG. 7 is a bottom plan view thereof; and,

(56) **References Cited**


U.S. PATENT DOCUMENTS

FIG. 8 and FIG. 9 are views of alternative configurations of
the mobile phone of FIG. 1.

The broken lines immediately adjacent the claimed areas
represent the bounds of the claimed design while all other
broken lines are directed to environment and are for illustra-
tive purposes only; the broken lines form no part of the
claimed design.

- D365,032 S * 12/1995 Laverick et al. D10/78
- D388,793 S * 1/1998 Williams et al. D14/247
- D436,591 S * 1/2001 Abston et al. D14/341
- D440,505 S * 4/2001 Laverick D10/65
- D441,745 S * 5/2001 Yabusaki D14/247
- D442,173 S * 5/2001 Wang et al. D14/342
- D442,503 S * 5/2001 Lundbeck et al. D10/77

1 Claim, 9 Drawing Sheets



US D623,164 S

Page 2

U.S. PATENT DOCUMENTS

D555,618 S *	11/2007	Mursalie et al.	D14/138 AD	D593,984 S *	6/2009	Hirano	D14/138 AD
D557,241 S *	12/2007	Lee	D14/138 AD	D601,991 S *	10/2009	Tkachuk	D14/138 AD
D559,826 S *	1/2008	Lee	D14/138 AD	D604,709 S *	11/2009	Koigo	D14/138 AA
7,386,325 B2 *	6/2008	Charlier et al.	455/557	2002/0160761 A1 *	10/2002	Wolfe	455/414
D575,762 S *	8/2008	Ou	D14/138 G	2005/0014538 A1 *	1/2005	Hyun et al.	455/575.4
D592,170 S *	5/2009	Kim et al.	D14/138 AD	2005/0049019 A1 *	3/2005	Lee	455/575.4
D592,171 S *	5/2009	Chen	D14/138 AD	2009/0117955 A1 *	5/2009	Lo	455/575.3
D593,058 S *	5/2009	Harju	D14/138 AD	2009/0215500 A1 *	8/2009	You et al.	455/566
				2009/0264168 A1 *	10/2009	Wang et al.	455/575.4

* cited by examiner

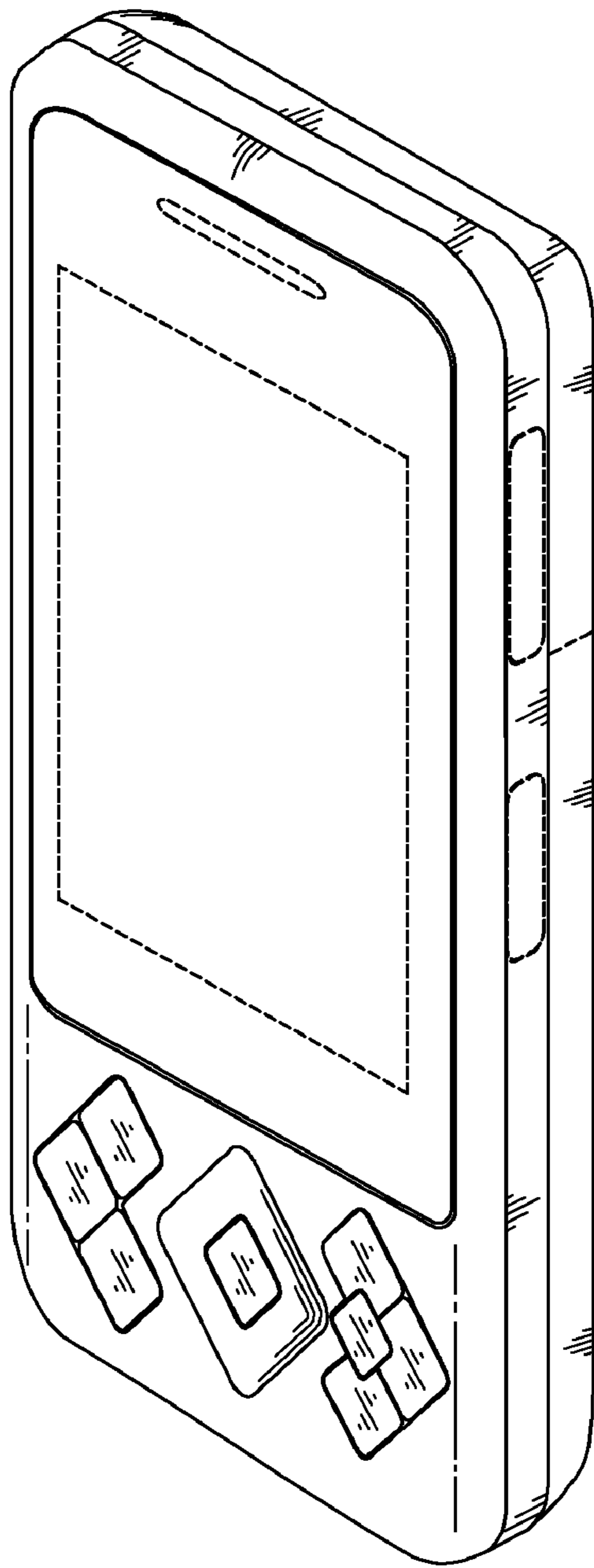


FIG. 1




FIG. 2

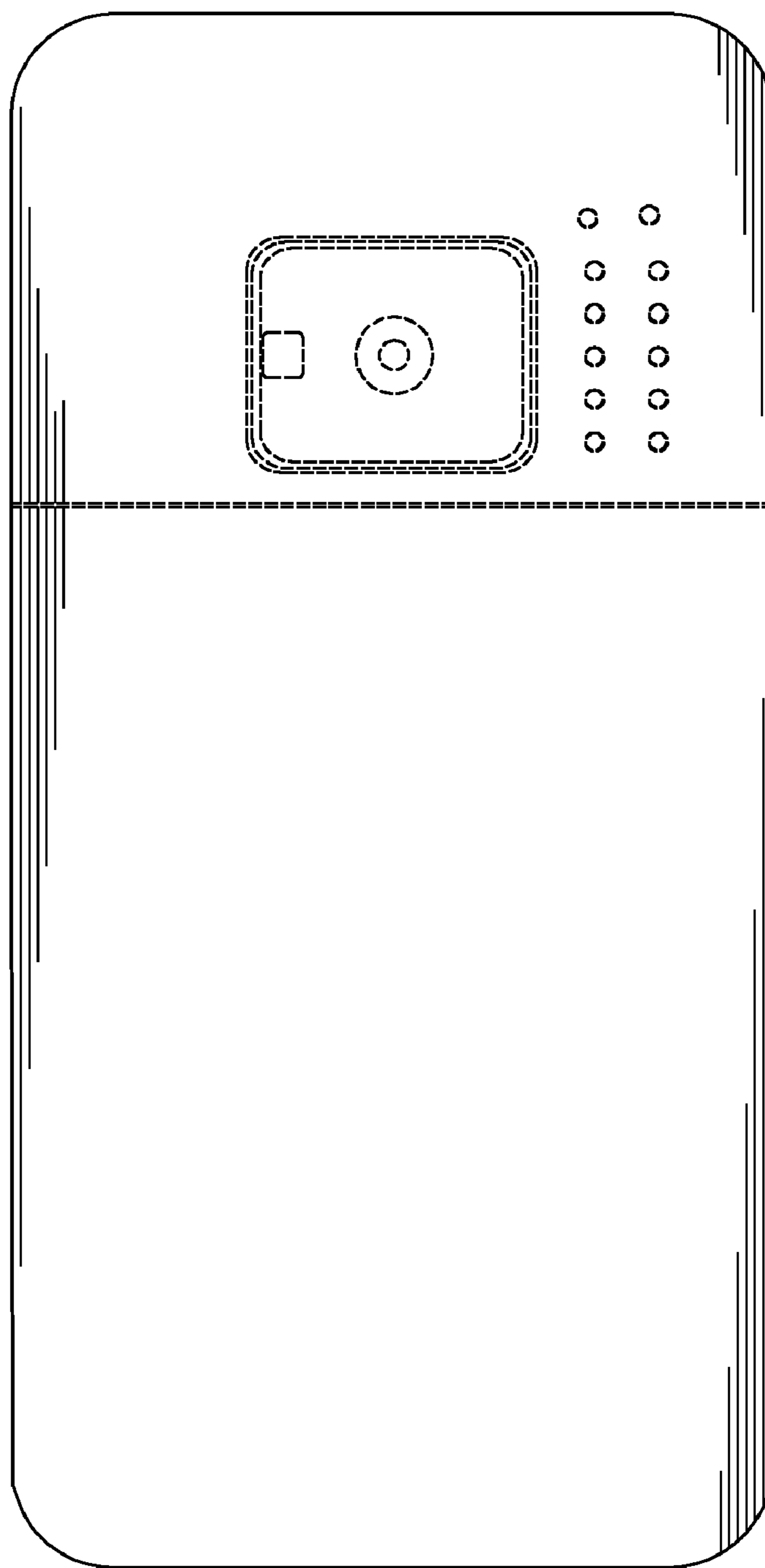


FIG. 3




FIG. 4

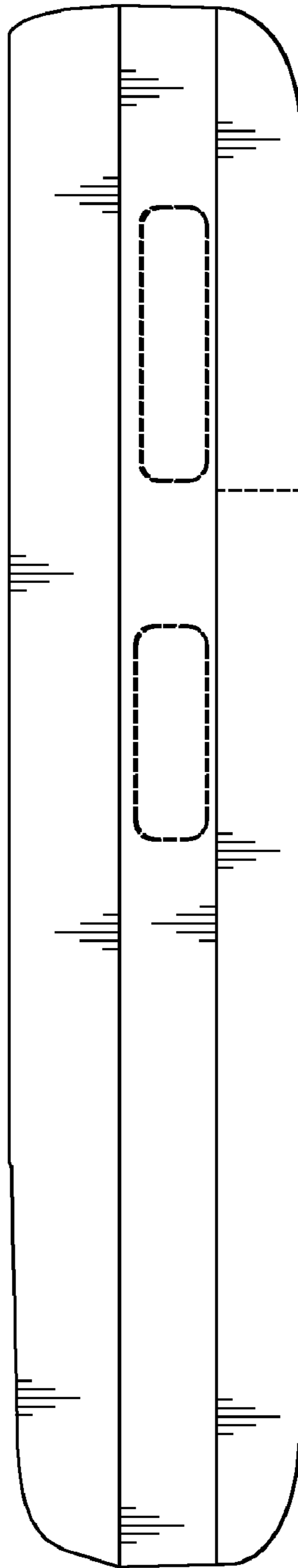


FIG. 5

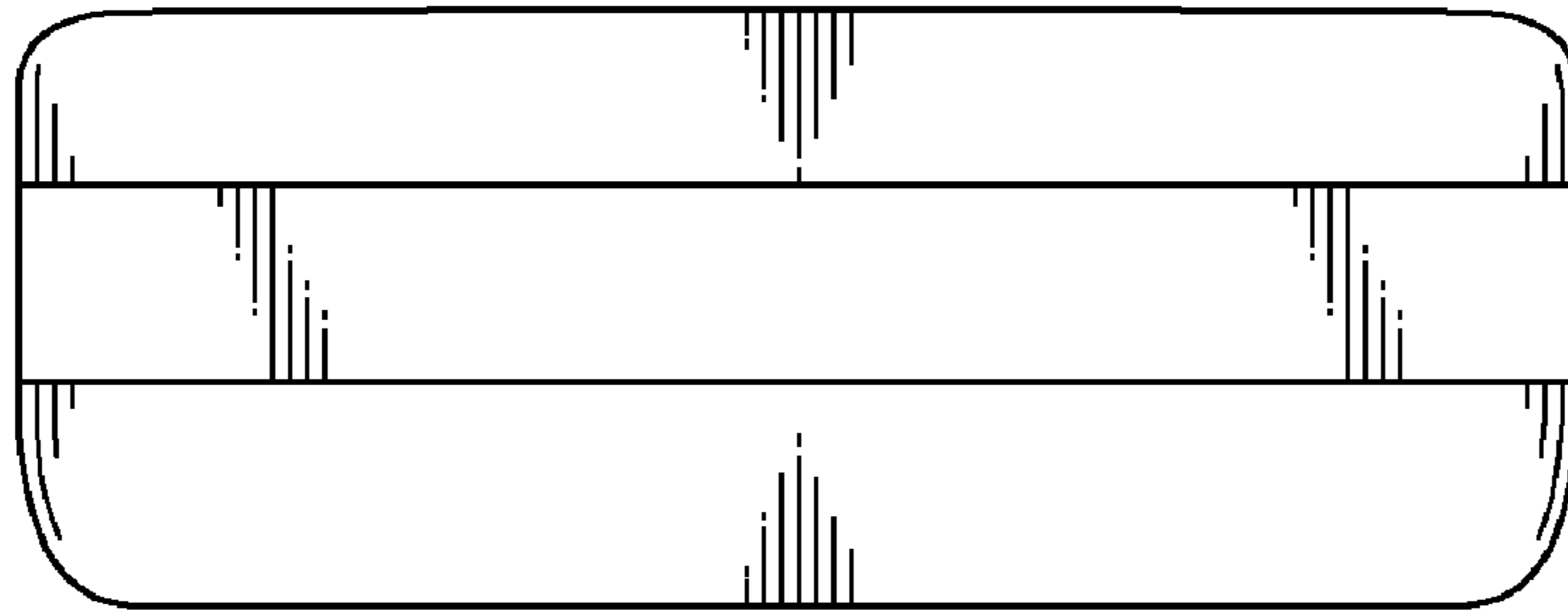


FIG. 6

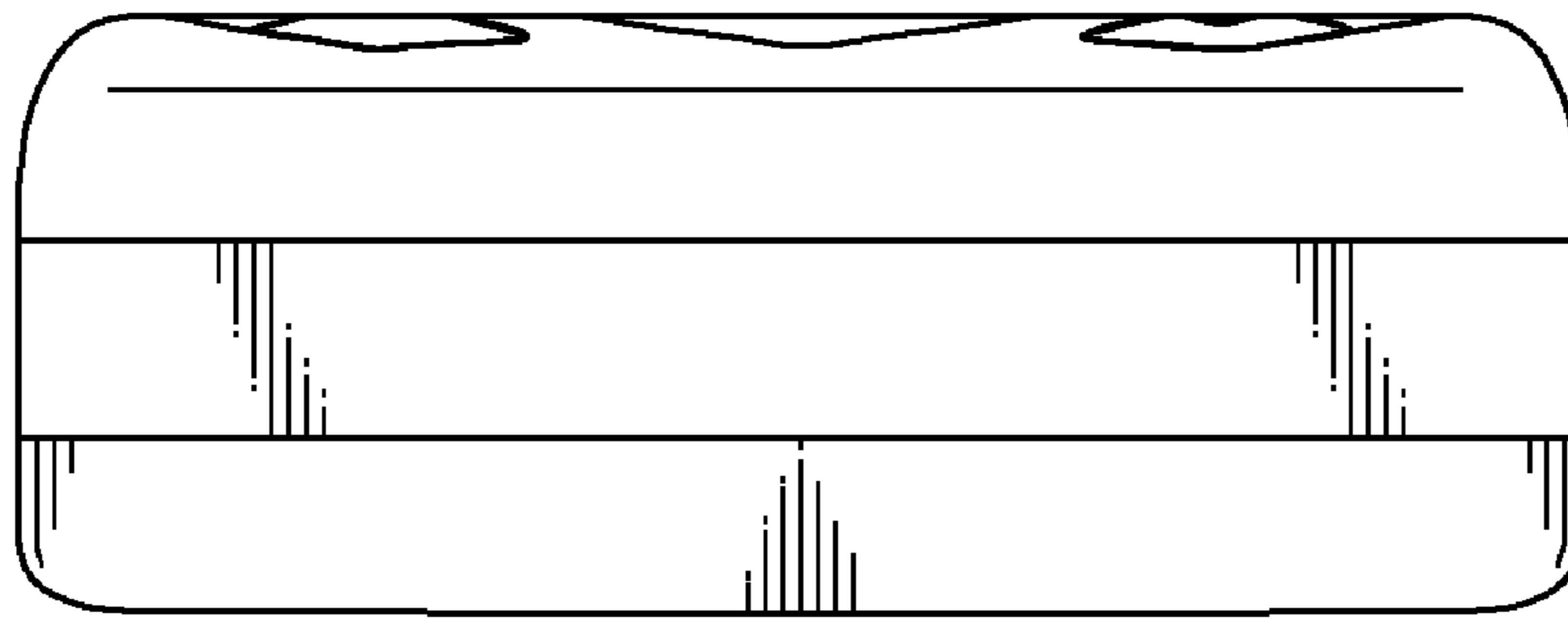


FIG. 7

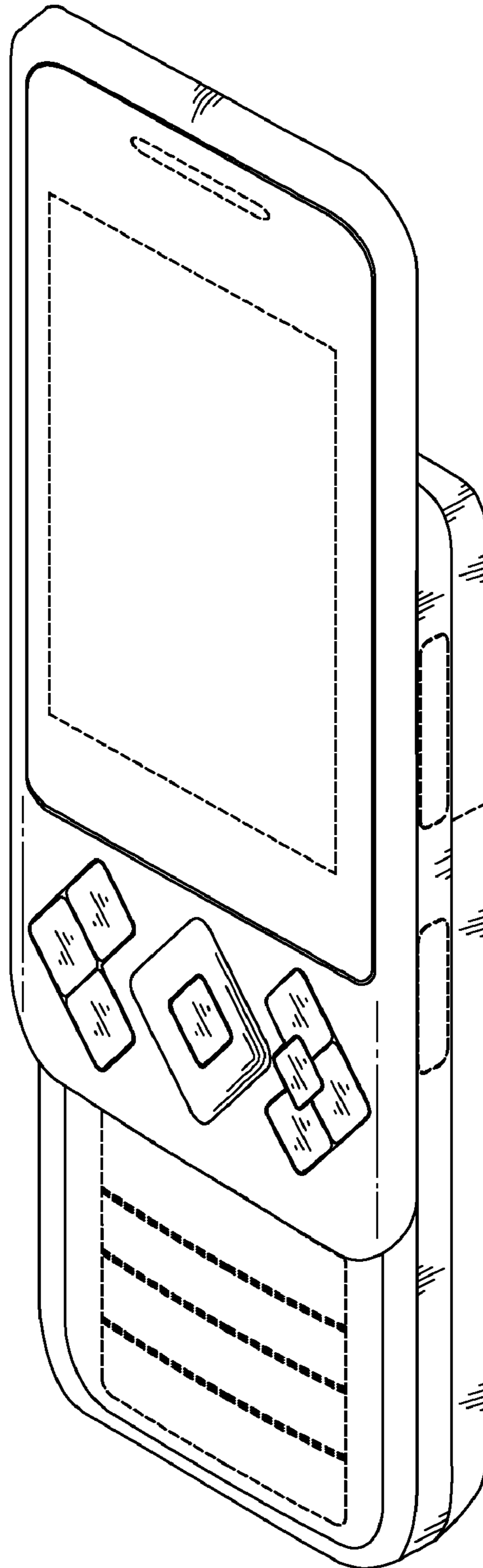


FIG. 8

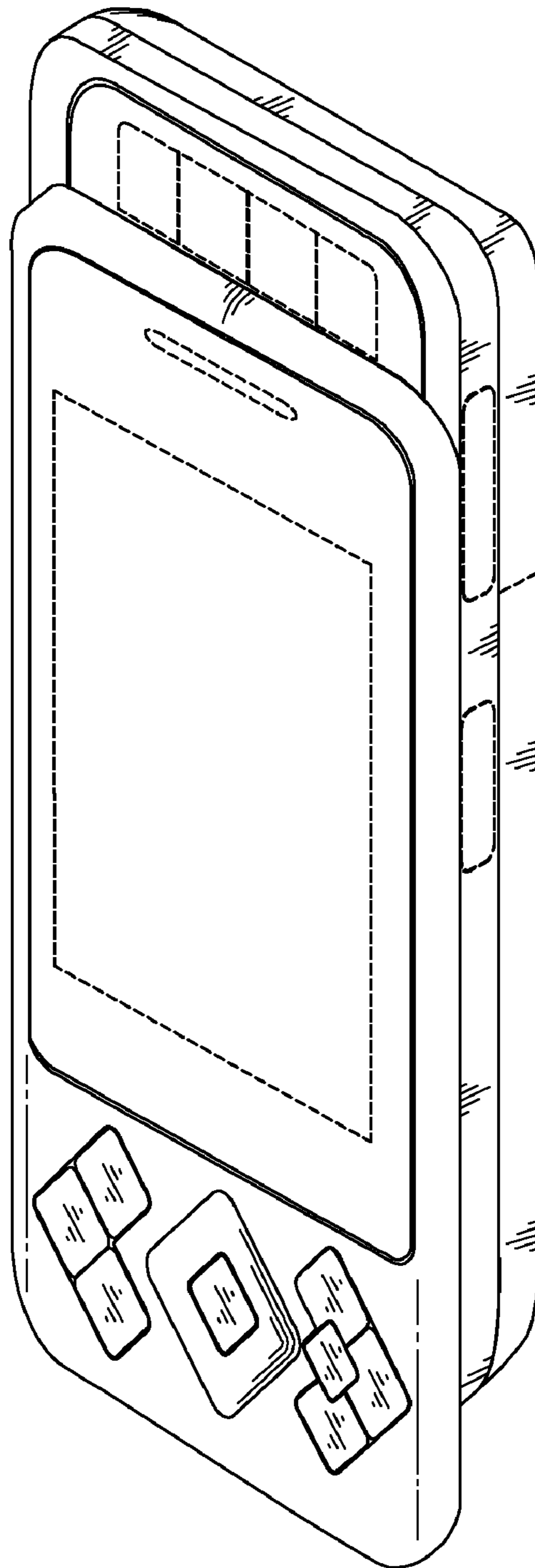


FIG. 9