

US00D623131S

(12) **United States Design Patent**  
**Kawakami et al.**

(10) **Patent No.:** **US D623,131 S**

(45) **Date of Patent:** **\*\* Sep. 7, 2010**

(54) **BATTERY CHARGER**

(75) Inventors: **Seiichi Kawakami**, Osaka (JP); **Shinji Oda**, Osaka (JP)

(73) Assignee: **Sanyo Electric Co., Ltd.**, Osaka (JP)

(\*\*) Term: **14 Years**

(21) Appl. No.: **29/347,509**

(22) Filed: **Feb. 16, 2010**

(30) **Foreign Application Priority Data**

Sep. 11, 2009 (JP) ..... 2009-021021

(51) **LOC (9) Cl.** ..... **13-02**

(52) **U.S. Cl.** ..... **D13/107**

(58) **Field of Classification Search** ..... D13/107-110,  
D13/118-119, 184, 199; D14/251, 253,  
D14/432, 434; 320/107-115

See application file for complete search history.

(56) **References Cited**

**U.S. PATENT DOCUMENTS**

- D292,405 S \* 10/1987 Kitani et al. .... D18/54
- D460,761 S \* 7/2002 Croley ..... D14/434
- D486,492 S \* 2/2004 Sheu et al. .... D14/434
- D487,897 S \* 3/2004 Huang et al. .... D14/434
- D532,370 S \* 11/2006 Shimizu ..... D13/108
- D544,486 S \* 6/2007 Hussaini et al. .... D14/434

- D544,487 S \* 6/2007 Hussaini et al. .... D14/434
- D566,118 S \* 4/2008 Brassard ..... D14/434
- D577,358 S \* 9/2008 Kettula et al. .... D14/253
- D584,732 S \* 1/2009 Cho et al. .... D14/434
- D587,695 S \* 3/2009 Leng et al. .... D14/240
- D605,645 S \* 12/2009 Kettula ..... D14/253
- D613,685 S \* 4/2010 Ju et al. .... D13/108

\* cited by examiner

*Primary Examiner*—Rosemary K Tarca

(74) *Attorney, Agent, or Firm*—Rabin & Berdo, PC

(57) **CLAIM**

The ornamental design for a battery charger, as shown and described.

**DESCRIPTION**

FIG. 1 is a perspective view of a battery charger showing our new design;

FIG. 2 is a front elevation view thereof;

FIG. 3 is a rear elevation view thereof;

FIG. 4 is a right side view thereof;

FIG. 5 is a left side view thereof;

FIG. 6 is a top plan view thereof; and,

FIG. 7 is a bottom plan view thereof.

The broken lines shown in the figures are for illustrative purposes only and form no part of the claimed design.

**1 Claim, 6 Drawing Sheets**




FIG. 1




FIG. 2

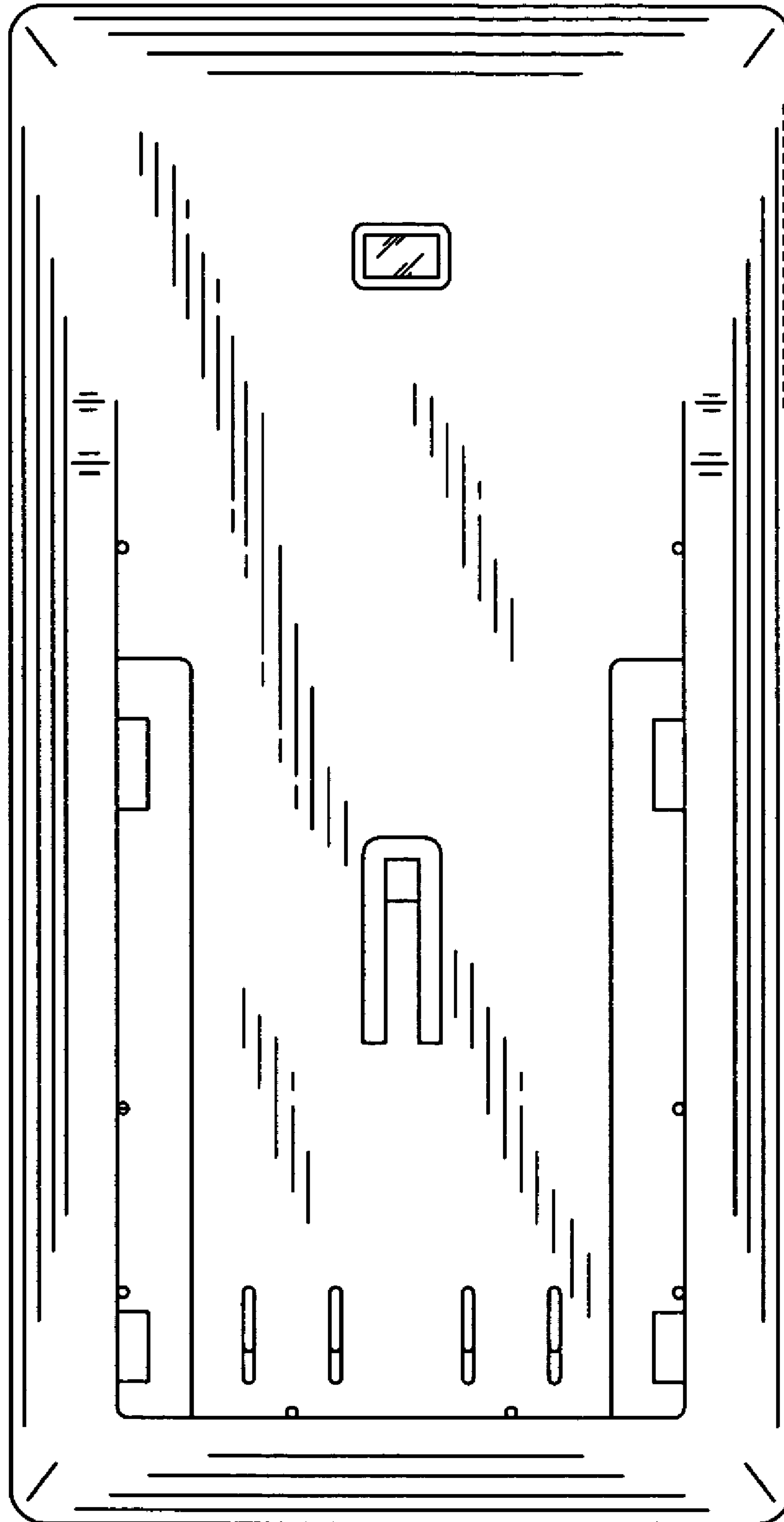


FIG. 3

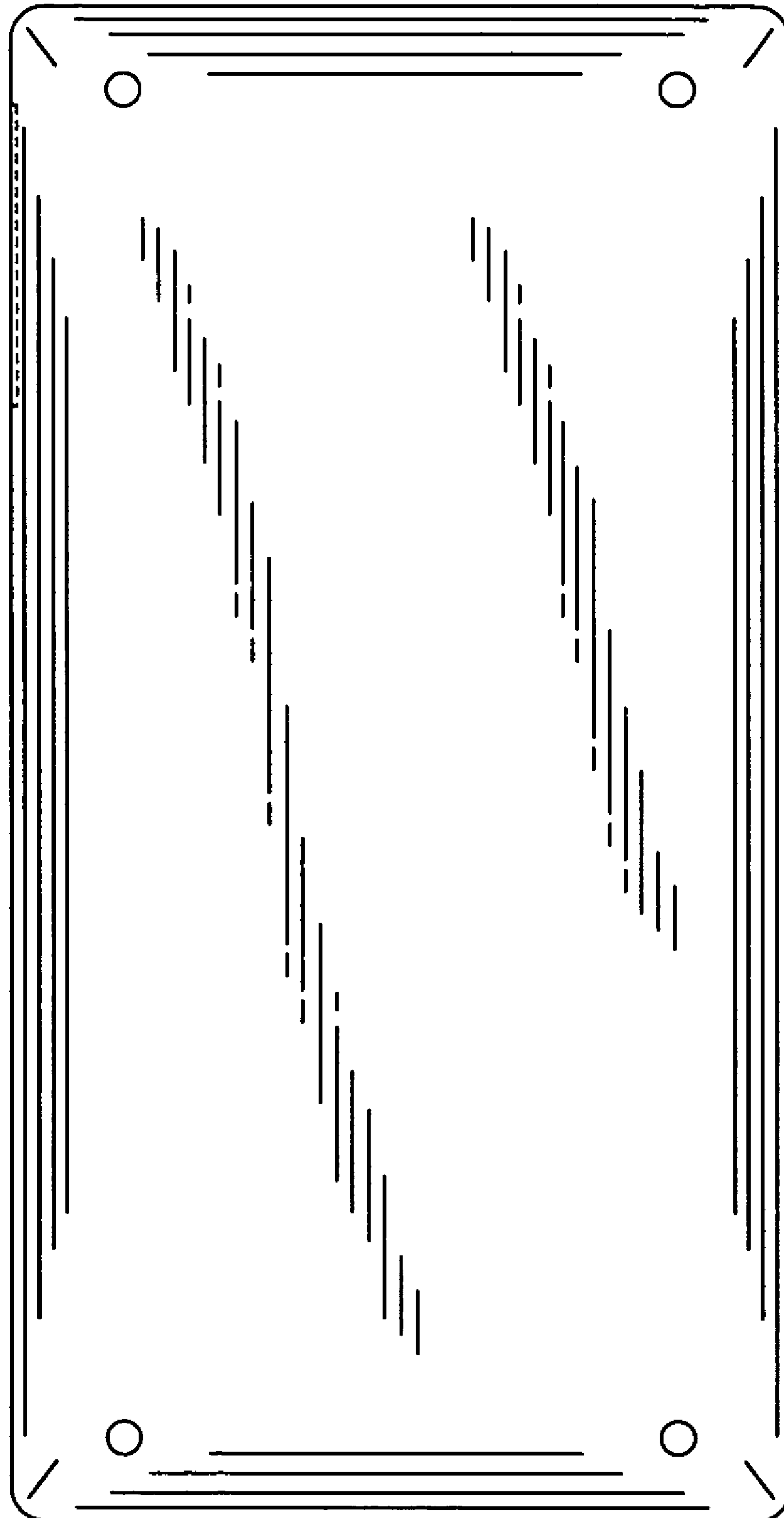


FIG. 4

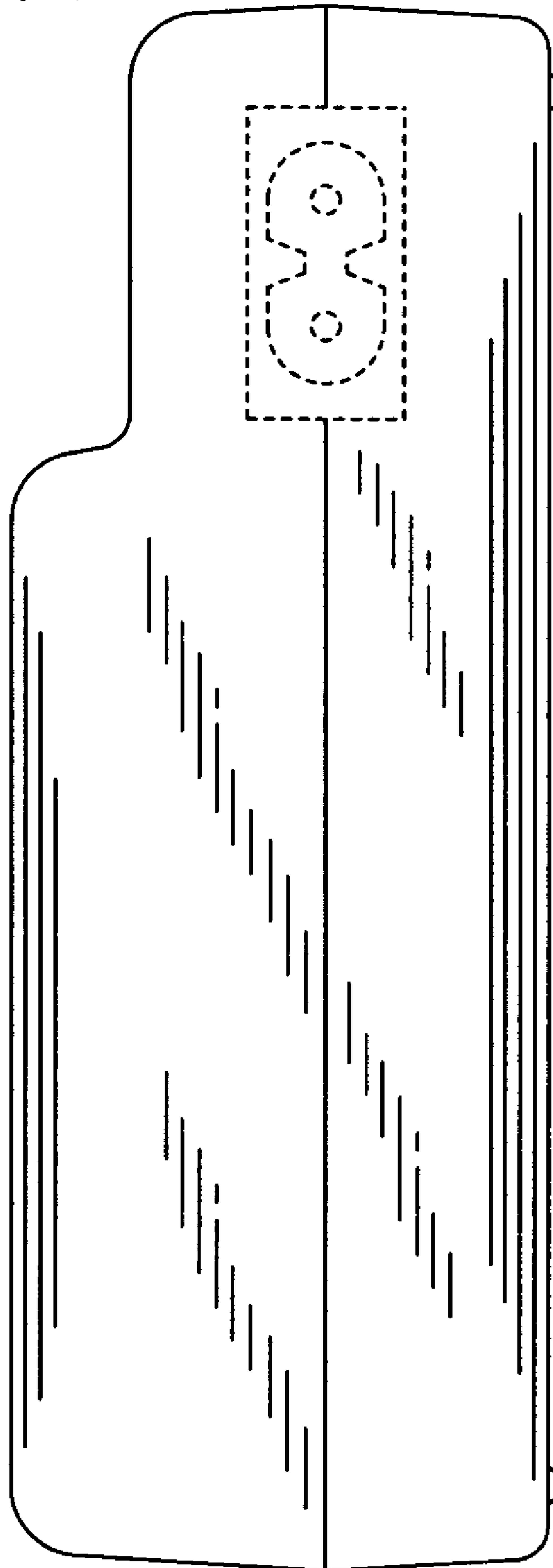


FIG. 5

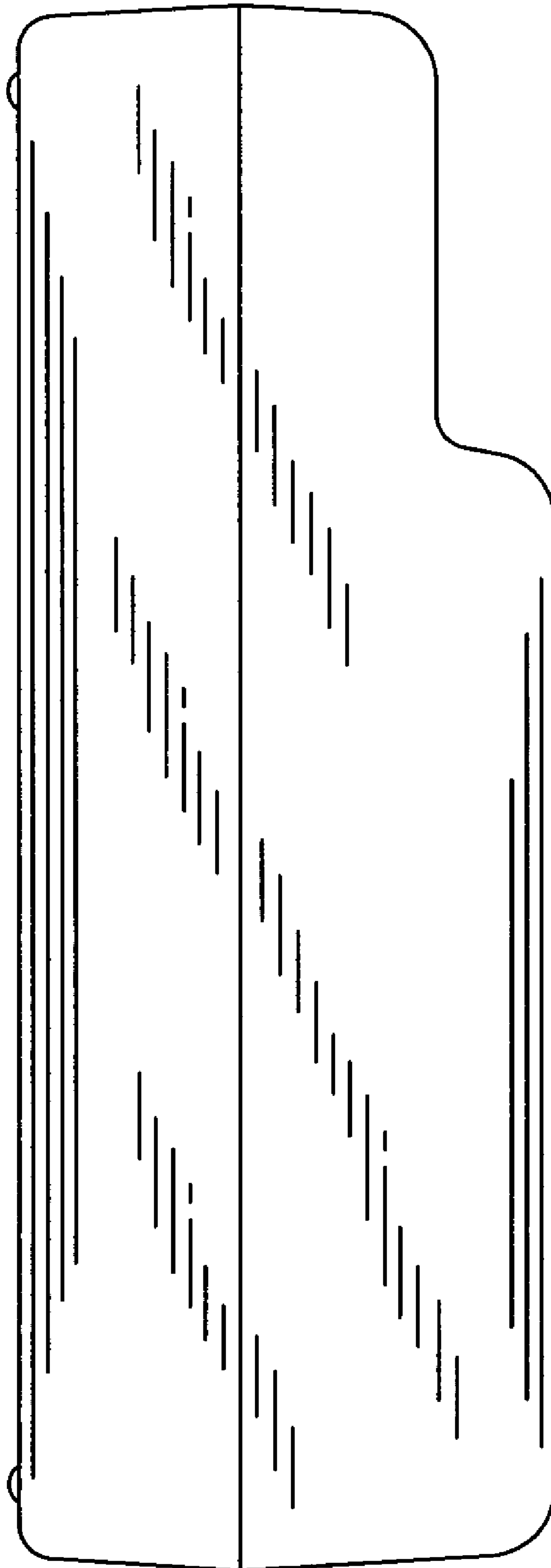


FIG. 6

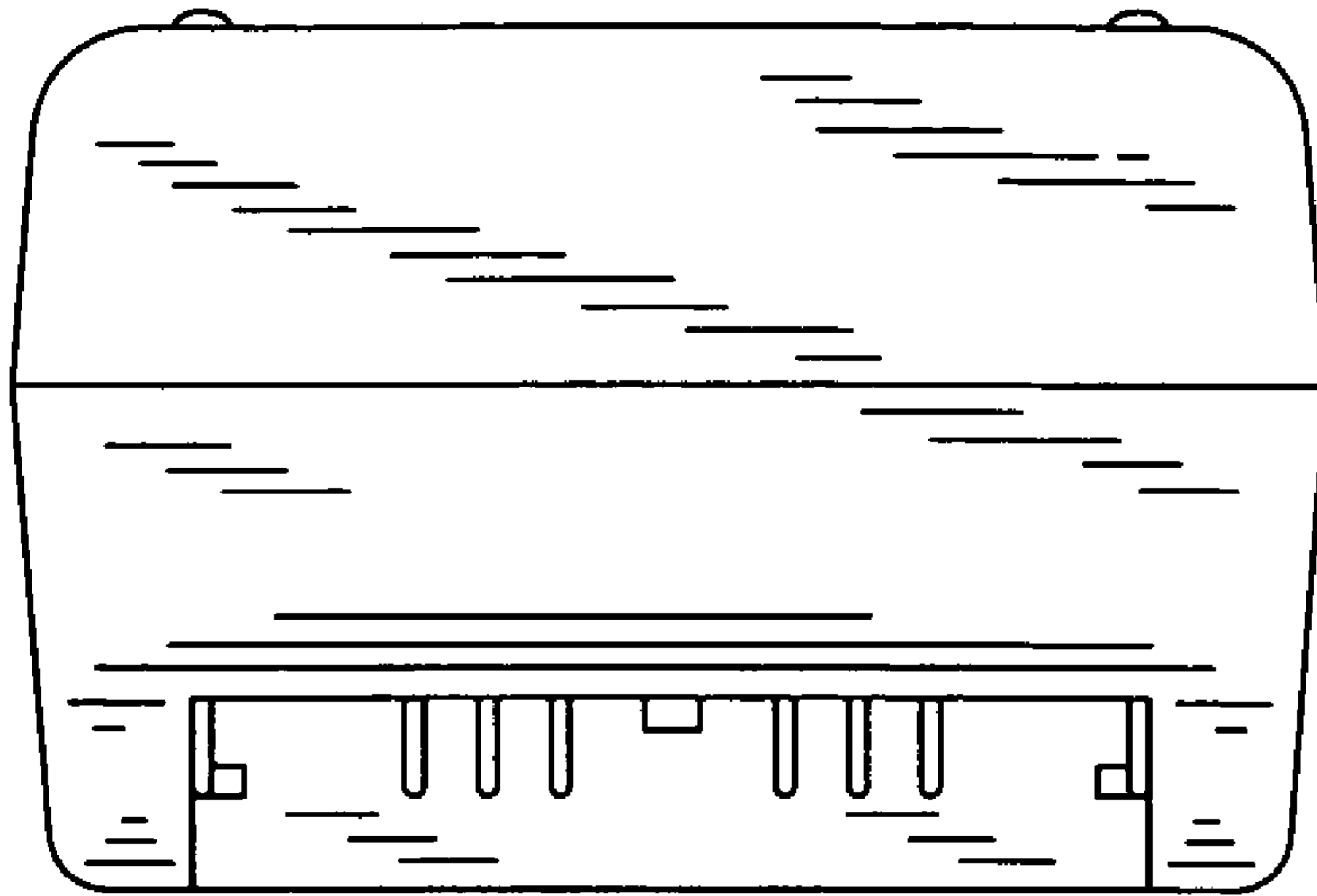


FIG. 7

