



US00D623125S

(12) **United States Design Patent**
Kawabata et al.

(10) **Patent No.:** **US D623,125 S**

(45) **Date of Patent:** **** Sep. 7, 2010**

(54) **STORAGE BATTERY**

(75) Inventors: **Masahiro Kawabata**, Osaka (JP); **Yuji Uehara**, Osaka (JP)

(73) Assignee: **Sanyo Electric Co., Ltd.**, Osaka (JP)

(**) Term: **14 Years**

(21) Appl. No.: **29/347,719**

(22) Filed: **Apr. 21, 2010**

(30) **Foreign Application Priority Data**

Oct. 29, 2009 (JP) 2009-025304

(51) **LOC (9) Cl.** **13-02**

(52) **U.S. Cl.** **D13/103**

(58) **Field of Classification Search** D13/102–106,
D13/110, 118–119, 184, 199; 429/96–100,
429/163, 176

See application file for complete search history.

(56) **References Cited**

U.S. PATENT DOCUMENTS

D329,425 S *	9/1992	Hutton	D13/184
D367,042 S *	2/1996	Morrow et al.	D13/184
D400,496 S *	11/1998	Barber et al.	D13/103
D400,512 S *	11/1998	Korhonen	D13/184
D411,165 S *	6/1999	Deslyper et al.	D13/103
D439,877 S *	4/2001	Vacheron et al.	D13/103
D444,448 S *	7/2001	Robinson et al.	D13/103
D460,424 S *	7/2002	Zhao	D13/184
D474,149 S *	5/2003	Kawahata et al.	D13/103

D509,182 S *	9/2005	Takeshita et al.	D13/103
D512,371 S *	12/2005	Axelrod	D13/103
D516,502 S *	3/2006	Small	D13/103
D516,503 S *	3/2006	Takeshita et al.	D13/103
D529,437 S *	10/2006	Miyashita	D13/103
D550,613 S *	9/2007	Hamasaki	D13/103
D571,719 S *	6/2008	Lee	D13/103
D578,472 S *	10/2008	Morishita et al.	D13/103
D594,402 S *	6/2009	Inoue et al.	D13/103

* cited by examiner

Primary Examiner—Rosemary K Tarcza

(74) *Attorney, Agent, or Firm*—Rabin & Berdo, PC

(57) **CLAIM**

The ornamental design for a storage battery, as shown and described.

DESCRIPTION

FIG. 1 is a perspective view of a storage battery showing our new design;

FIG. 2 is a front elevation view thereof;

FIG. 3 is a rear elevation view thereof;

FIG. 4 is a top plan view thereof;

FIG. 5 is a bottom plan view thereof;

FIG. 6 is a right side view thereof; and,

FIG. 7 is a left side view thereof.

The broken lines shown in the figures are for illustrative purposes only and form no part of the claimed design.

1 Claim, 4 Drawing Sheets

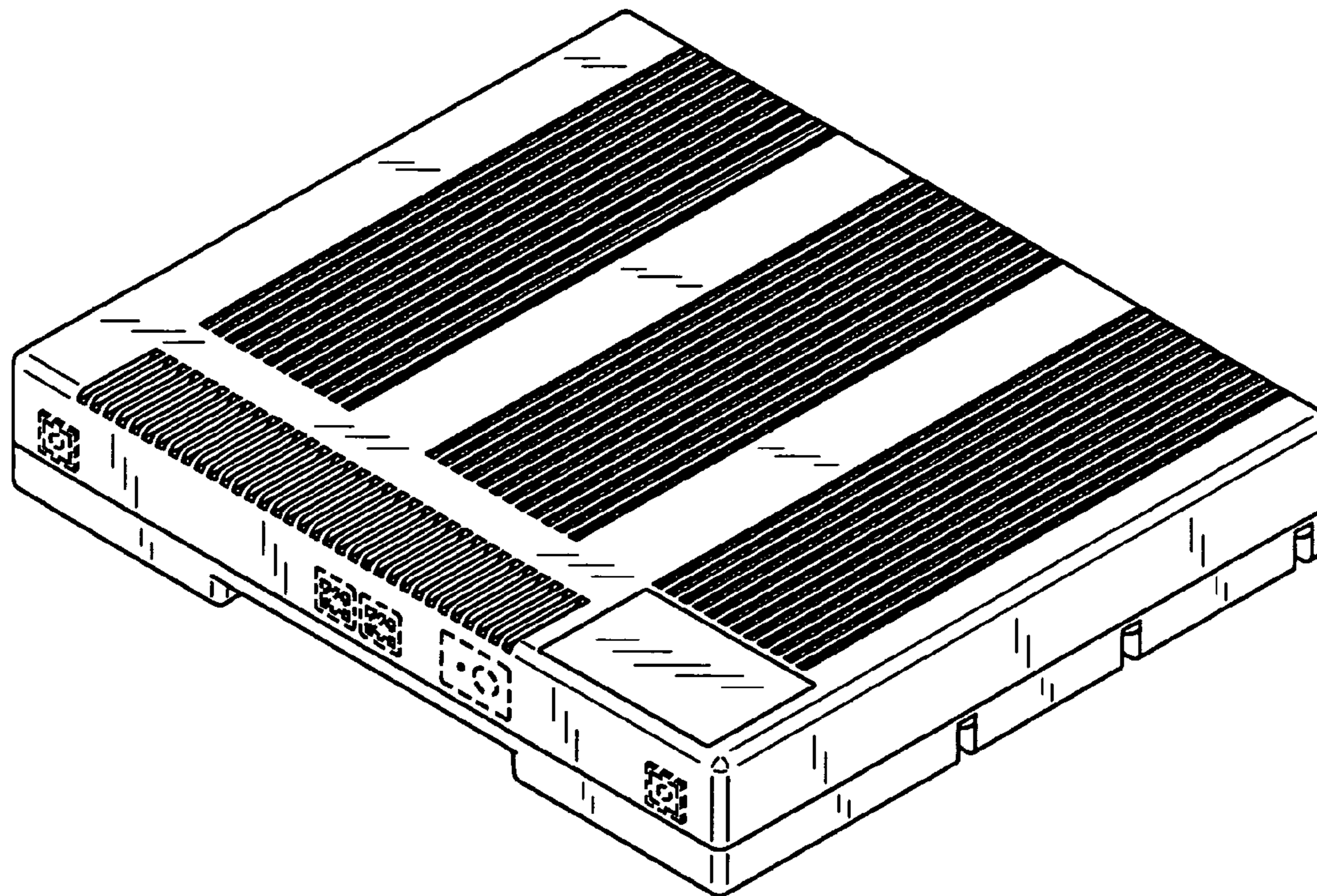


FIG. 1

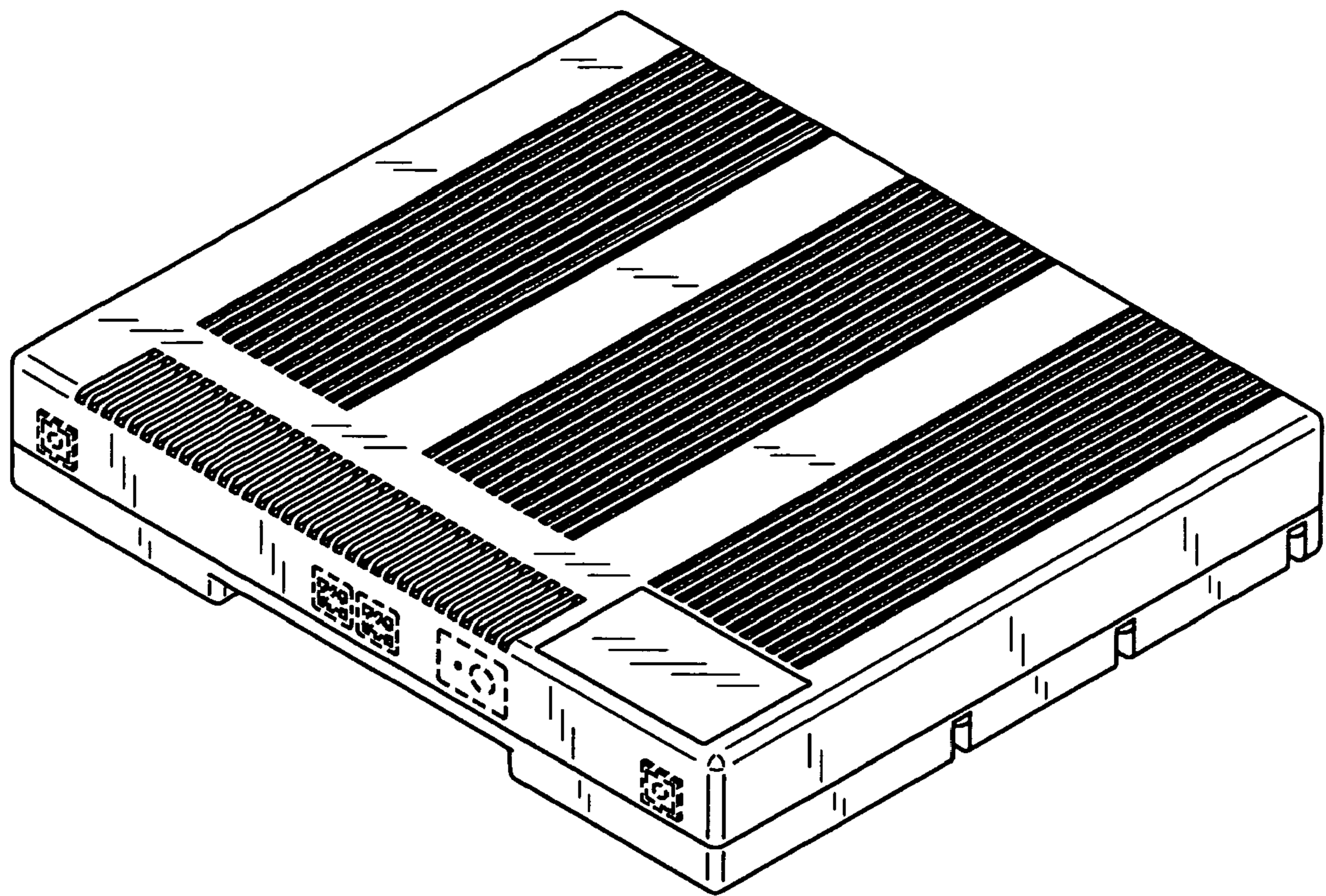


FIG. 2

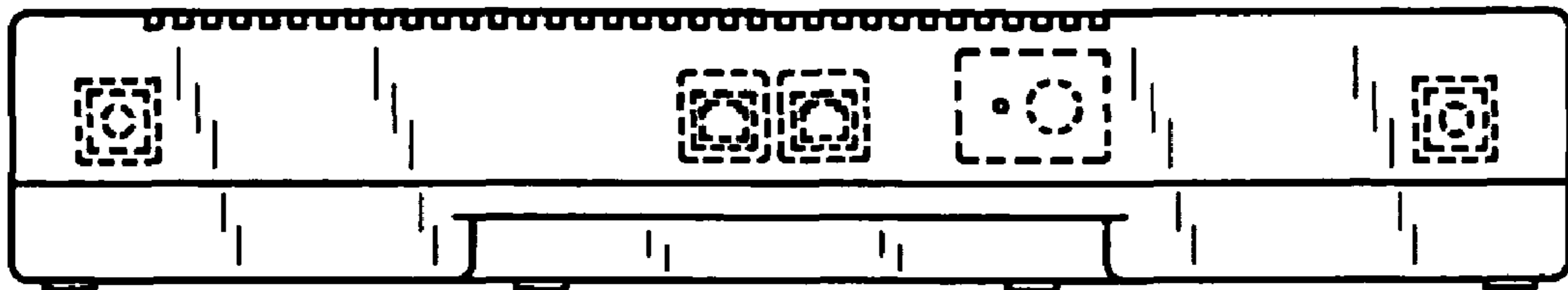


FIG. 3

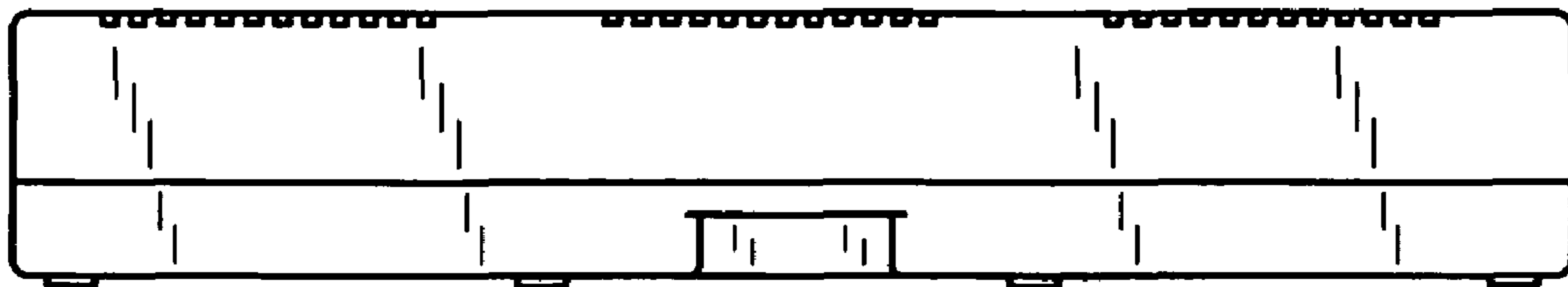


FIG. 4

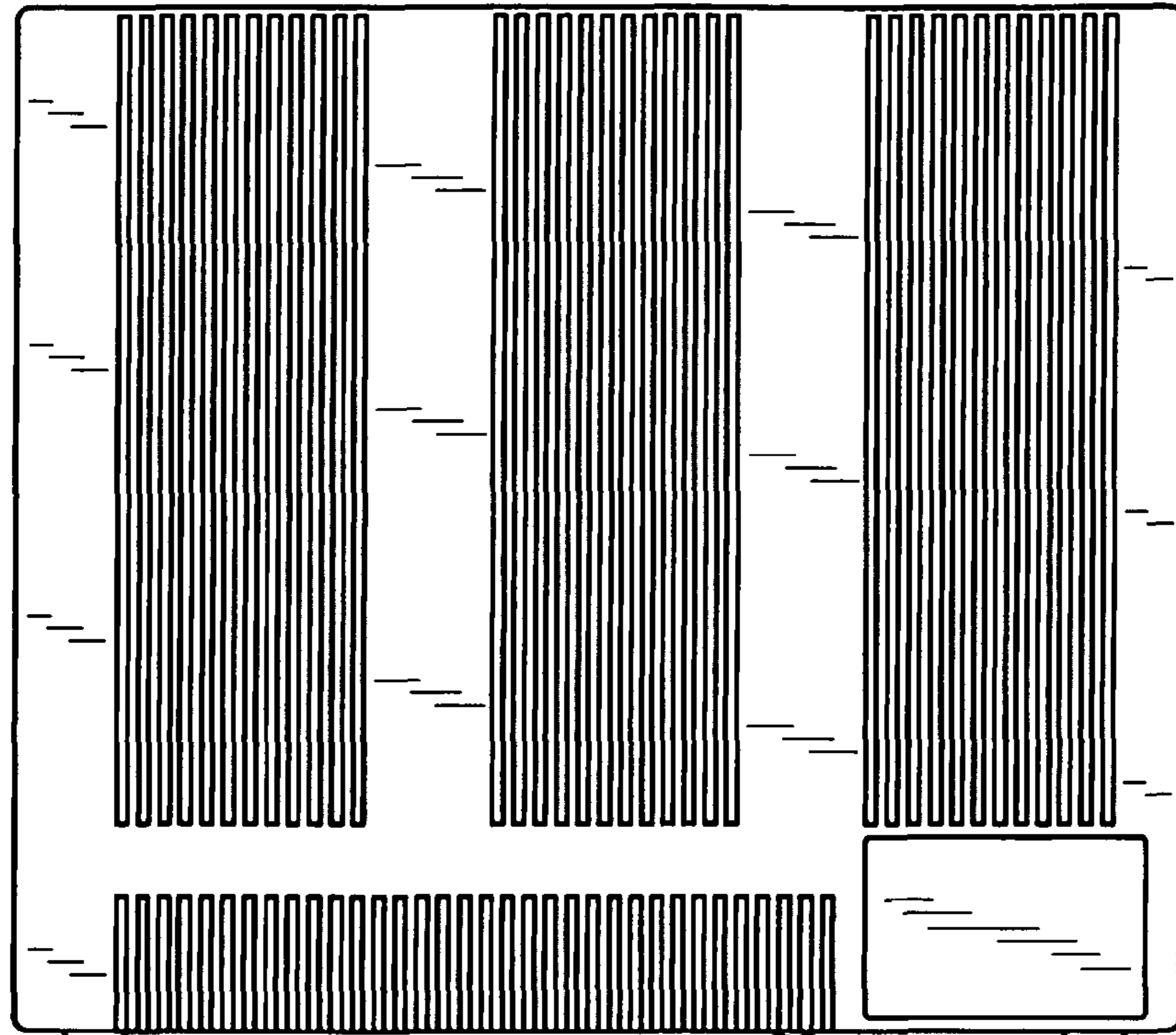


FIG. 5

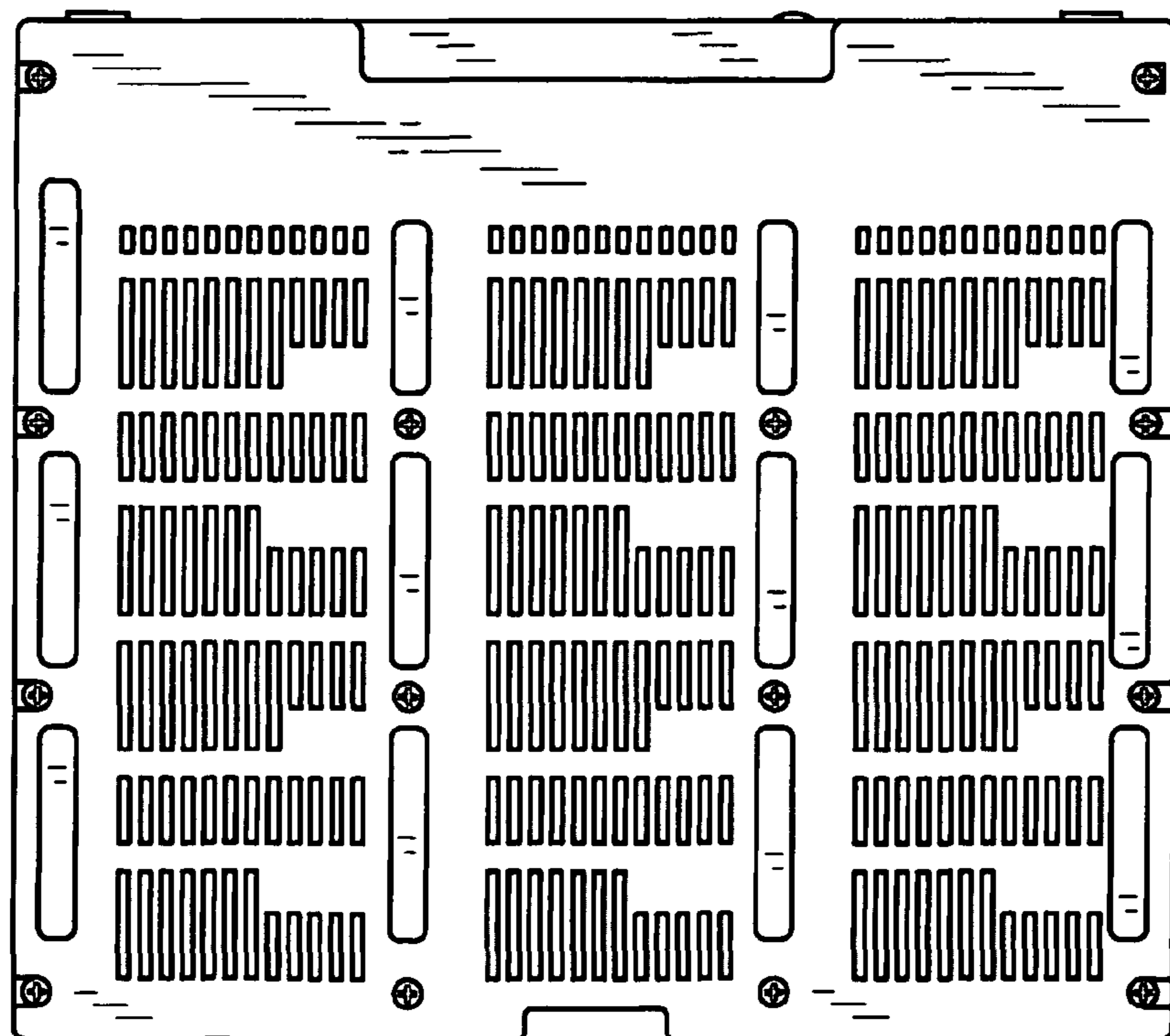


FIG. 6



FIG. 7

