



US00D623108S

(12) **United States Design Patent**  
**Spoerle**

(10) **Patent No.:** **US D623,108 S**

(45) **Date of Patent:** **\*\* Sep. 7, 2010**

(54) **WHEEL OR WHEEL COVER**

(75) Inventor: **Frank Spoerle**, Leonberg (DE)

(73) Assignee: **Daimler AG**, Stuttgart (DE)

(\*\*) Term: **14 Years**

(21) Appl. No.: **29/311,292**

(22) Filed: **Feb. 10, 2009**

(30) **Foreign Application Priority Data**

Aug. 11, 2008 (EM) ..... 000984745-0001

Aug. 11, 2008 (EM) ..... 000984745-0002

(51) **LOC (9) Cl.** ..... **12-16**

(52) **U.S. Cl.** ..... **D12/209**

(58) **Field of Classification Search** ..... D12/204-213;  
301/37.101, 64.101, 65, 64.201  
See application file for complete search history.

(56) **References Cited**

**U.S. PATENT DOCUMENTS**

D472,866 S *	4/2003	Pfeiffer et al.	.....	D12/211
D483,714 S *	12/2003	Warming	.....	D12/211
D489,308 S *	5/2004	Tirado	.....	D12/209
D503,919 S *	4/2005	Cahyono	.....	D12/211
D519,901 S *	5/2006	Panano	.....	D12/209
D524,711 S *	7/2006	Marji	.....	D12/209
D526,267 S *	8/2006	Looho	.....	D12/211
D528,062 S *	9/2006	Hosoi	.....	D12/211

D535,606 S *	1/2007	Hernandez	.....	D12/211
D551,148 S *	9/2007	Musser	.....	D12/211
D567,736 S *	4/2008	Kim	.....	D12/209
D573,083 S *	7/2008	Hetrick	.....	D12/211
D574,310 S *	8/2008	Huet	.....	D12/209
D578,458 S *	10/2008	Cortes	.....	D12/211
D601,075 S *	9/2009	Szavits	.....	D12/211
D614,106 S *	4/2010	Junker	.....	D12/209

\* cited by examiner

*Primary Examiner*—Stacia Cadmus

(74) *Attorney, Agent, or Firm*—Crowell & Moring LLP

(57) **CLAIM**

The ornamental design for a wheel or wheel cover, as shown and described.

**DESCRIPTION**

FIG. 1 is a front view of a first embodiment of a wheel or wheel cover according to my novel design; and

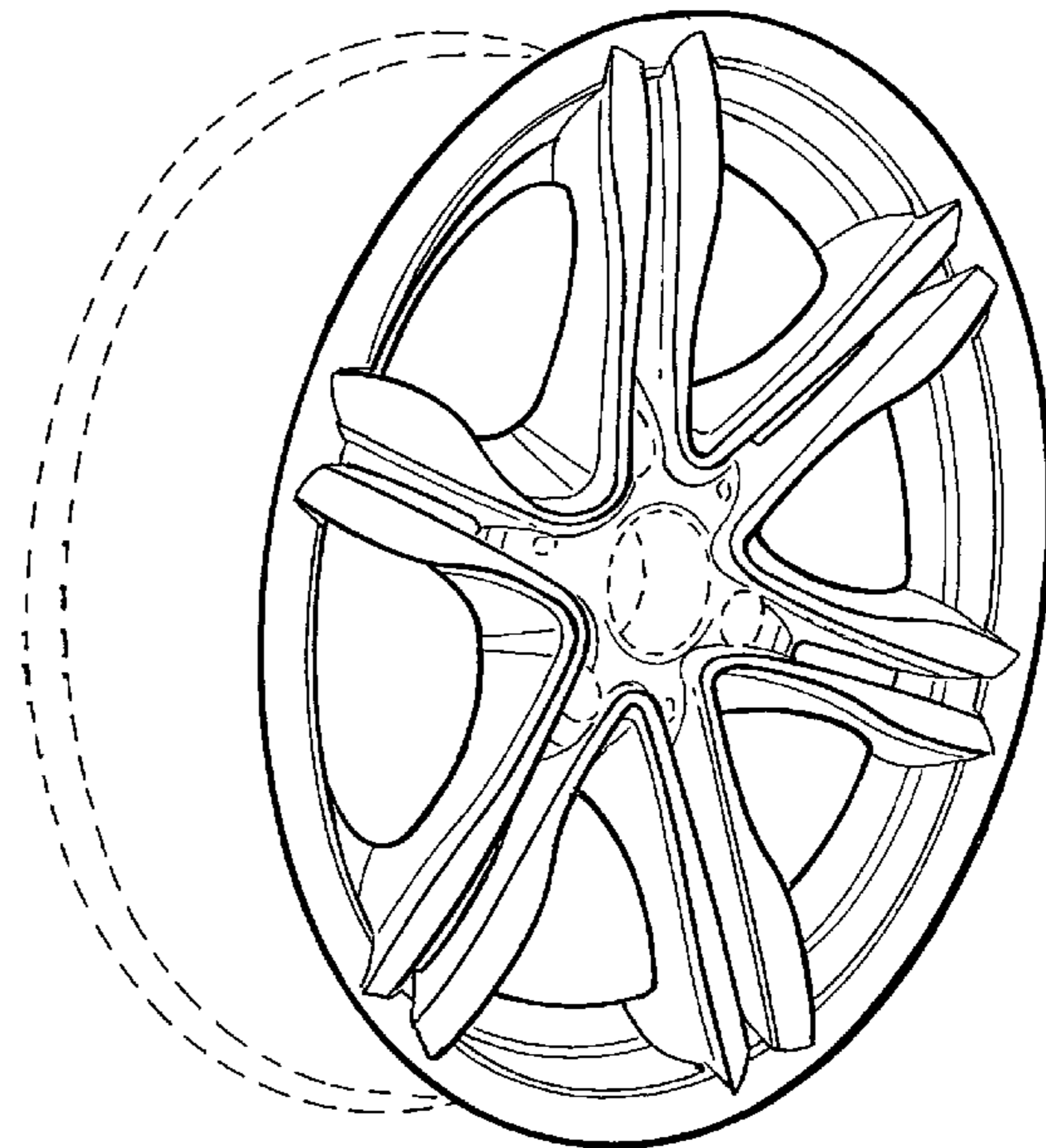

FIG. 2 is a perspective view thereof.

FIG. 3 is a front view of a second embodiment of the wheel or wheel cover according to my novel design; and,

FIG. 4 is a perspective view thereof.

The broken line showing of the rear of the rim and the bolt holes and center hole in the central hub area is included for the purpose of illustrating environment and forms no part of the claimed design.

**1 Claim, 2 Drawing Sheets**



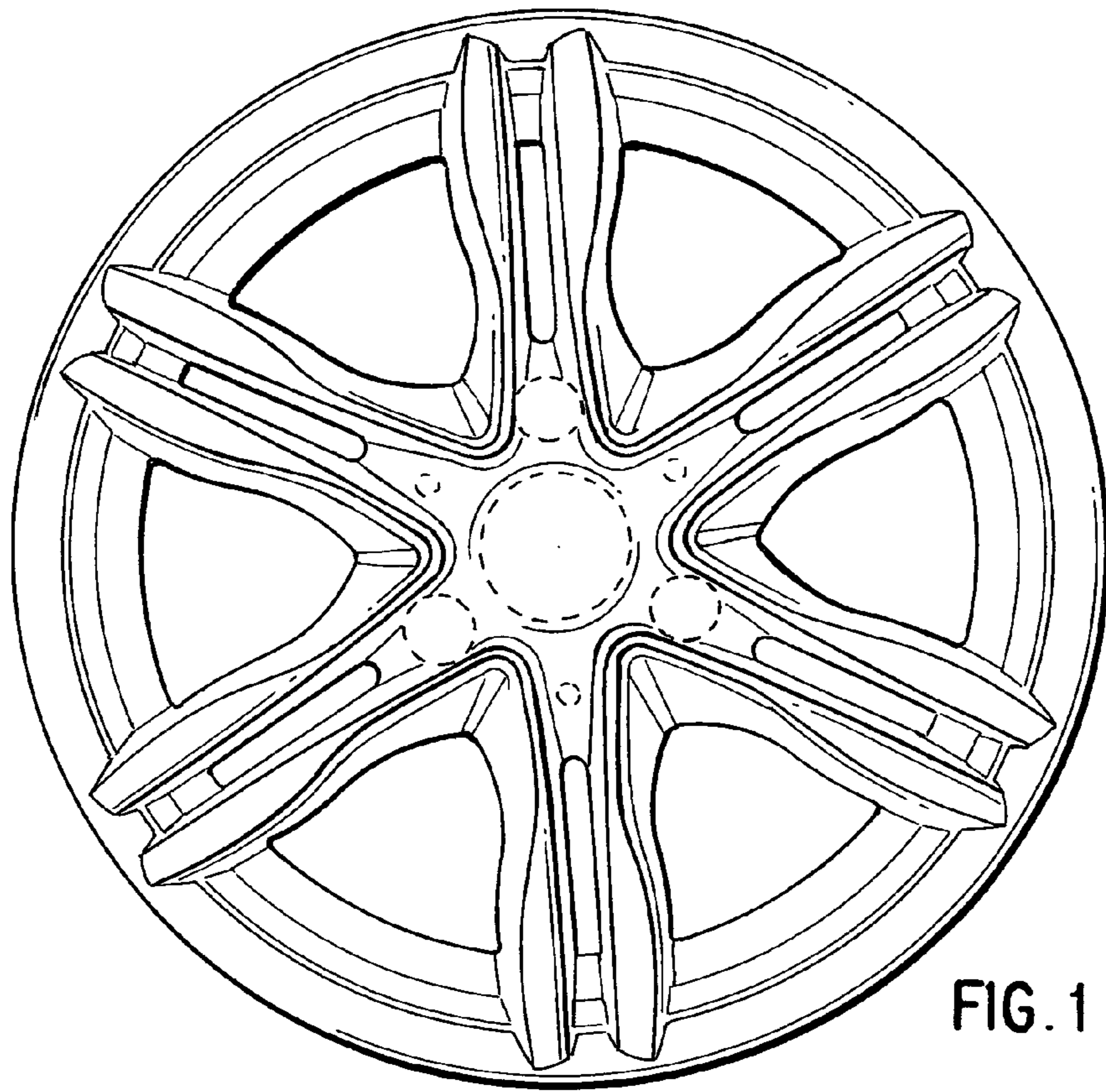


FIG. 1

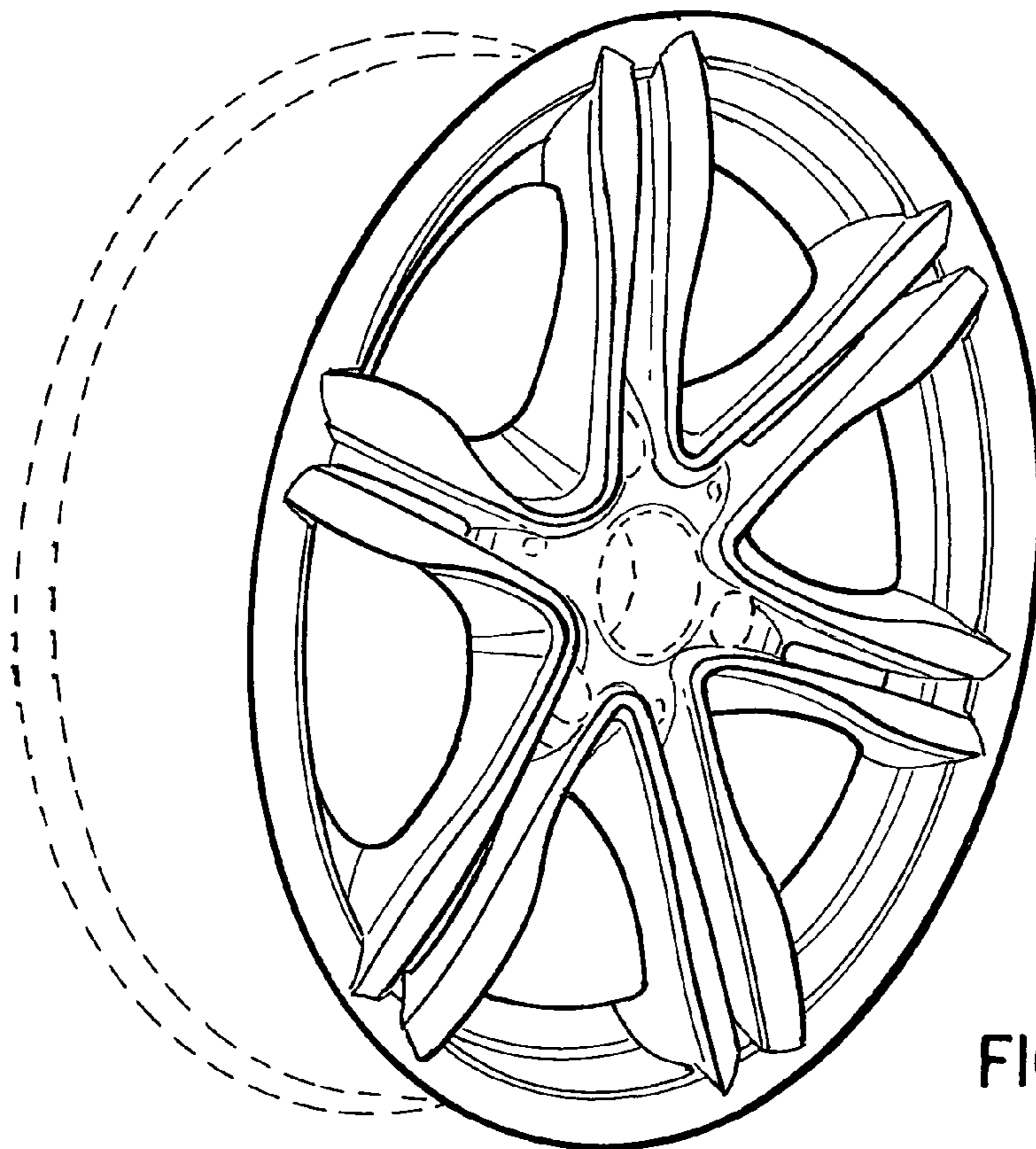


FIG. 2



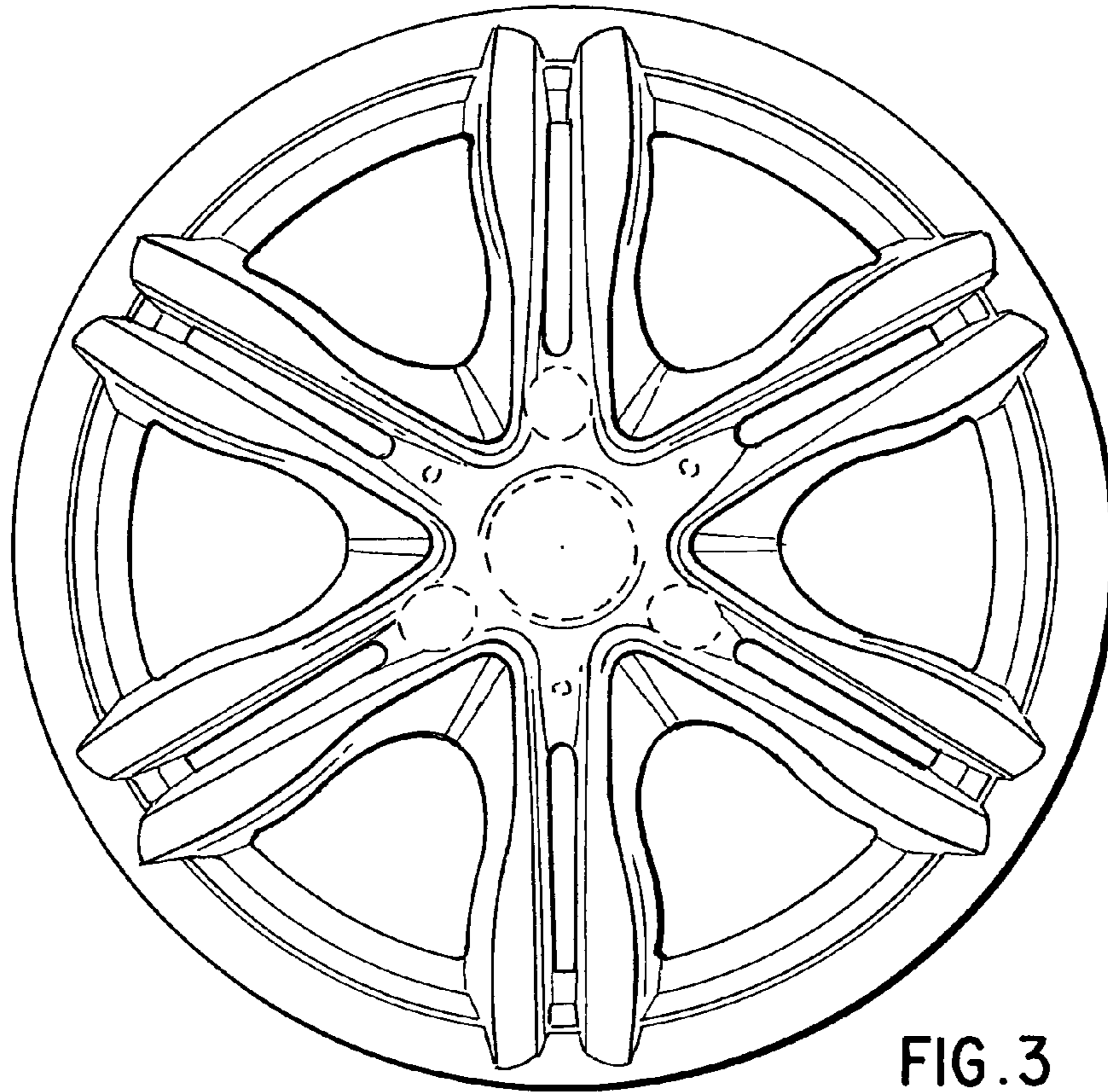


FIG. 3

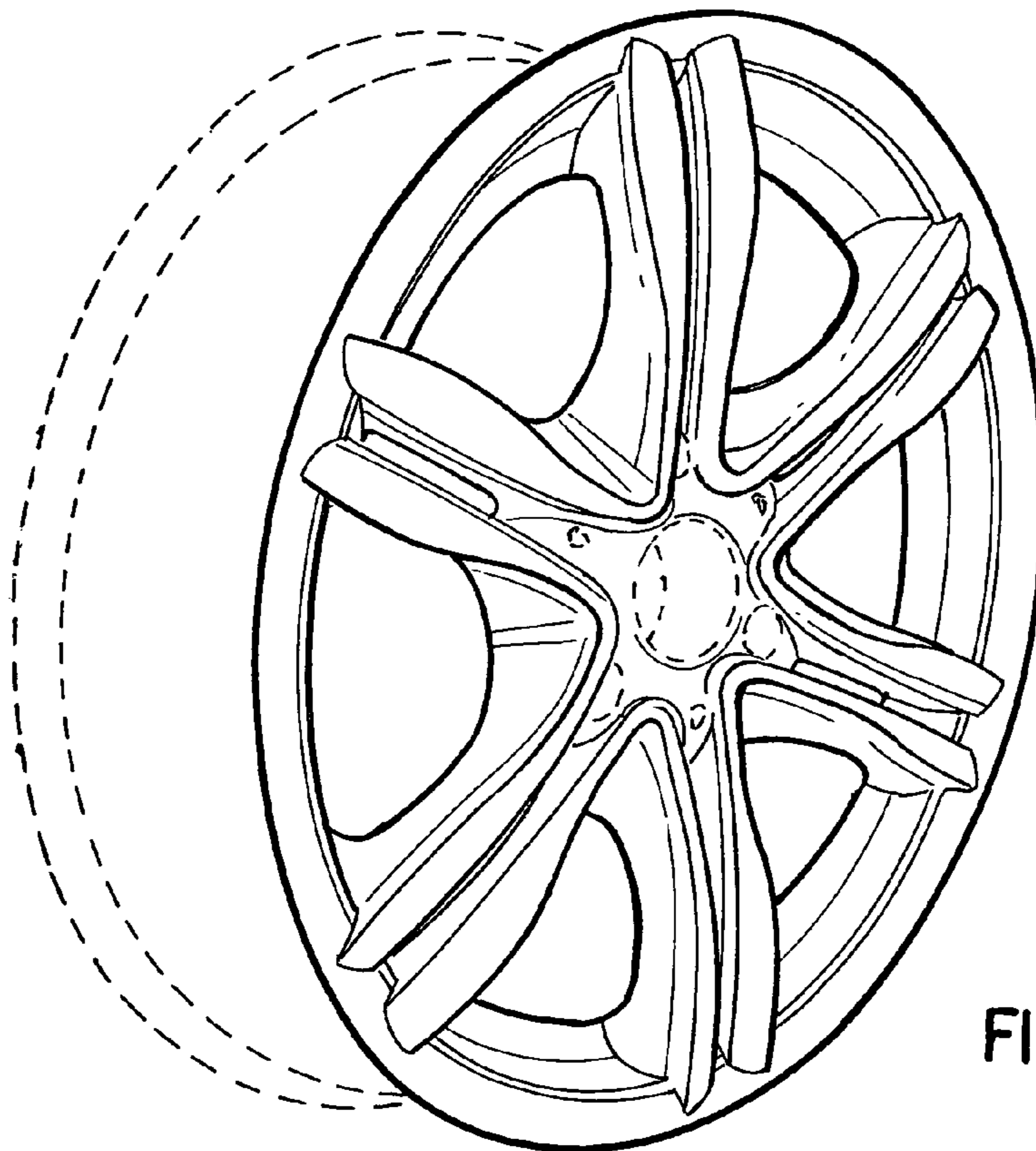


FIG. 4