



US00D623104S

(12) **United States Design Patent**  
**Akasawa et al.**

(10) **Patent No.:** **US D623,104 S**

(45) **Date of Patent:** **\*\* Sep. 7, 2010**

(54) **SIDE SILL PROTECTOR FOR MOTOR VEHICLE**

(75) Inventors: **Kenichi Akasawa**, Chigasaki (JP);  
**Ryouichi Tokuoka**, Chigasaki (JP)

(73) Assignee: **Autech Japan Inc.**, Kanagawa (JP)

(\*\*) Term: **14 Years**

(21) Appl. No.: **29/350,662**

(22) Filed: **Nov. 20, 2009**

(51) **LOC (9) Cl.** ..... **12-08**

(52) **U.S. Cl.** ..... **D12/190**

(58) **Field of Classification Search** ..... D12/190,  
D12/203, 196, 400, 90-92; 280/163, 164.1,  
280/166, 169, 828, 848, 762, 153.5; 296/196,  
296/197, 190, 89.1, 89.11, 89.12; 293/113-117,  
293/102, 120

See application file for complete search history.

(56) **References Cited**

**U.S. PATENT DOCUMENTS**

- 4,221,412 A \* 9/1980 Miller ..... 293/118
- D415,726 S \* 10/1999 Mobius et al. .... D12/190
- D418,100 S \* 12/1999 Sacco et al. .... D12/196
- D511,731 S \* 11/2005 Lariviere et al. .... D12/196
- D539,200 S \* 3/2007 Chan ..... D12/190
- D590,753 S \* 4/2009 Williams et al. .... D12/169

- D599,264 S \* 9/2009 Akasawa et al. .... D12/181
- D606,472 S \* 12/2009 Penders ..... D12/190
- D607,391 S \* 1/2010 Krauss ..... D12/190
- D608,261 S \* 1/2010 Furuhata et al. .... D12/190
- D610,496 S \* 2/2010 Bucher et al. .... D12/163
- D610,497 S \* 2/2010 Bucher et al. .... D12/163
- D615,008 S \* 5/2010 Lamm et al. .... D12/163

\* cited by examiner

*Primary Examiner*—Caron Veynar

*Assistant Examiner*—Katrina A Kile

(74) *Attorney, Agent, or Firm*—Wenderoth, Lind & Ponack,  
L.L.P.

(57) **CLAIM**

The ornamental design for a side sill protector for motor vehicle, as shown.

**DESCRIPTION**

FIG. 1 is a front view of the side sill protector of the motor vehicle showing our new design;

FIG. 2 is a top plan view thereof;

FIG. 3 is a bottom view thereof;

FIG. 4 is a rear view showing thereof;

FIG. 5 is a right side view thereof;

FIG. 6 is a left side view thereof; and,

FIG. 7 is a perspective view thereof.

**1 Claim, 2 Drawing Sheets**

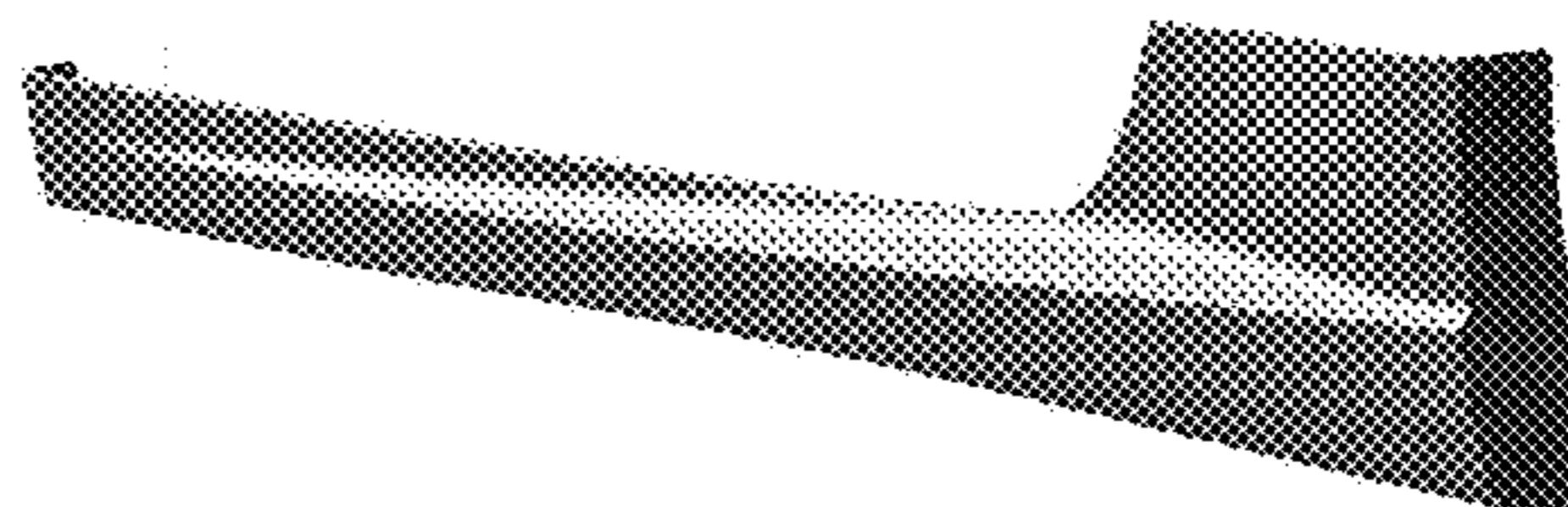


FIG. 1



FIG. 2



FIG. 3




FIG. 4




FIG. 5



FIG. 6



FIG. 7

