



US00D623093S

(12) **United States Design Patent**
Tsuji et al.

(10) **Patent No.:** **US D623,093 S**
(45) **Date of Patent:** **** Sep. 7, 2010**

(54) **MOTOR SCOOTER OR MOTOR SCOOTER
REPLICA**

D455,677 S * 4/2002 Kokubu et al. D12/110
D596,535 S * 7/2009 Katagiri et al. D12/110

* cited by examiner

(75) Inventors: **Ayumu Tsuji**, Saitama-ken (JP); **Fujio Nakamura**, Saitama-ken (JP)

Primary Examiner—Philip S Hyder
Assistant Examiner—Linda G. Brooks

(73) Assignee: **Honda Motor Co., Ltd.**, Tokyo (JP)

(74) *Attorney, Agent, or Firm*—Westerman, Hattori,
Daniels & Adrian, LLP

(**) Term: **14 Years**

(57) **CLAIM**

(21) Appl. No.: **29/338,427**

The ornamental design for a motor scooter or motor scooter replica, as shown and described.

(22) Filed: **Jun. 11, 2009**

(30) **Foreign Application Priority Data**

DESCRIPTION

Dec. 12, 2008 (JP) 2008-31644

FIG. 1 is a perspective view from the left side of a motor scooter or motor scooter replica.

(51) **LOC (9) Cl.** **12-11**

FIG. 2 is a perspective view from the right side thereof.

(52) **U.S. Cl.** **D12/110**

FIG. 3 is a perspective view from the left side thereof.

(58) **Field of Classification Search** D12/110;
180/219, 220, 225, 229

FIG. 4 is a perspective view from the right side thereof.

See application file for complete search history.

FIG. 5 is a front elevation view thereof.

FIG. 6 is a rear elevation view thereof.

(56) **References Cited**

U.S. PATENT DOCUMENTS

D331,553 S * 12/1992 Agnolucci D12/110
D399,174 S * 10/1998 Takeshita et al. D12/110
D427,944 S * 7/2000 Sakuma et al. D12/110
D443,849 S * 6/2001 Chen D12/110

FIG. 7 is a left side elevation view thereof.

FIG. 8 is a right side elevation view thereof.

FIG. 9 is a top plan view thereof; and,

FIG. 10 is a bottom plan view thereof.

The broken lines illustrate portions of the motor scooter or motor scooter replica that form no part of the claimed design.

1 Claim, 10 Drawing Sheets




FIG. 1




FIG. 2




FIG. 3




FIG. 4




FIG. 5




FIG. 6

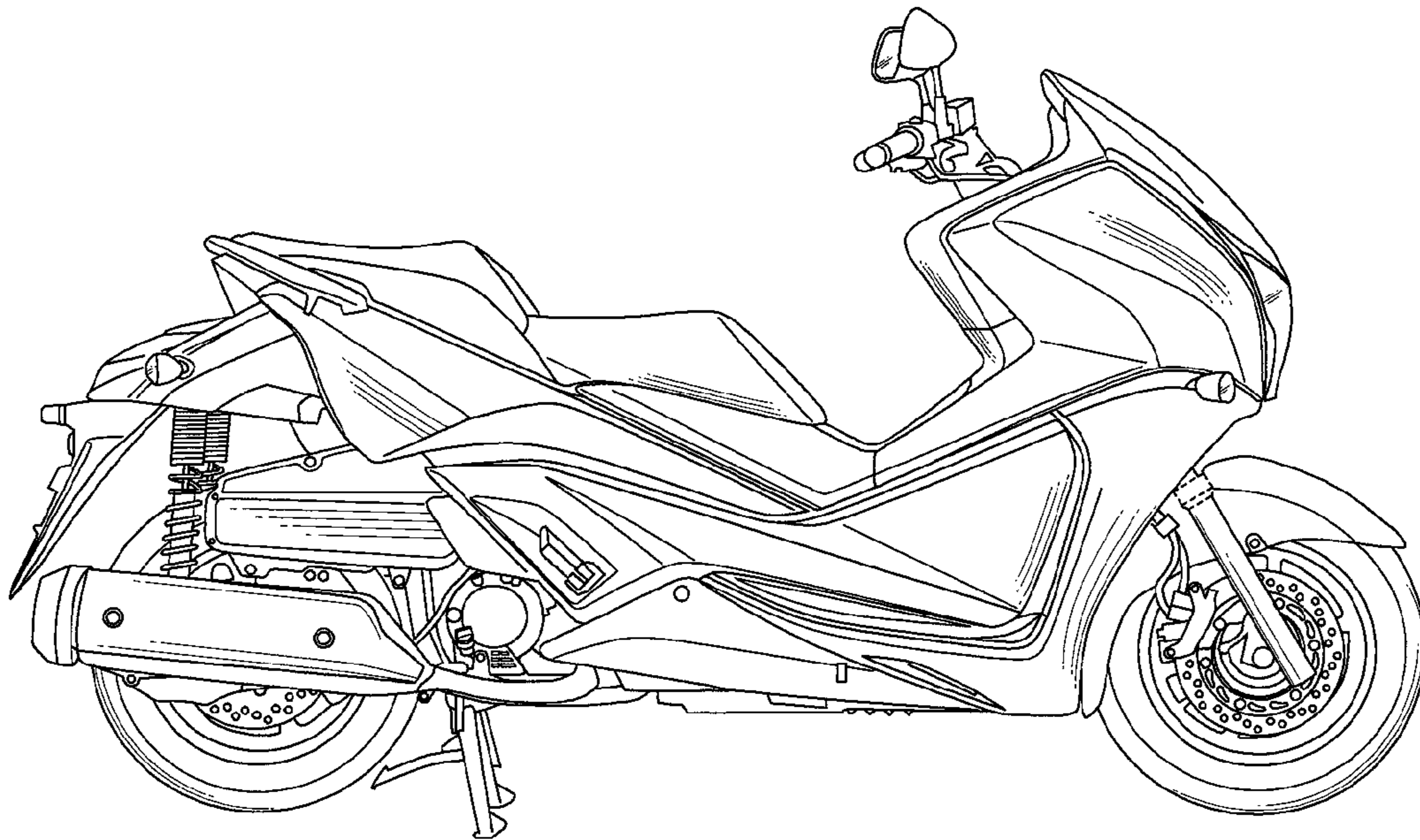


FIG. 7

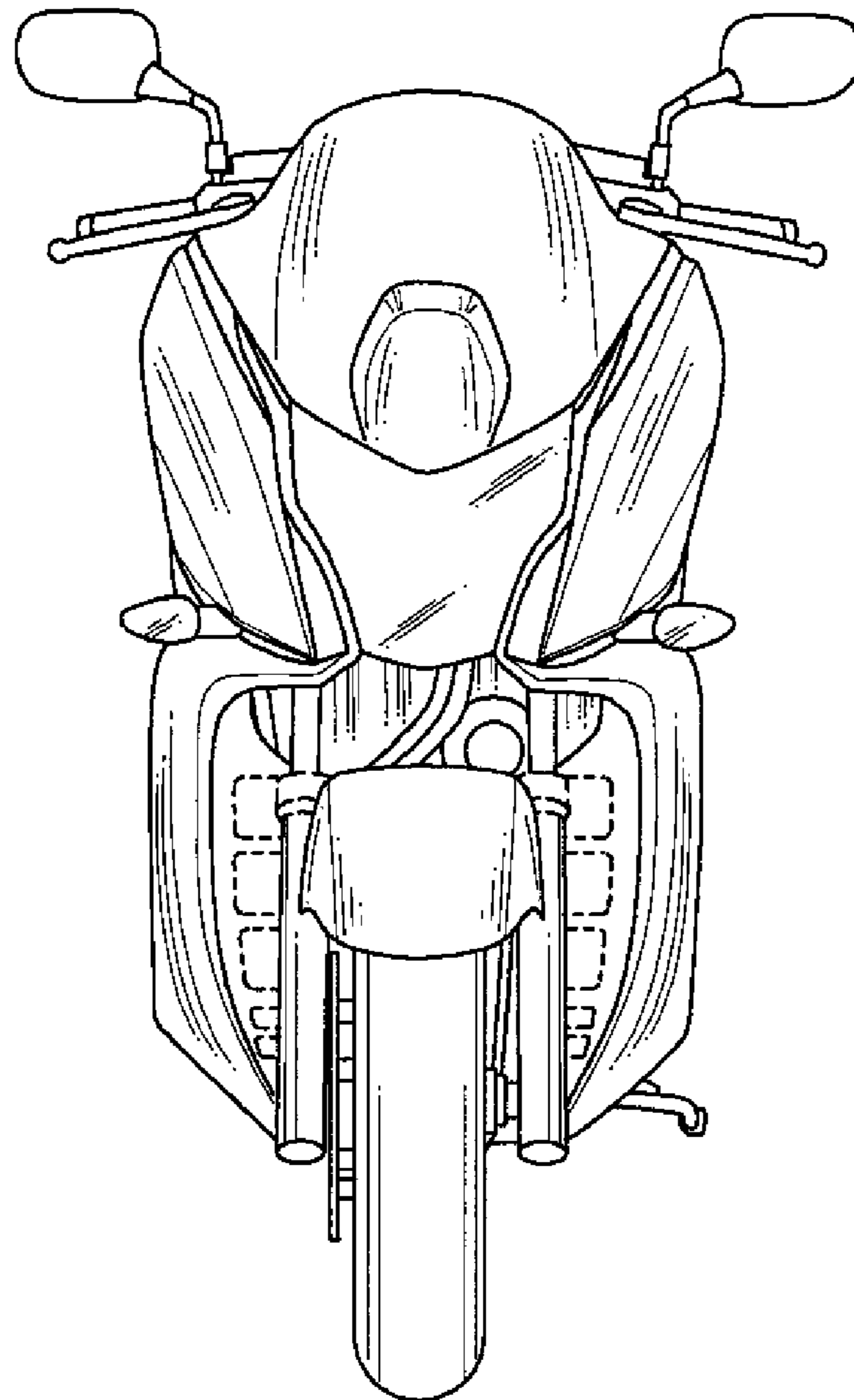


FIG. 8

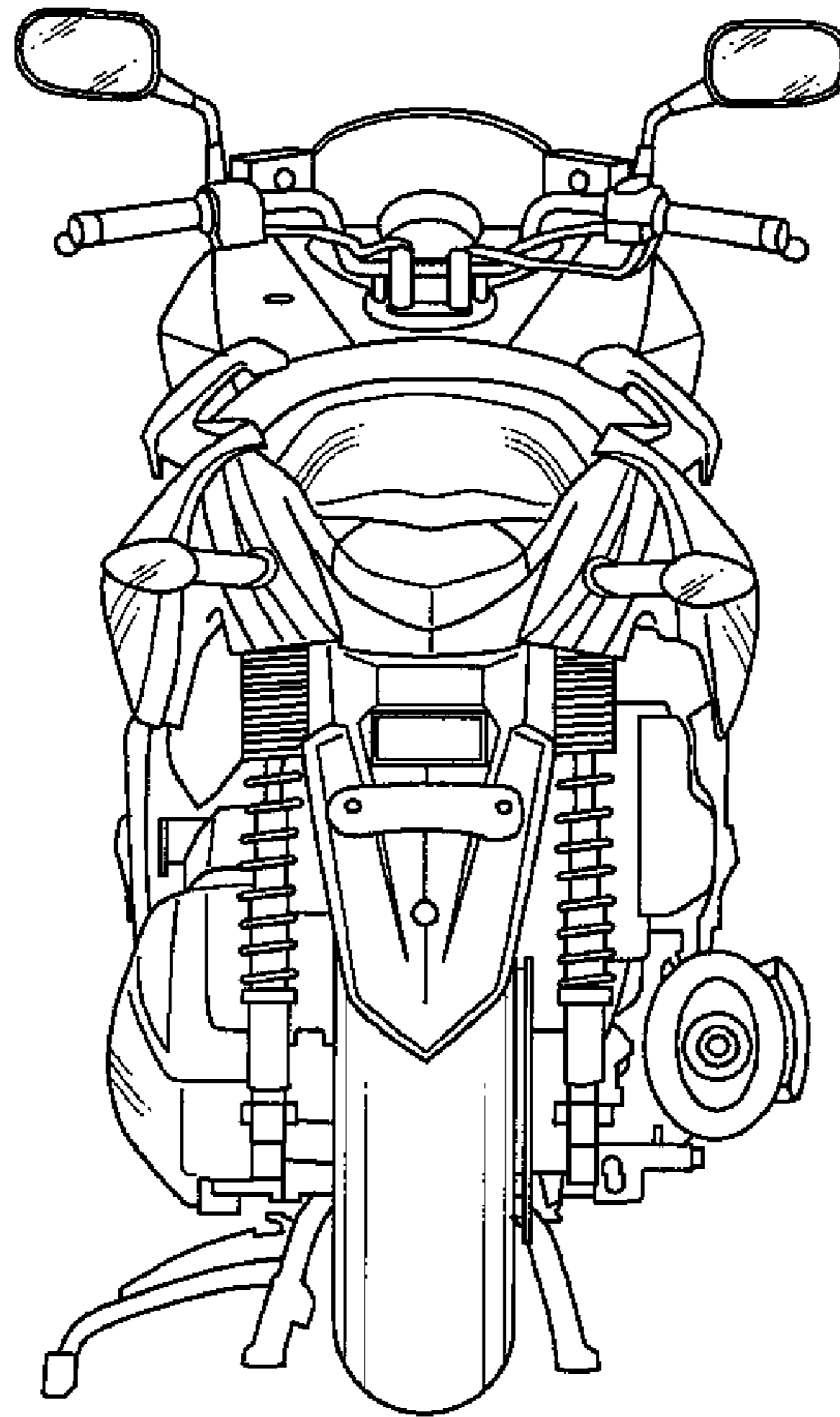


FIG. 9

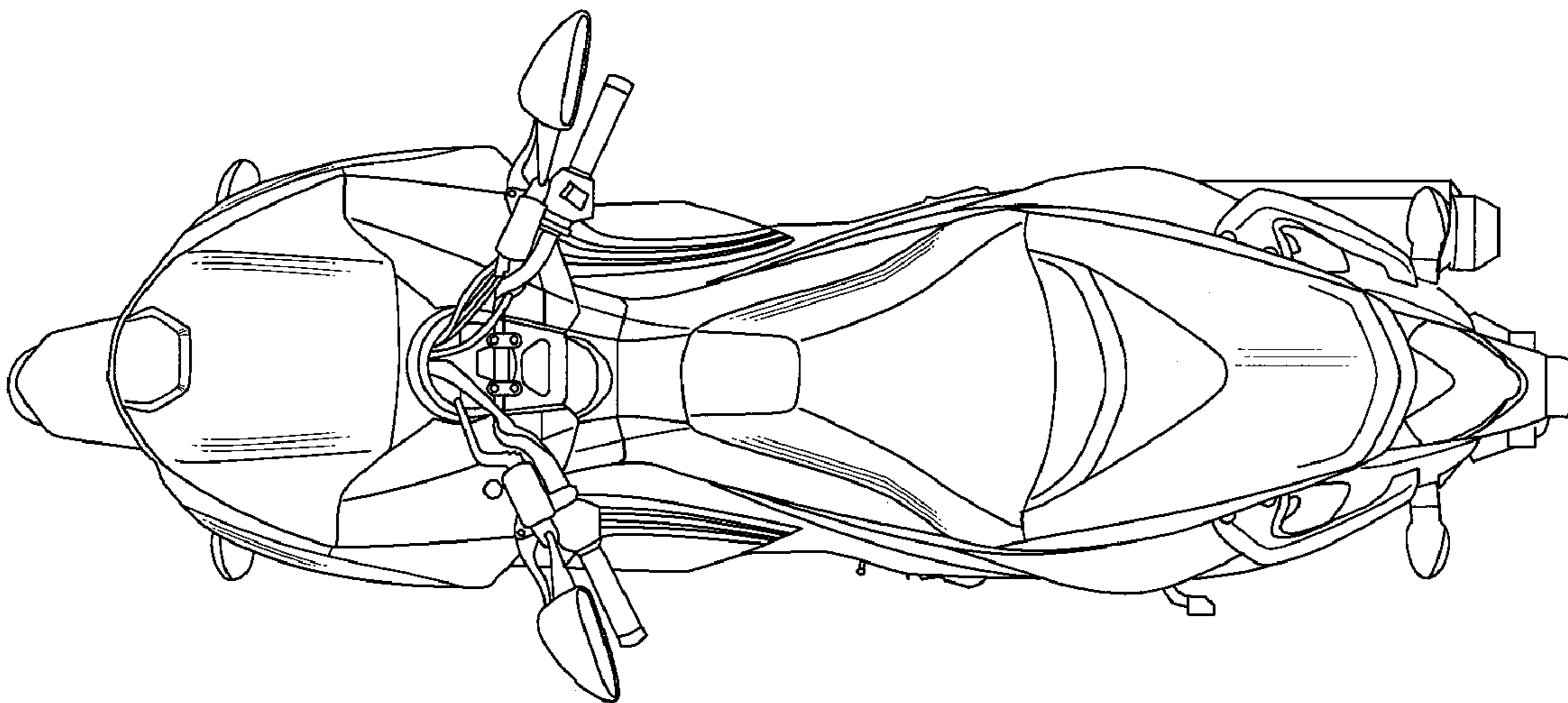


FIG. 10

