



US00D623091S

(12) **United States Design Patent**
Beigel et al.

(10) **Patent No.:** **US D623,091 S**

(45) **Date of Patent:** **** Sep. 7, 2010**

(54) **FLAT ROOF DAY CAB OF A TRUCK VEHICLE**

(56)

References Cited

U.S. PATENT DOCUMENTS

(75) Inventors: **David J. Beigel**, Payne, OH (US); **Marcey K. Collins**, Fort Wayne, IN (US); **Vikas Deshmukh**, Kasarwadi (IN); **Stefano Giolitto**, Southfield, MI (US); **Andrew J. Krum**, Fort Wayne, IN (US); **Vijay Limbkar**, Aundh Annexe, IN (US); **William Ratliff**, Commerce Township, MI (US); **Ronald E. Schoon**, Fort Wayne, MI (US); **Anthony Lynn Schroeder**, Leo, IN (US); **Jaimi Smith**, Lake Orion, MI (US); **Kris K. Timmerman**, Hometown, IN (US); **Robert Scott Tirey**, Fort Wayne, IN (US); **Bruce Youngs**, Novi, MI (US); **Dale Beever**, Laguna Niguel, CA (US); **Joseph E. Otto**, Fort Wayne, IN (US); **Pradhan Subhransu**, Akurdi, IN (US); **Pandurangan Venugopal**, Bhosari (IN); **Uday Srinivas**, Bopodi (IN); **Nandkumar Khandare**, Chinchwad (IN)

D408,331 S *	4/1999	Sacco et al.	D12/96
D416,826 S *	11/1999	Newsome	D11/121
D540,218 S *	4/2007	Sekiguchi	D12/96
D540,219 S *	4/2007	Oka	D12/96
D570,739 S *	6/2008	Emoto et al.	D12/96
D570,740 S *	6/2008	Emoto et al.	D12/96
D570,741 S *	6/2008	Emoto et al.	D12/96
D571,259 S *	6/2008	Emoto et al.	D12/96

* cited by examiner

Primary Examiner—Melody N Brown
(74) *Attorney, Agent, or Firm*—Jeffrey P. Calfa; Mark C. Bach; Gerald W. Askew

(57)

CLAIM

The ornamental design for a flat roof day cab of a truck vehicle, as shown and described.

(73) Assignee: **Mahindra Navistar Automotives Limited** (IN)

DESCRIPTION

(**) Term: **14 Years**

(21) Appl. No.: **29/342,628**

(22) Filed: **Aug. 28, 2009**

(51) **LOC (9) Cl.** **12-16**

(52) **U.S. Cl.** **D12/96**

(58) **Field of Classification Search** D12/96,
D12/97, 98, 12, 90–92; 296/180.1–180.3,
296/181.1–185, 186, 186.1; 180/89.12, 89.1,
180/242, 449

FIG. 1 is a left, front perspective view of a flat roof day cab of a truck vehicle showing our new design;

FIG. 2 is a front view thereof;

FIG. 3 is a top view thereof;


FIG. 4 is a rear view thereof; and,

FIG. 5 is a right view thereof.

The broken lines are for illustrative purposes only and form no part of the claimed design.

See application file for complete search history.

1 Claim, 3 Drawing Sheets






FIG. 1



FIG. 2

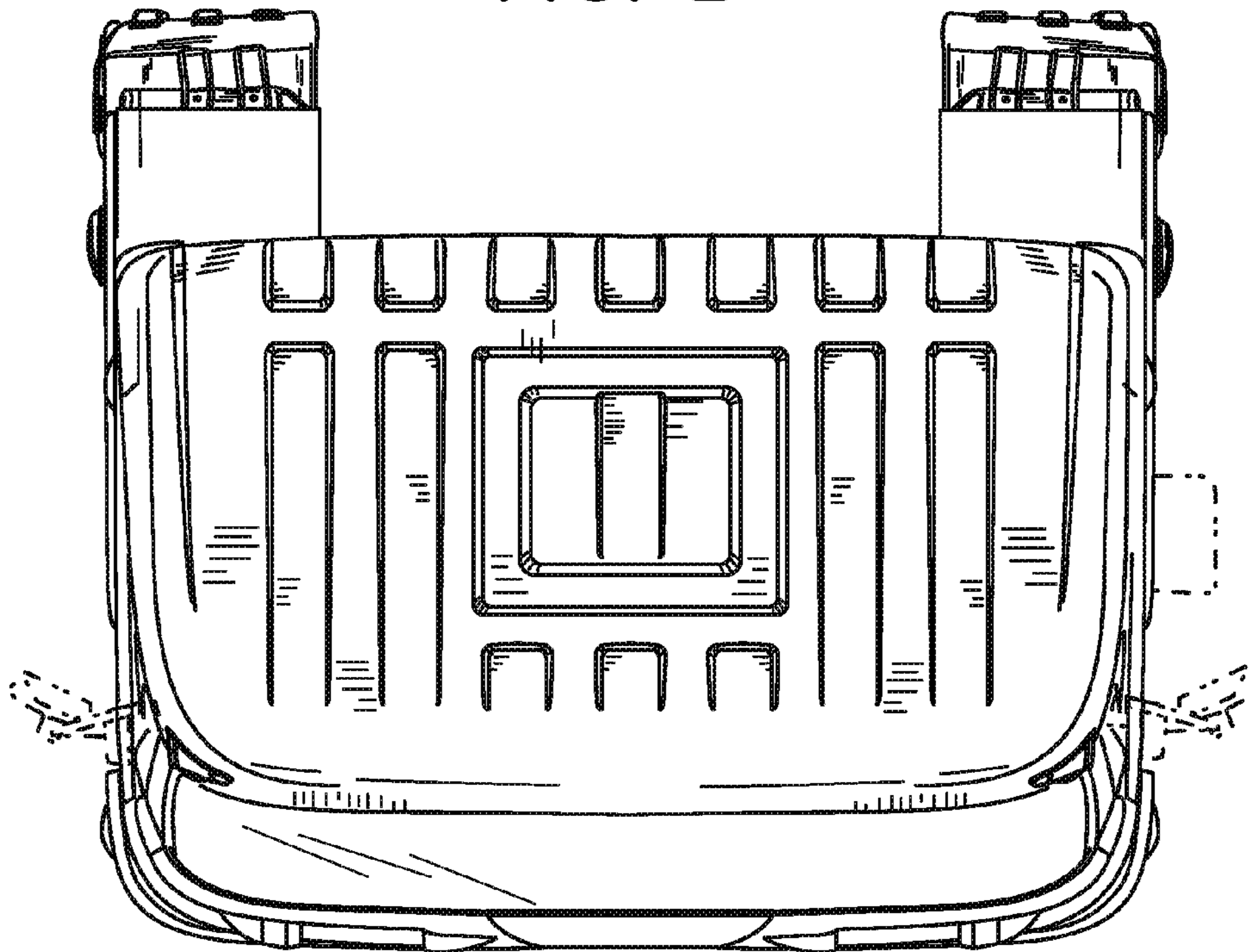


FIG. 3

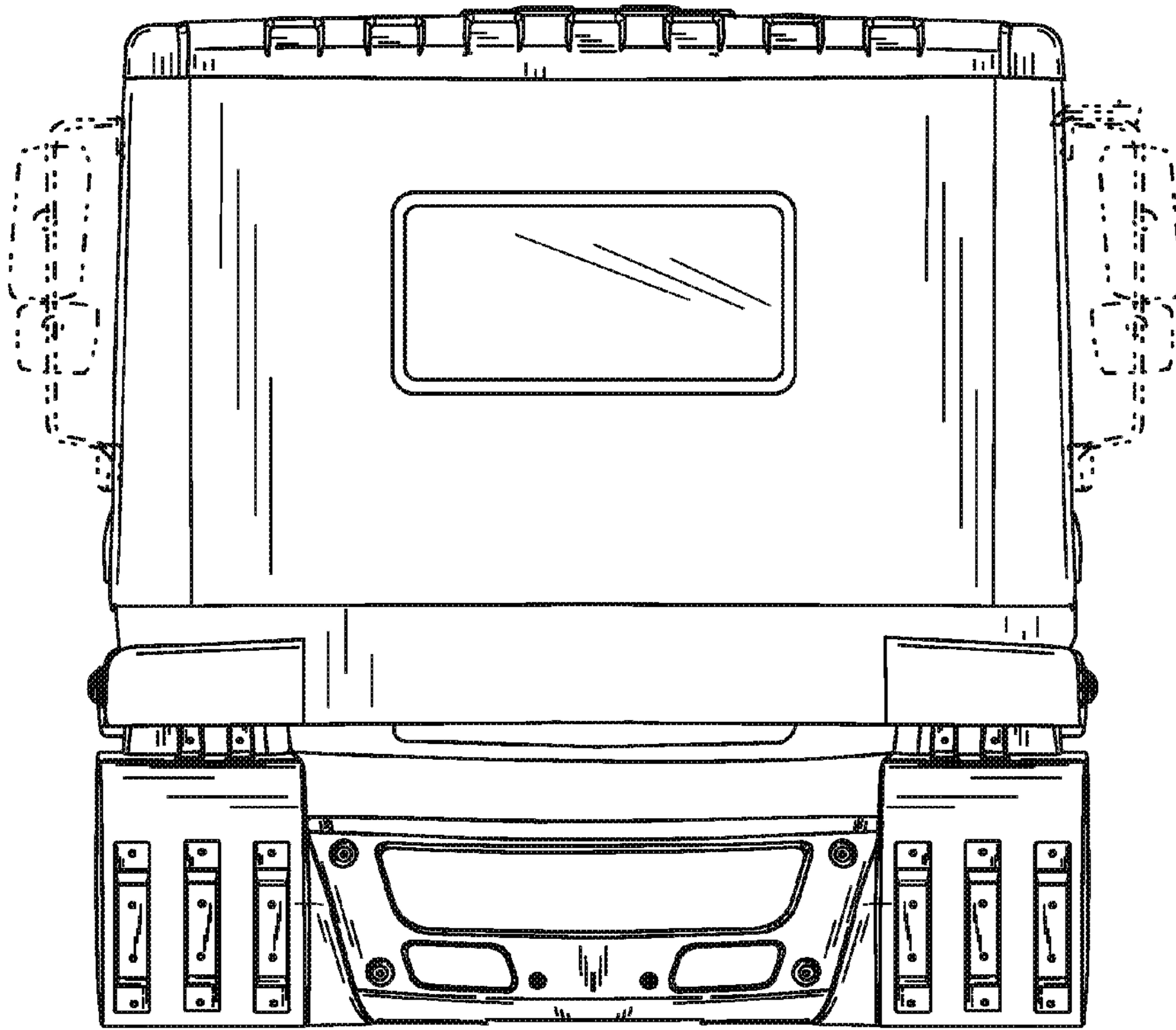


FIG. 4




FIG. 5