

US00D623075S

(12) **United States Design Patent**
Blythe

(10) **Patent No.:** **US D623,075 S**

(45) **Date of Patent:** **** *Sep. 7, 2010**

(54) **SLIDER BAG WITH HANDLE AT THE TOP**

(75) Inventor: **James S. Blythe**, Libertyville, IL (US)

(73) Assignee: **Pactiv Corporation**, Lake Forest, IL (US)

(**) Term: **14 Years**

(21) Appl. No.: **29/261,163**

(22) Filed: **Jun. 7, 2006**

(51) **LOC (9) Cl.** **09-05**

(52) **U.S. Cl.** **D9/709**

(58) **Field of Classification Search** D9/702-714,
D9/720, 722, 414-416, 418, 433; 383/1-908;
206/461-471, 484, 806, 810; 229/68.2, 87.04
See application file for complete search history.

(56) **References Cited**

U.S. PATENT DOCUMENTS

3,132,742	A *	5/1964	Shapiro et al.	383/13
3,462,069	A *	8/1969	Suominen	383/10
3,506,185	A *	4/1970	Christensen	383/10
3,782,622	A *	1/1974	Montgomery	383/10
3,797,733	A *	3/1974	Ibing	383/119
5,174,657	A *	12/1992	Peppiatt	383/8
5,362,153	A *	11/1994	Lu	383/38
5,611,626	A *	3/1997	Warr	383/10
D385,487	S *	10/1997	Gonthier	D9/704
6,361,209	B1 *	3/2002	LaRue et al.	383/10
6,378,177	B1 *	4/2002	Athans et al.	24/585.12
6,843,600	B2 *	1/2005	Tilman et al.	383/5
7,207,154	B2 *	4/2007	Araujo	53/410
7,263,748	B2 *	9/2007	Blythe	24/415

2004/0234173	A1 *	11/2004	Saad et al.	383/63
2005/0244084	A1 *	11/2005	Tilman et al.	383/64
2005/0281487	A1 *	12/2005	Pawloski et al.	383/10
2007/0098305	A1 *	5/2007	Tilman	383/64

* cited by examiner

Primary Examiner—Catherine Tuttle

(74) *Attorney, Agent, or Firm*—Baker Botts LLP

(57) **CLAIM**

The ornamental design for a slider bag with handle at the top, as shown and described.

DESCRIPTION

FIG. 1 is a perspective view of a slider bag with handle at the top showing the new design;

FIG. 2 is a front view thereof;

FIG. 3 is a right side view thereof, the left side view is a mirror image of the right side view and is therefore not included;

FIG. 4 is a top view thereof;

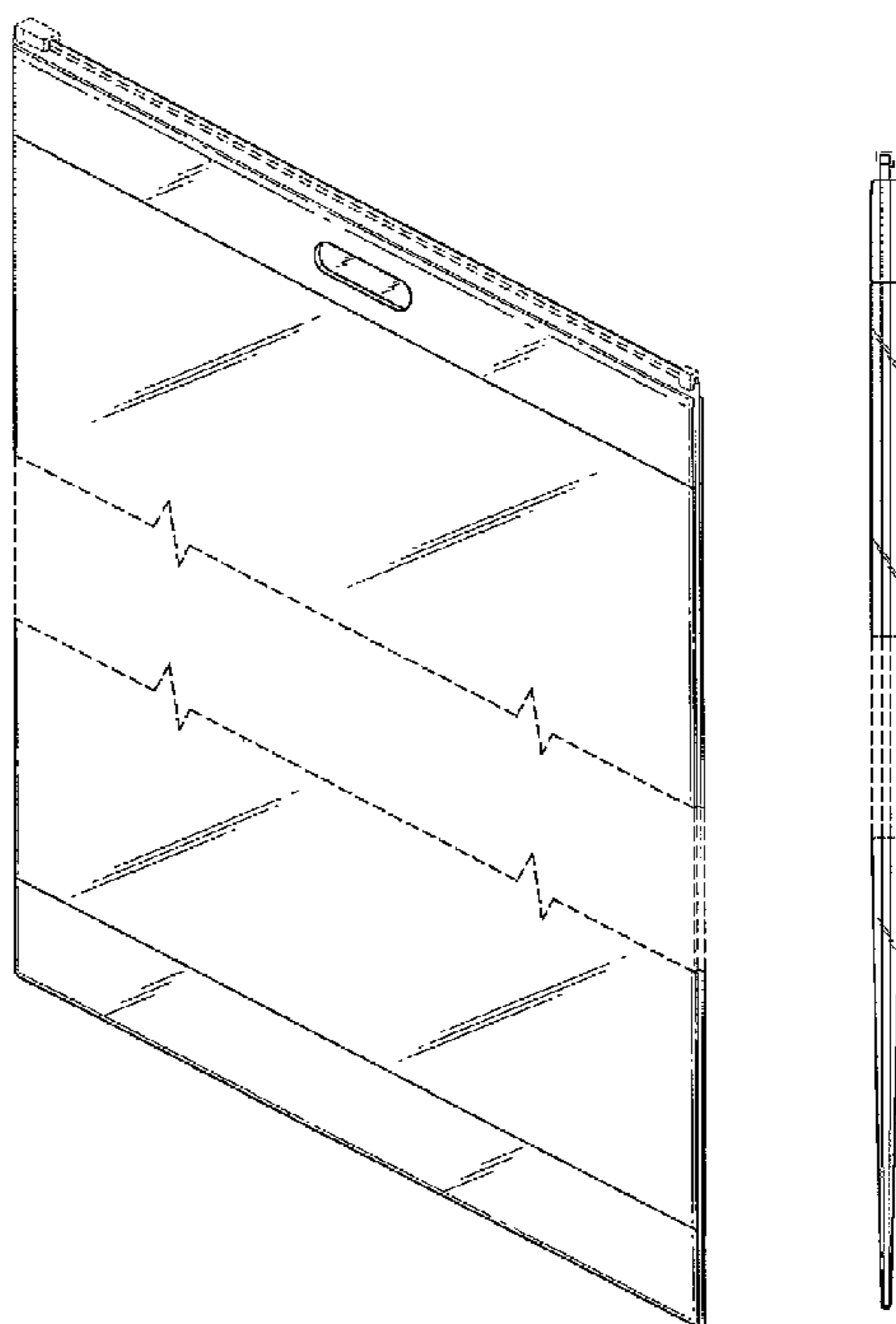
FIG. 5 is a cross sectional view taken at line 5-5 of FIG. 2; and,

FIG. 6 is an enlarged scale cross-section view of the bag portion indicated by line 6-6 of FIG. 2, but showing the bottom layers in a separated state.

The broken lines shown in FIGS. 1-6 are included for the purpose of illustrating fastening strips and central portions of the slider bag that form no part of the claimed design.

Except for the bottom gusset line in FIGS. 1 and 2, structure lines otherwise disclosed in the drawings that would be seen through the transparent layers have been omitted for clarity.

1 Claim, 3 Drawing Sheets



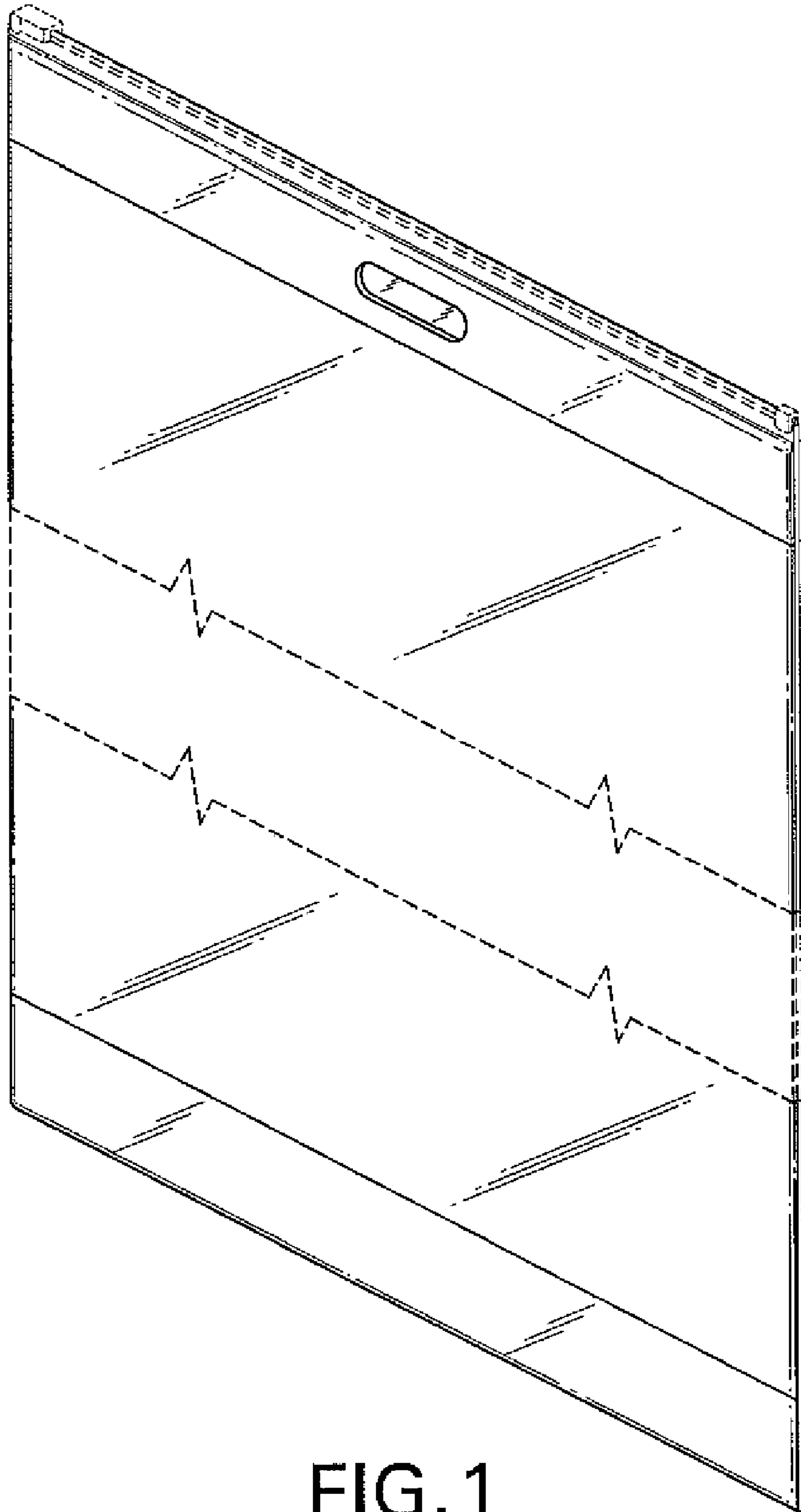


FIG. 1




FIG. 4

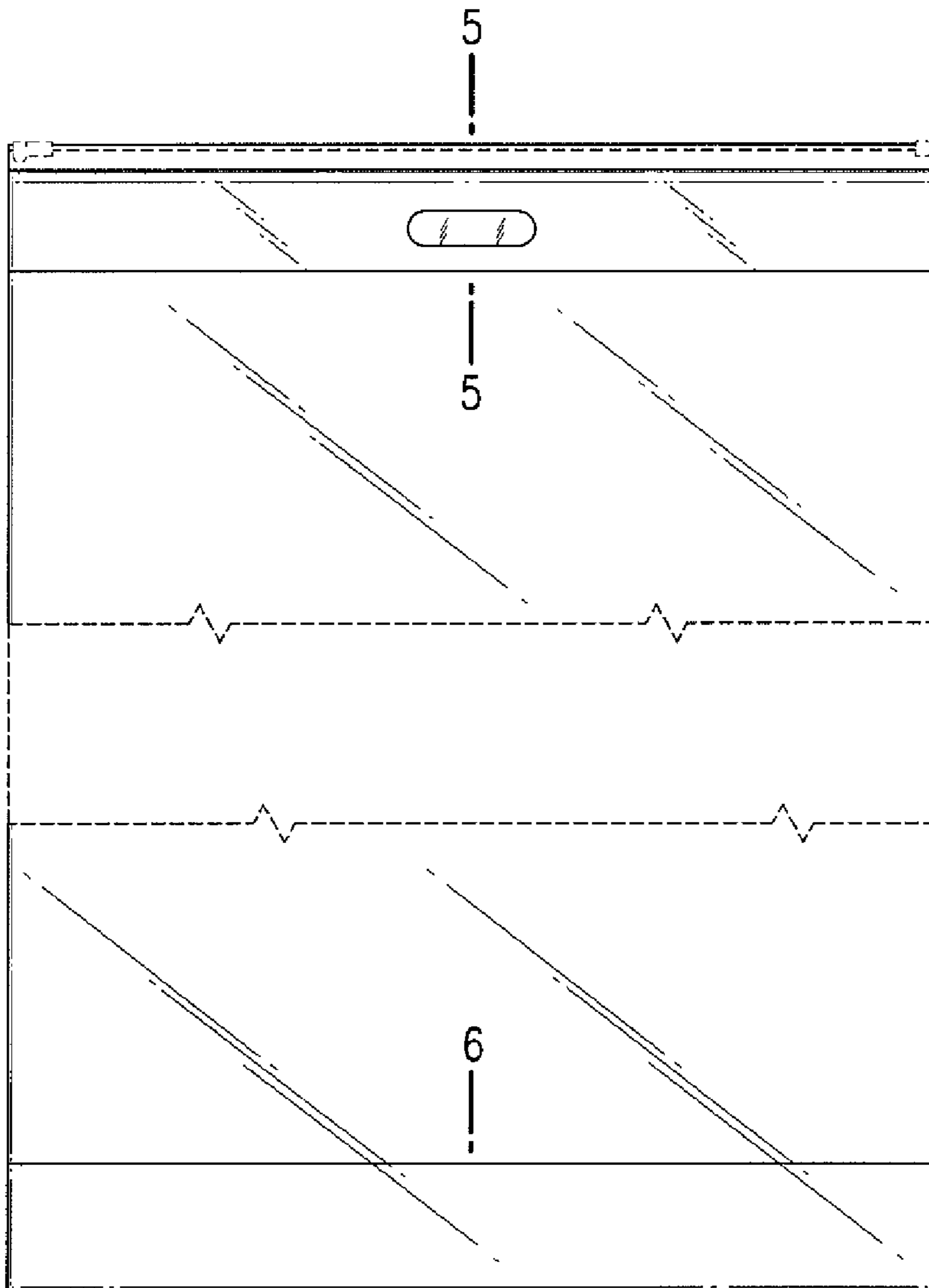


FIG. 2



FIG. 3

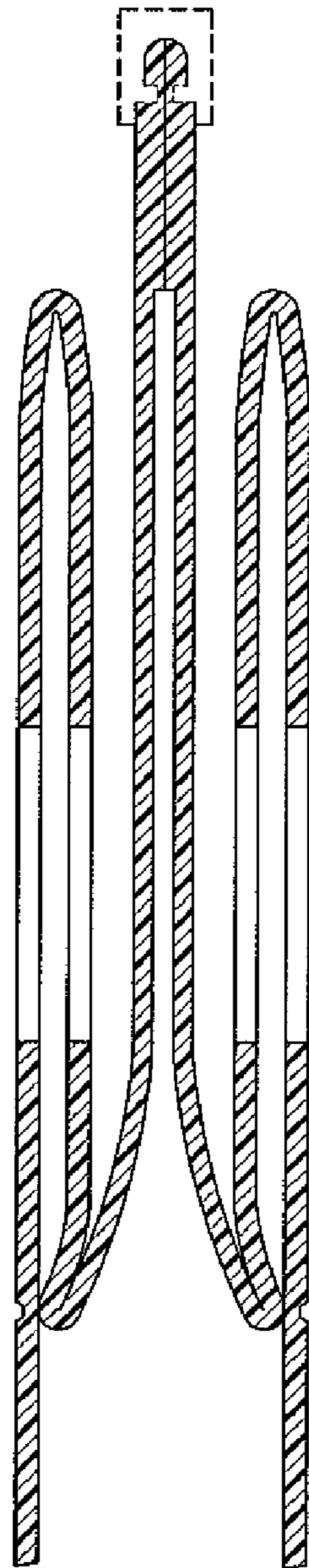


FIG. 5




FIG. 6