



US00D623063S

(12) **United States Design Patent**
Pedmo

(10) **Patent No.:** **US D623,063 S**

(45) **Date of Patent:** **** Sep. 7, 2010**

(54) **CONTAINER BASE**

(75) Inventor: **Marc A. Pedmo**, Litchfield, OH (US)

(73) Assignee: **Plastipak Packaging, Inc.**, Plymouth, MI (US)

(**) Term: **14 Years**

(21) Appl. No.: **29/354,449**

(22) Filed: **Jan. 25, 2010**

D534,079 S *	12/2006	Livingston	D9/516
D546,687 S *	7/2007	Boukobza	D9/516
D547,186 S *	7/2007	Boukobza	D9/516
D551,080 S *	9/2007	Pedmo et al.	D9/516
D557,138 S *	12/2007	Boukobza	D9/520
D570,217 S *	6/2008	Meillerais	D9/502
D572,134 S *	7/2008	Bourne	D9/500
D582,775 S *	12/2008	Pedmo et al.	D9/516
D592,964 S *	5/2009	Kissinger et al.	D9/540
D595,581 S *	7/2009	Brunson	D9/520
D598,771 S *	8/2009	Kissinger et al.	D9/540
D599,208 S *	9/2009	Kissinger et al.	D9/516
D606,410 S *	12/2009	Kissinger et al.	D9/516

Related U.S. Application Data

(63) Continuation-in-part of application No. 12/648,647, filed on Dec. 29, 2009.

(51) **LOC (9) Cl.** **09-01**

(52) **U.S. Cl.** **D9/516; D9/520**

(58) **Field of Classification Search** D9/500,
D9/516, 520, 545, 546, 549, 551, 553, 556,
D9/558, 564, 566, 569, 574; 215/381-385
See application file for complete search history.

(56) **References Cited**

U.S. PATENT DOCUMENTS

D451,808 S *	12/2001	Darr et al.	D9/520
D454,498 S *	3/2002	Darr et al.	D9/520
D459,658 S *	7/2002	Darr et al.	D9/520
D461,413 S *	8/2002	Darr et al.	D9/520
D476,896 S *	7/2003	Cheng et al.	D9/520
D481,938 S *	11/2003	McRae	D9/520
D522,368 S *	6/2006	Darr et al.	D9/516
D528,422 S *	9/2006	Darr et al.	D9/516
D530,615 S *	10/2006	Darr et al.	D9/516

* cited by examiner

Primary Examiner—Stella M Reid

Assistant Examiner—Elizabeth J Oswecki

(74) *Attorney, Agent, or Firm*—Mario A. Tabone

(57) **CLAIM**

The ornamental design for a container base, as shown and described.

DESCRIPTION

FIG. 1 is a bottom perspective view of a container base showing my new design;


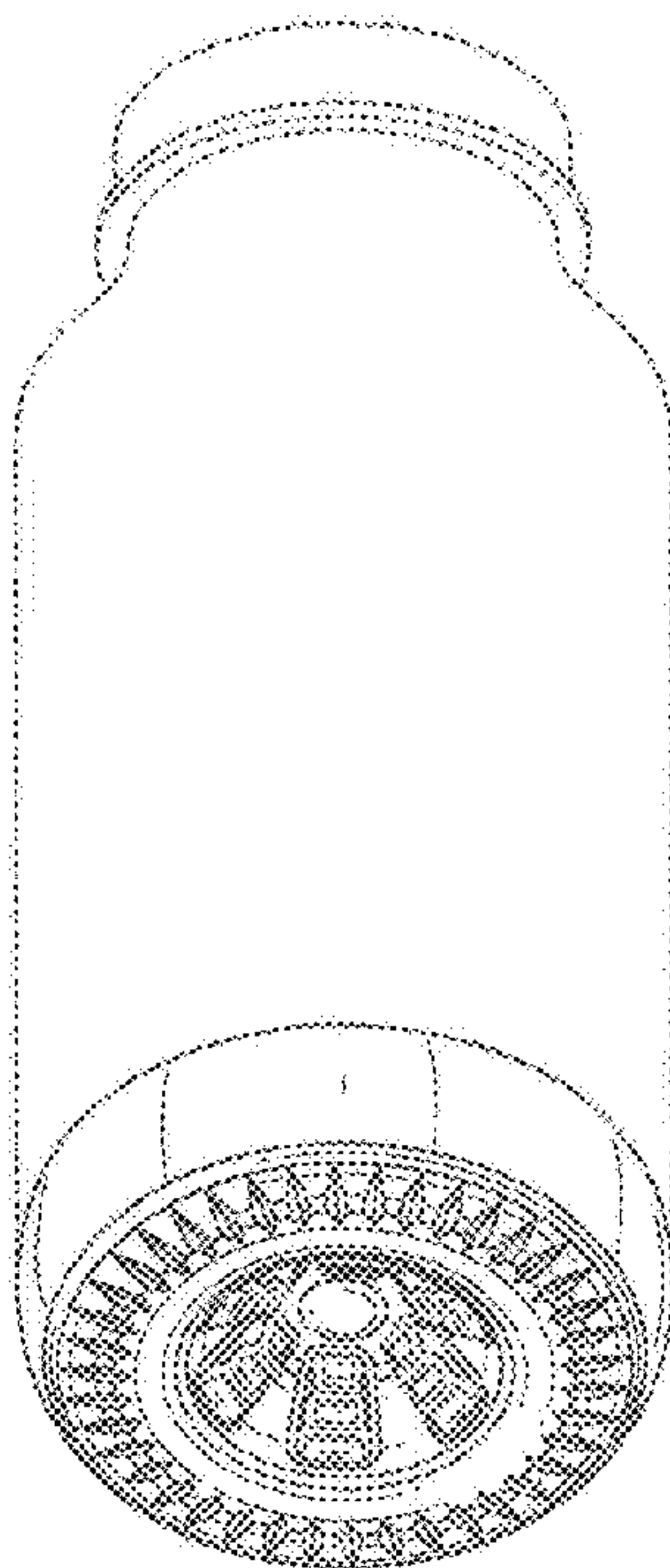
FIG. 2 is a bottom plan view thereof; and,

FIG. 3 is a side elevation view thereof.

The broken lines shown in the drawing views are for environmental purposes only and form no part of the claimed design.

All sides not shown form no part of the claimed design.

1 Claim, 3 Drawing Sheets



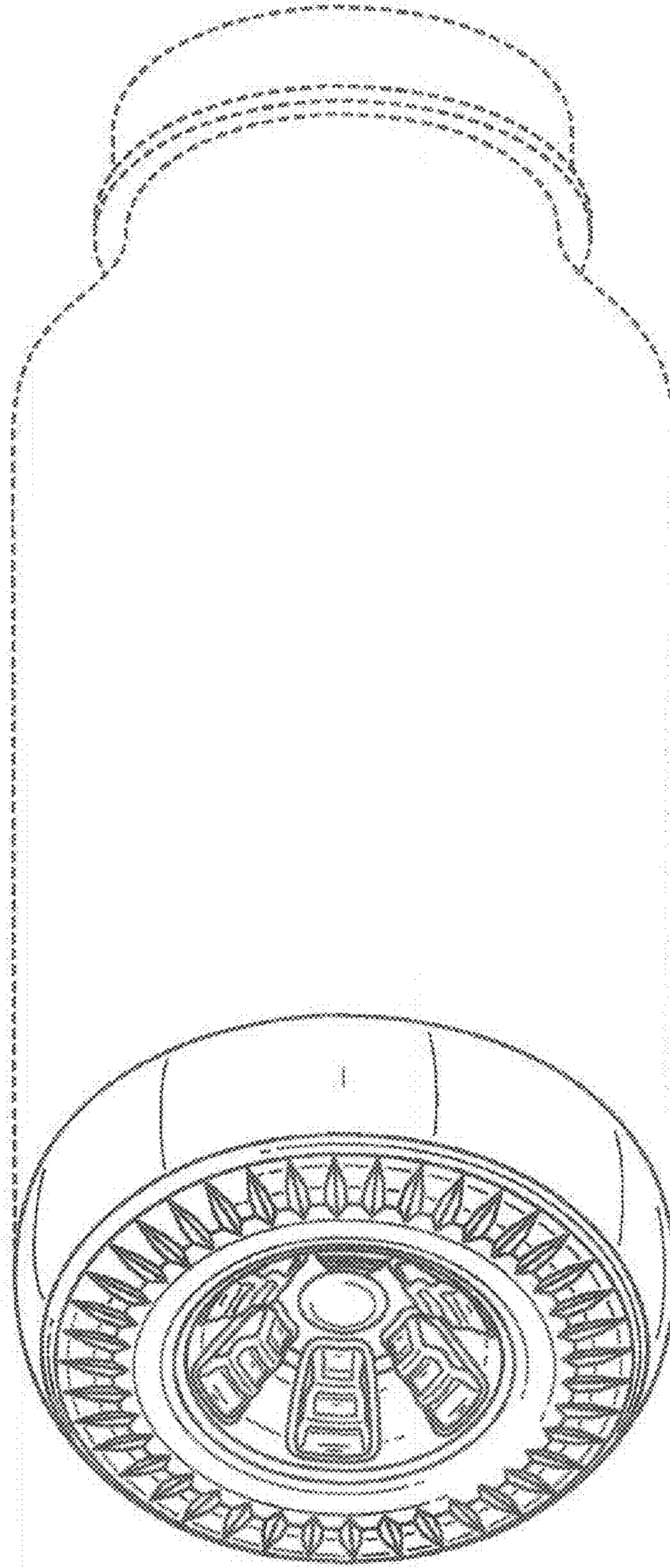


FIG. 1




FIG. 2




FIG. 3