



US00D623050S

(12) **United States Design Patent**  
**Giraud et al.**

(10) **Patent No.:** **US D623,050 S**

(45) **Date of Patent:** **\*\* Sep. 7, 2010**

(54) **CONTAINER**

(75) Inventors: **Jean-Pierre Giraud**, Paris (FR); **Michel Zbirka**, Jouy-sur-Morin (FR); **Robert Henry**, High Point, NC (US)

(73) Assignee: **Total Innovative Packaging, Inc.**, Auburn, AL (US)

(\*\*) Term: **14 Years**

(21) Appl. No.: **29/353,648**

(22) Filed: **Jan. 12, 2010**

(51) **LOC (9) Cl.** ..... **09-03**

(52) **U.S. Cl.** ..... **D9/420**

(58) **Field of Classification Search** ..... 222/173, 222/180; 221/26, 33, 45, 63, 282-284; 206/225, 206/233, 389, 391, 409, 494, 812, 824; 211/13.1, 211/45; 224/925; 242/570, 590; 248/309.1, 248/309.2, 905; D12/17, 19; D3/273, 294, D3/318; D9/423, 549, 420, 734; D6/512, D6/515-523

See application file for complete search history.

(56) **References Cited**

**U.S. PATENT DOCUMENTS**

D245,762 S \* 9/1977 Takacs ..... D9/420  
D276,794 S \* 12/1984 Urion ..... D9/420  
D373,952 S \* 9/1996 Exarhos et al. .... D9/423  
D421,902 S \* 3/2000 Hill ..... D9/423

D467,414 S \* 12/2002 Pavlu et al. .... D3/203.1  
D468,199 S \* 1/2003 Lambelet et al. .... D9/423  
D472,803 S \* 4/2003 Saunders ..... D9/423  
D534,421 S \* 1/2007 Tanner ..... D9/420  
D565,298 S \* 4/2008 Braun ..... D3/273  
D566,395 S \* 4/2008 Langer et al. .... D3/294  
D612,094 S \* 3/2010 Bellamah et al. .... D27/189

\* cited by examiner

*Primary Examiner*—Daniel D Bui

*Assistant Examiner*—Thomas J Johannes

(74) *Attorney, Agent, or Firm*—McAndrews, Held & Malloy, Ltd.

(57) **CLAIM**

The ornamental design for a container, as shown and described.

**DESCRIPTION**

FIG. 1 is a front elevation view of of a container showing our new design;

FIG. 2 is a back elevation view thereof;

FIG. 3 is a right elevation view thereof;

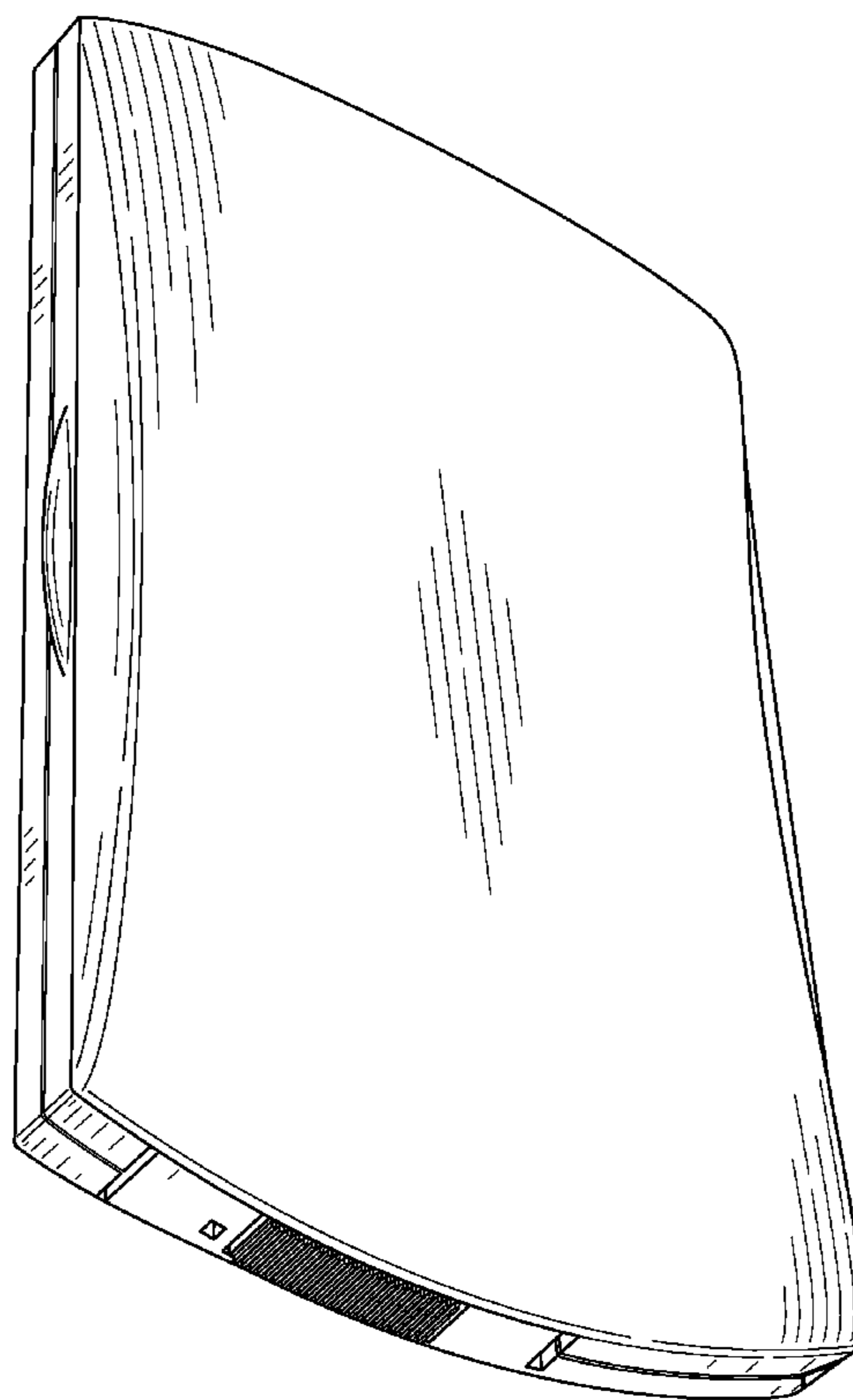
FIG. 4 is a left elevation view thereof;

FIG. 5 is a top plan view thereof; the bottom view being a mirror image thereof.

FIG. 6 is a front perspective view thereof; and,

FIG. 7 is a back perspective view thereof.

**1 Claim, 5 Drawing Sheets**



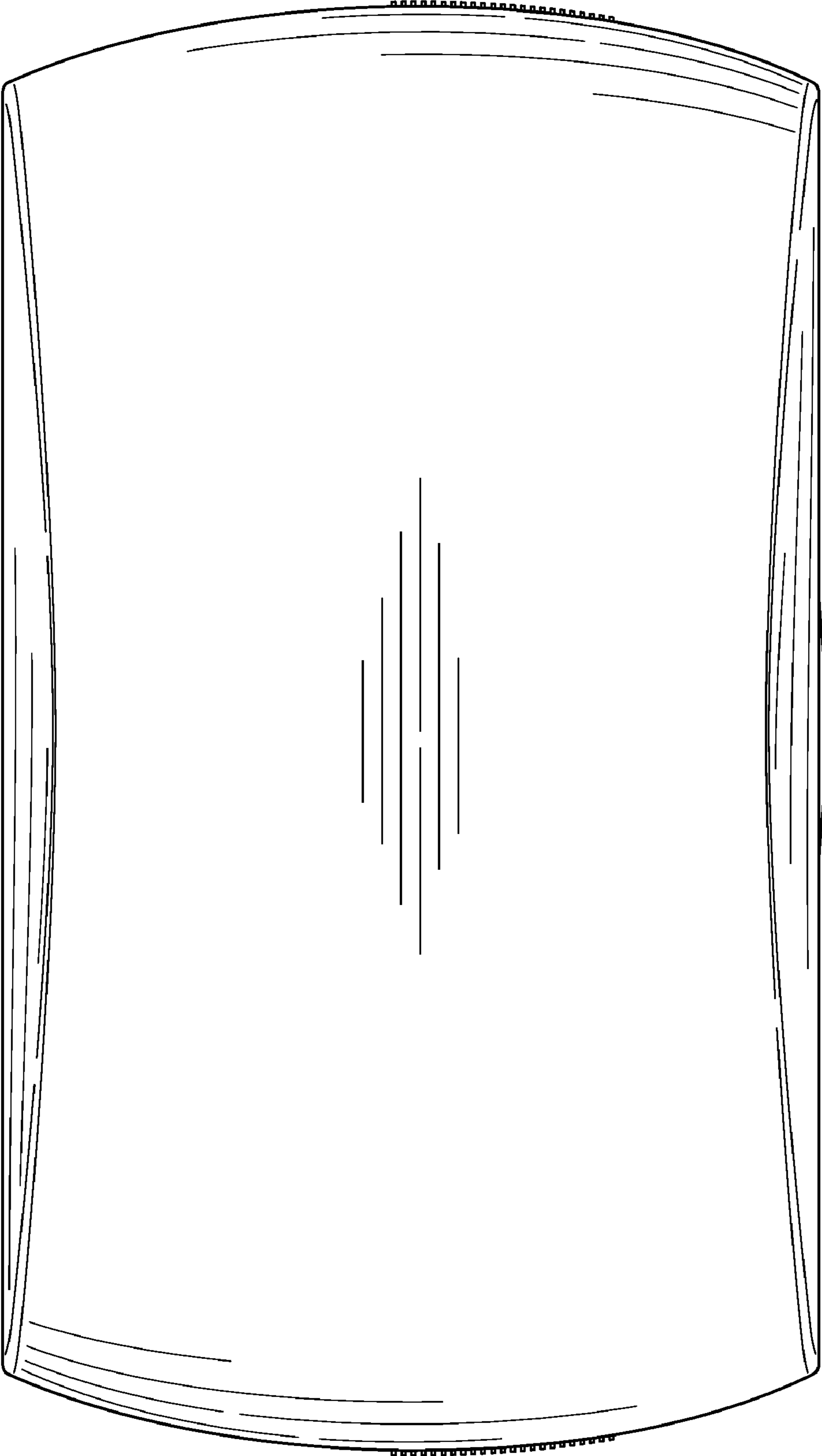


FIG. 1

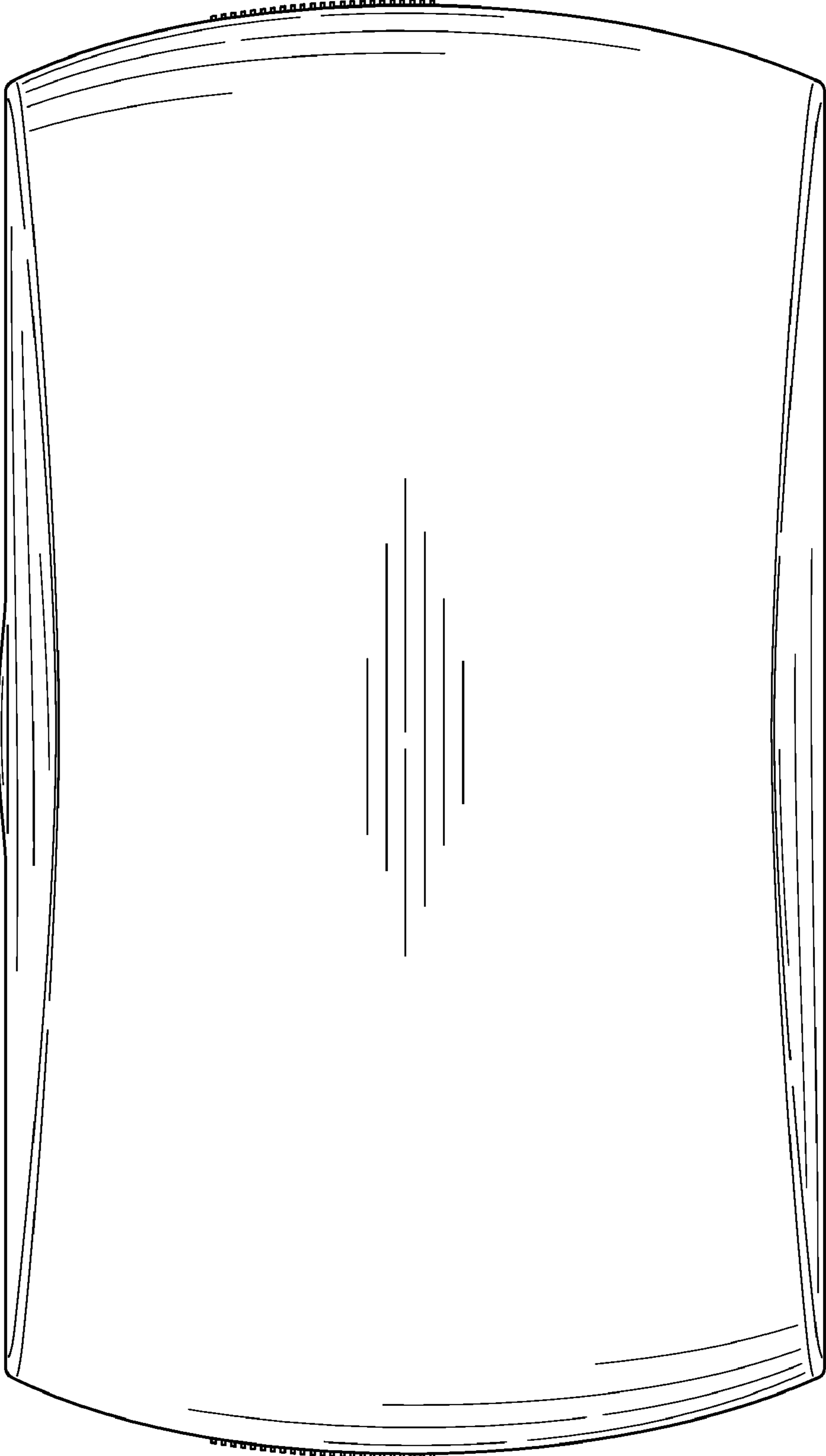


FIG. 2

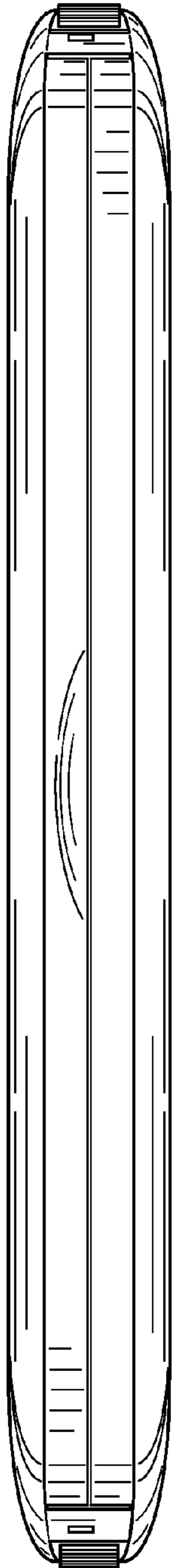


FIG. 3

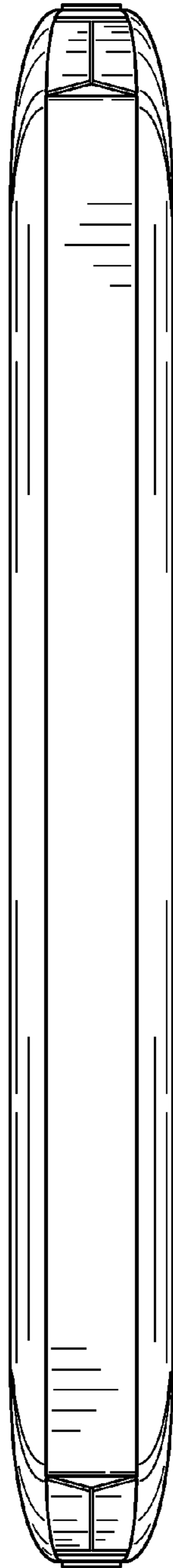


FIG. 4

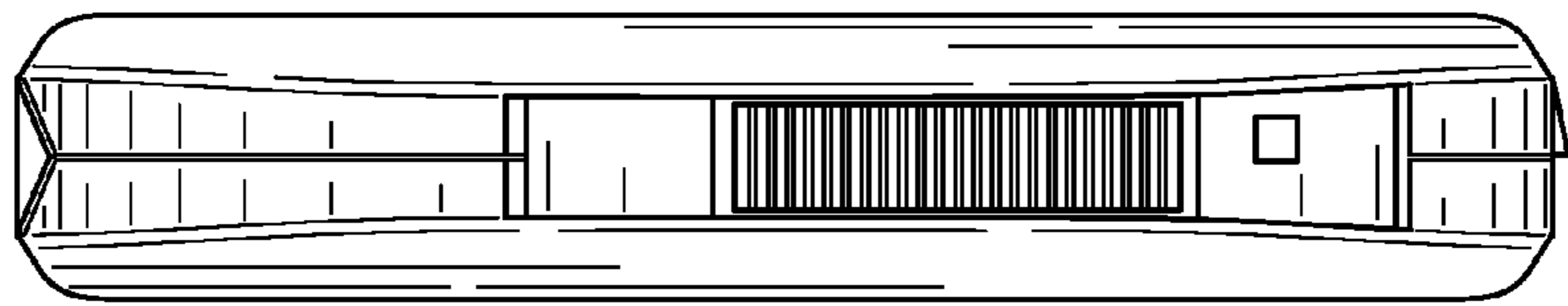


FIG. 5

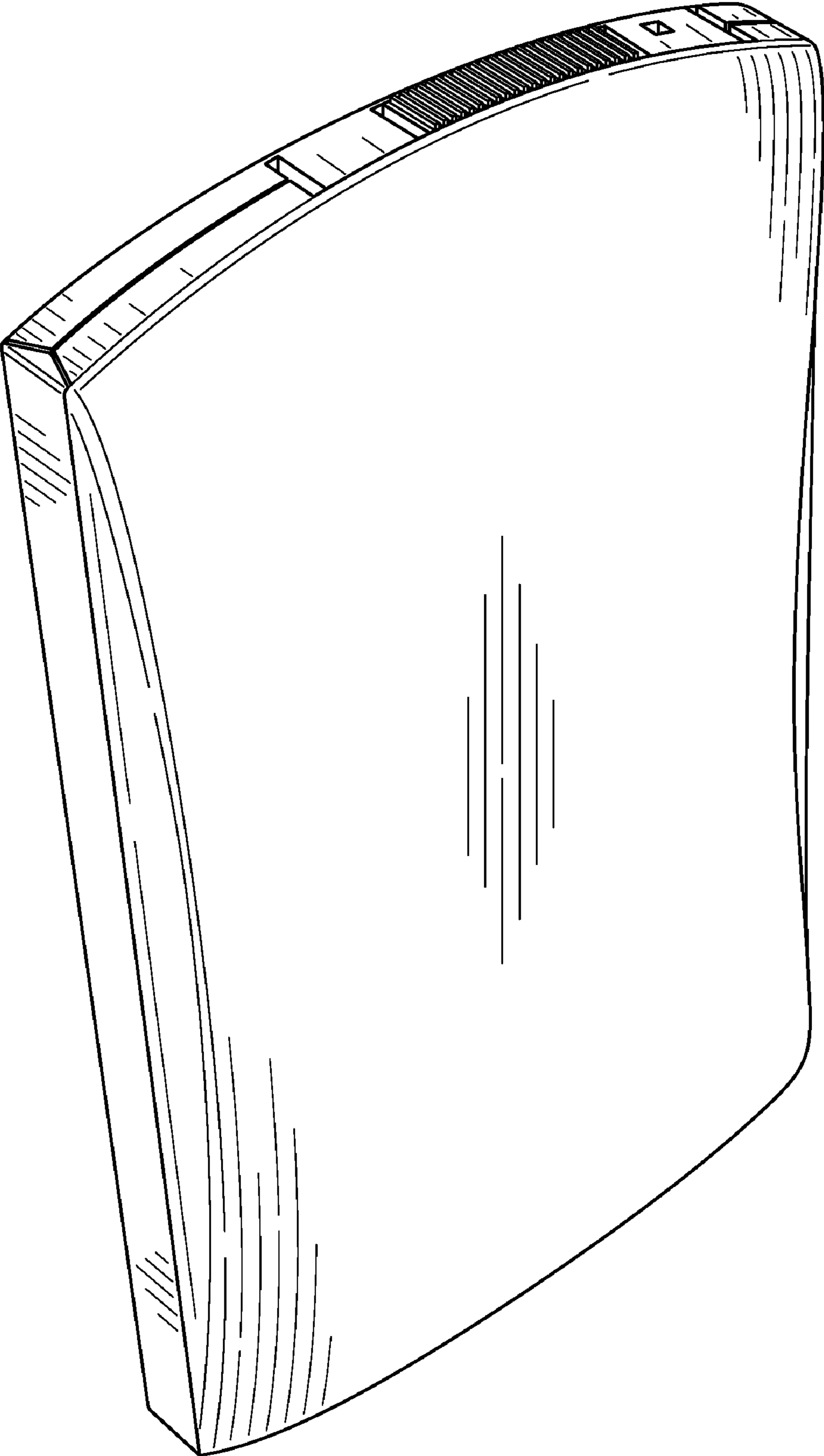


FIG. 6

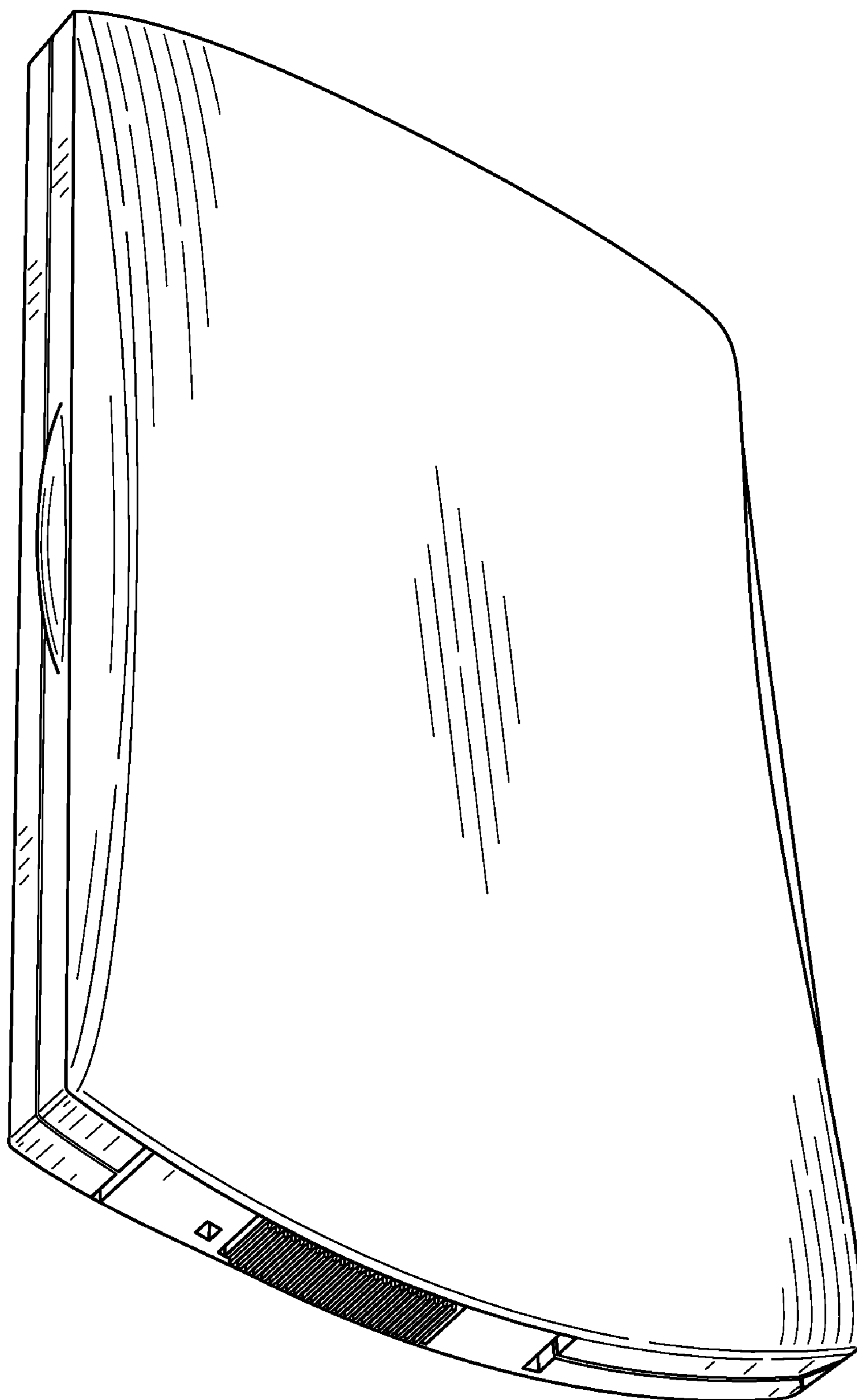


FIG. 7