



US00D623048S

(12) **United States Design Patent**
Moy

(10) **Patent No.:** **US D623,048 S**

(45) **Date of Patent:** **** Sep. 7, 2010**

(54) **TOWEL CLIP**

7,249,728 B2 * 7/2007 Williamson 242/566
D597,827 S * 8/2009 Brassard D8/395

(76) **Inventor:** **Carey Moy**, 2446 Enfield Grove Dr., San Antonio, TX (US) 78231

FOREIGN PATENT DOCUMENTS

(**) **Term:** **14 Years**

GB 2 362 918 A 5/2001

(21) **Appl. No.:** **29/312,268**

OTHER PUBLICATIONS

(22) **Filed:** **Oct. 10, 2008**

U.S. Appl. No. 10/000,360, filed Jun. 5, 2003, Alfred B. Levesque.
U.S. Appl. No. 10/897,776, filed Mar. 31, 2005, William B. Brogdon.
U.S. Appl. No. 10/174,927, filed Mar. 27, 2003, William B. Brogdon.

(51) **LOC (9) Cl.** **08-08**

* cited by examiner

(52) **U.S. Cl.** **D8/395**

Primary Examiner—T. Chase Nelson

(58) **Field of Classification Search** D8/354,
D8/356, 371, 394–396; D19/65, 86; D24/128;
248/74.2, 215, 227.1, 49, 300, 301, 316.7,
248/51, 489; 24/570, 3.12; D32/61; D11/78.1
See application file for complete search history.

Assistant Examiner—John Windmuller

(74) *Attorney, Agent, or Firm*—Gunn, Lee & Cave, P.C.; John C. Cave

(56) **References Cited**

(57) **CLAIM**

U.S. PATENT DOCUMENTS

The ornamental design for a towel clip, as shown and described.

D28,539 S *	5/1898	Ambler et al.	D8/395
784,084 A *	3/1905	Truxell	425/63
803,464 A *	10/1905	Beck	24/339
2,470,811 A	5/1949	Engleman		
D267,810 S *	2/1983	Orsos	D20/43
D273,272 S *	4/1984	Roeser	D8/367
D298,711 S	11/1988	Lowance		
4,901,962 A *	2/1990	Greer	248/218.3
D315,675 S	3/1991	Kennedy		
5,082,225 A *	1/1992	Nespoli	248/231.81
D447,936 S *	9/2001	Kacines	D8/394
D453,294 S *	2/2002	Bitzer	D8/395
6,405,415 B1	6/2002	Meeks		
6,457,218 B1	10/2002	Lawrence		

DESCRIPTION

FIG. 1 is a perspective view of a towel clip showing my new design;

FIG. 2 is a front view thereof;

FIG. 3 is a rear view thereof;

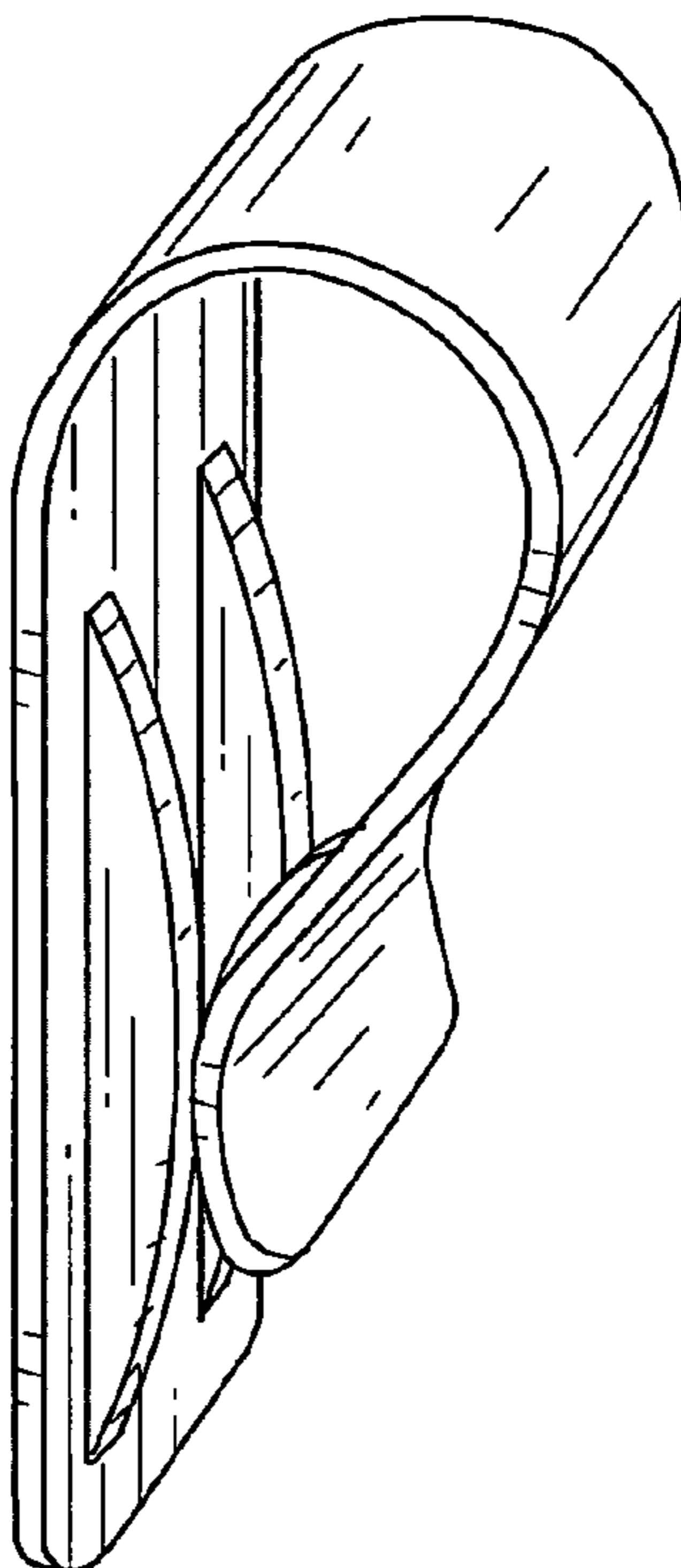
FIG. 4 is a left side view thereof;

FIG. 5 is a top view thereof;

FIG. 6 is a right side view thereof; and,

FIG. 7 is a bottom view thereof.

1 Claim, 1 Drawing Sheet



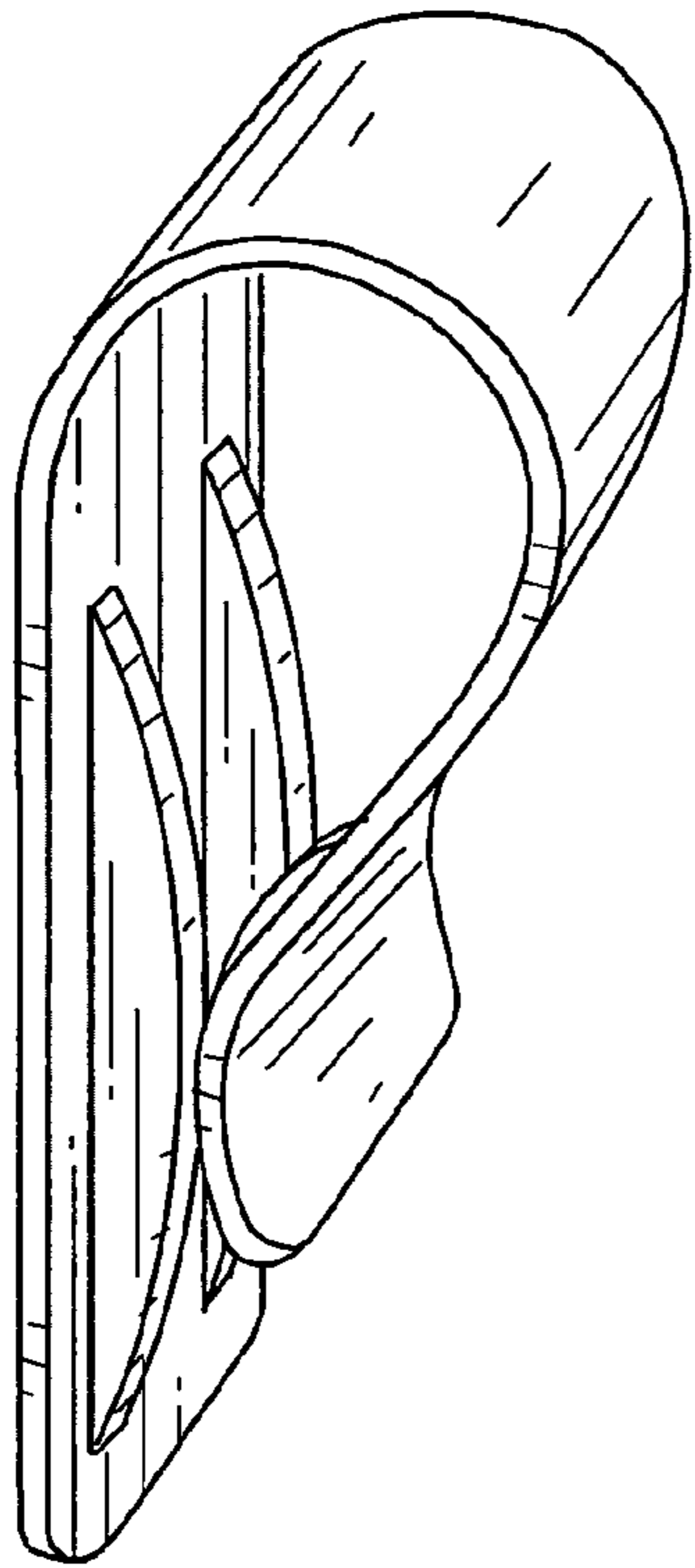


Fig. 1

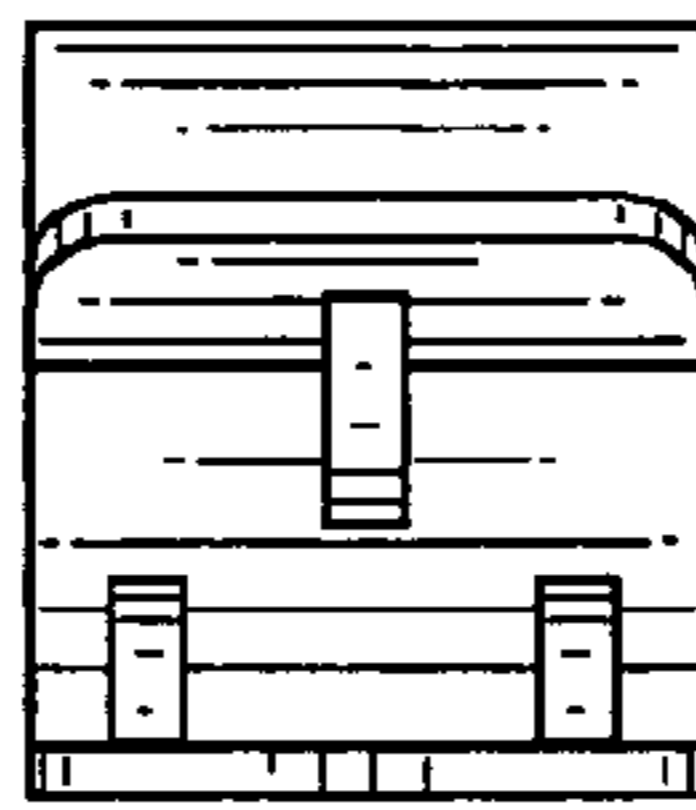


Fig. 2

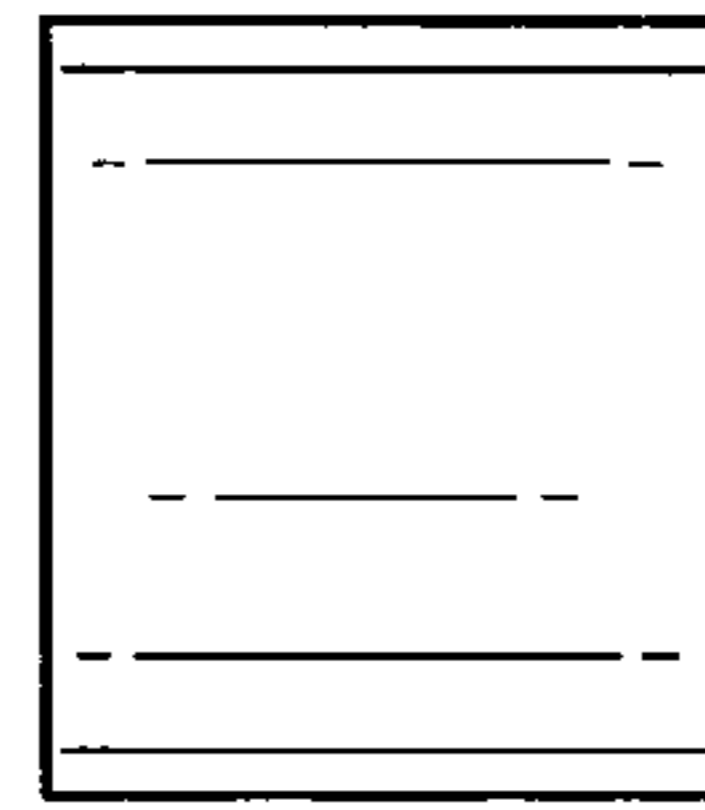


Fig. 3

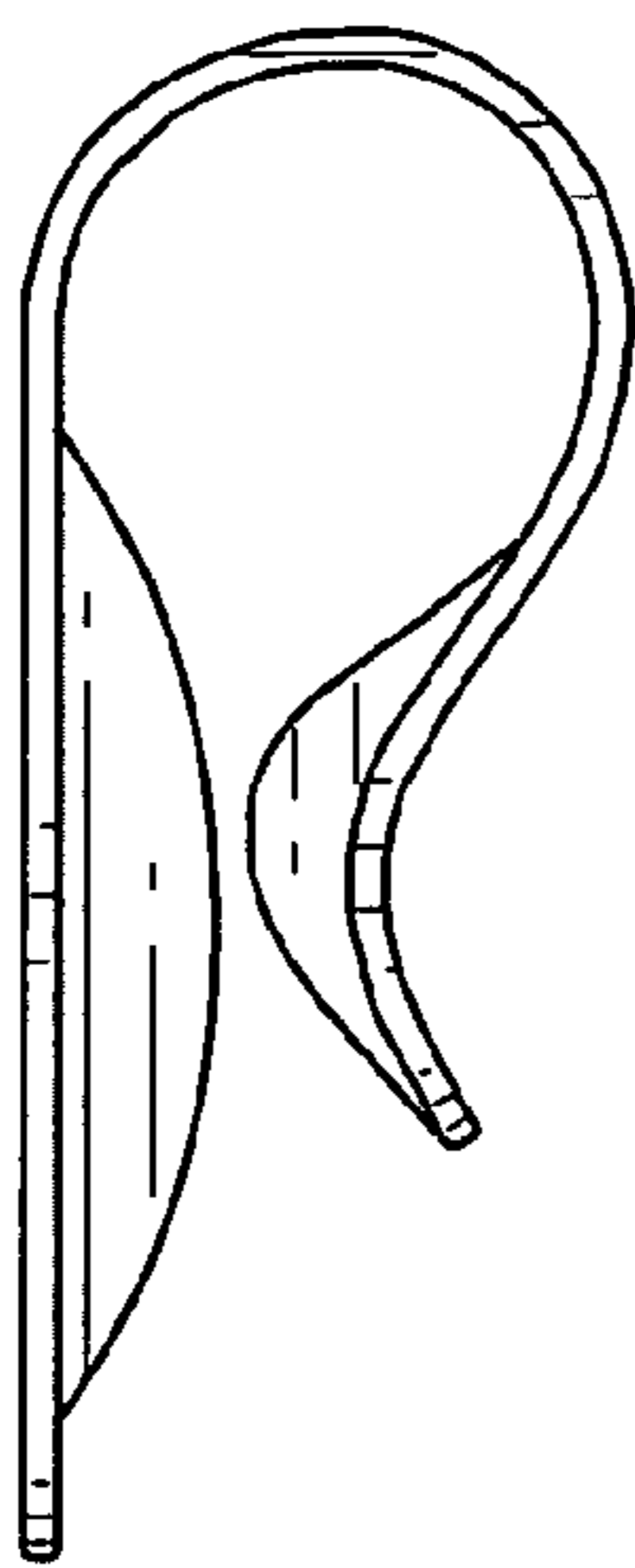


Fig. 4

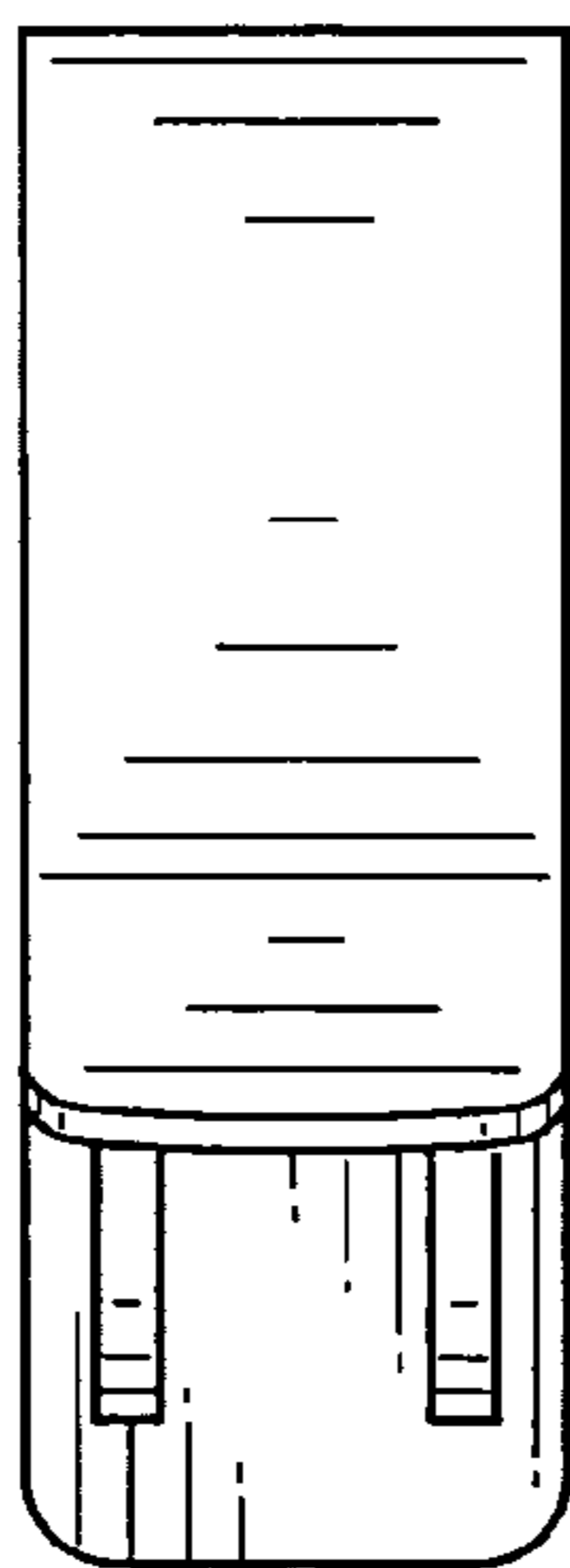


Fig. 5

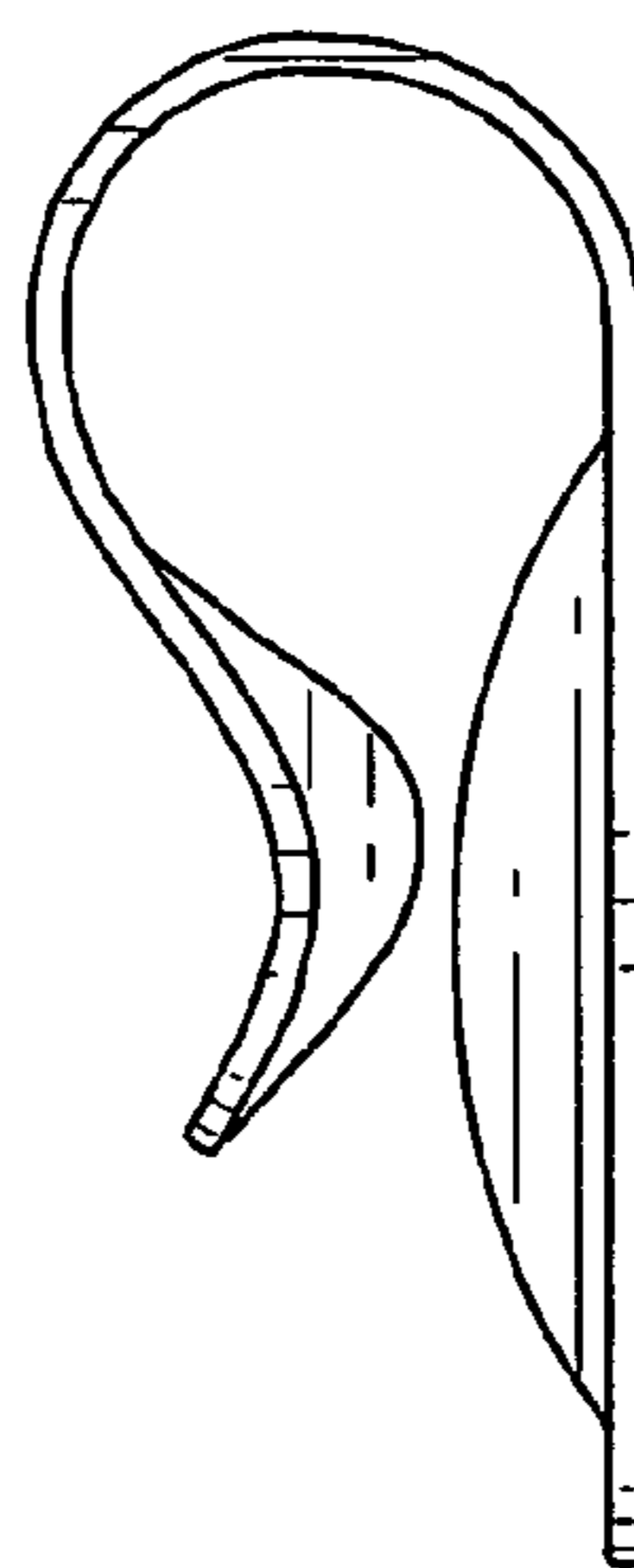


Fig. 6

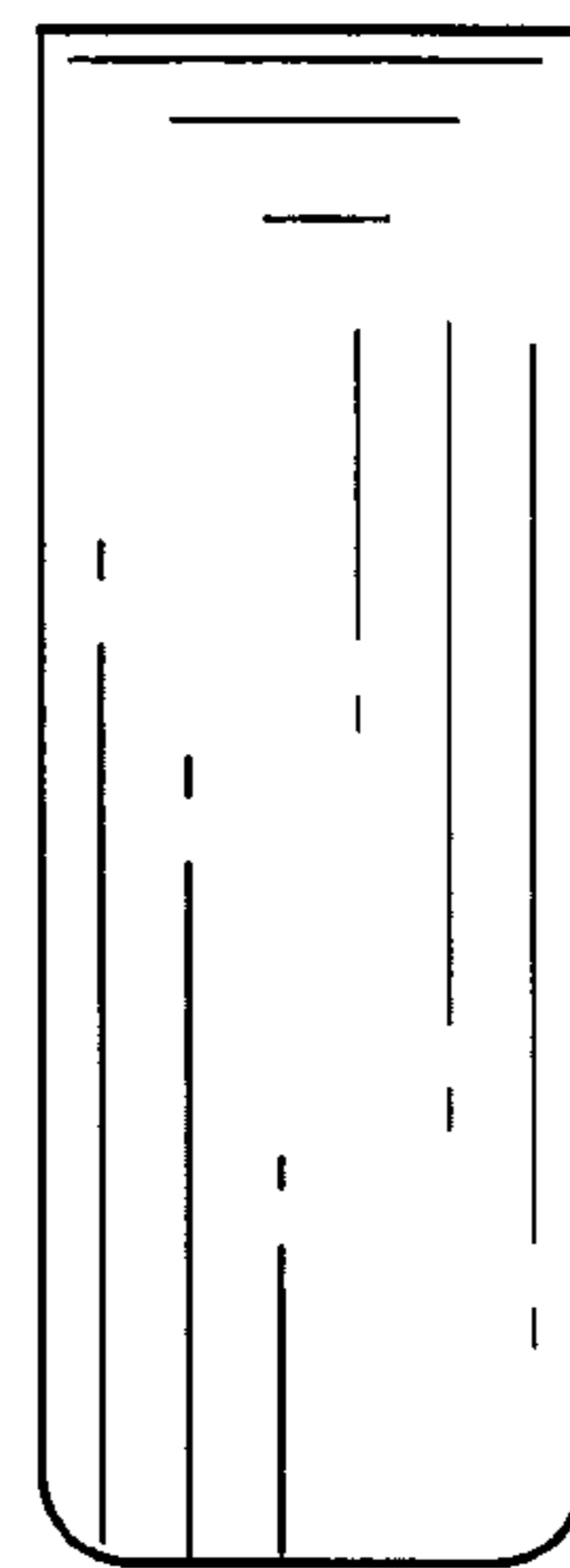


Fig. 7