



US00D623026S

(12) **United States Design Patent**
Gerlach

(10) **Patent No.:** **US D623,026 S**
(45) **Date of Patent:** **** Sep. 7, 2010**

(54) **KNIFE**
(75) Inventor: **Thomas Gerlach**, Motzingen (DE)
(73) Assignee: **FISLER GmbH**, Idar-Oberstein (DE)
(**) Term: **14 Years**
(21) Appl. No.: **29/331,272**
(22) Filed: **Jan. 22, 2009**

(30) **Foreign Application Priority Data**
Jul. 23, 2008 (EP) 000975826
Nov. 26, 2008 (EP) 001046593

(51) **LOC (9) Cl.** **07-03**
(52) **U.S. Cl.** **D7/649**
(58) **Field of Classification Search** D7/393,
D7/395, 401.2, 642-653, 662-664, 688, 695-696;
D8/98-100, 107; D22/118; 30/123.5-123.7,
30/124-125, 128, 142-143, 147-149, 304,
30/316, 340-346, 353, 355, 394
See application file for complete search history.

(56) **References Cited**
U.S. PATENT DOCUMENTS
D215,996 S * 11/1969 Weeber D7/649
5,791,055 A * 8/1998 Mangol 30/340
D424,886 S * 5/2000 Fierus D7/649
D458,511 S * 6/2002 Rorke D7/395

D473,430 S * 4/2003 Fedor et al. D7/649
D587,963 S * 3/2009 Elsener D7/395

OTHER PUBLICATIONS

U.S. Appl. No. 29/331,273, filed Jan. 22, 2009, Gerlach.
U.S. Appl. No. 29/331,274, filed Jan. 22, 2009, Gerlach.
Thomas Gerlach, U.S. PTO Notice of Allowance, U.S. Appl. No. 29/331,274, dated Mar. 23, 2010, 11 pgs.
Thomas Gerlach, U.S. PTO Notice of Allowance, U.S. Appl. No. 29/331,273, dated Mar. 23, 2010, 11 pgs.

* cited by examiner

Primary Examiner—Caron Veynar
Assistant Examiner—Ricky Pham
(74) *Attorney, Agent, or Firm*—Foley & Lardner LLP

(57) **CLAIM**

I claim the ornamental design for a knife, as shown and described.

DESCRIPTION

FIG. 1 is a front view of a knife according to my new design;
FIG. 2 is a top view of the knife shown in FIG. 1;
FIG. 3 is a bottom view of the knife shown in FIG. 1;
FIG. 4 is a left side view of the knife shown in FIG. 1;
FIG. 5 is a right side view of the knife shown in FIG. 1; and,
FIG. 6 is a rear view of the knife shown in FIG. 1.

Solid black shading has been used in the drawings to indicate the color black.

1 Claim, 2 Drawing Sheets



Fig. 1




Fig. 2

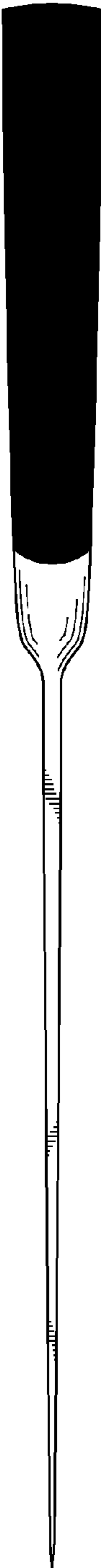


Fig. 3

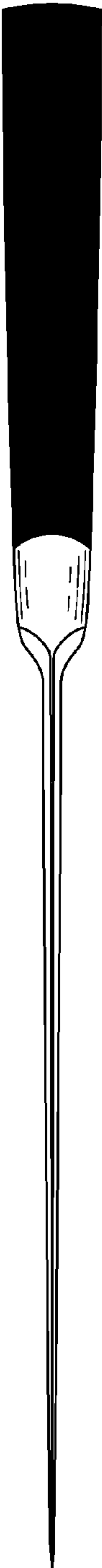


Fig. 5

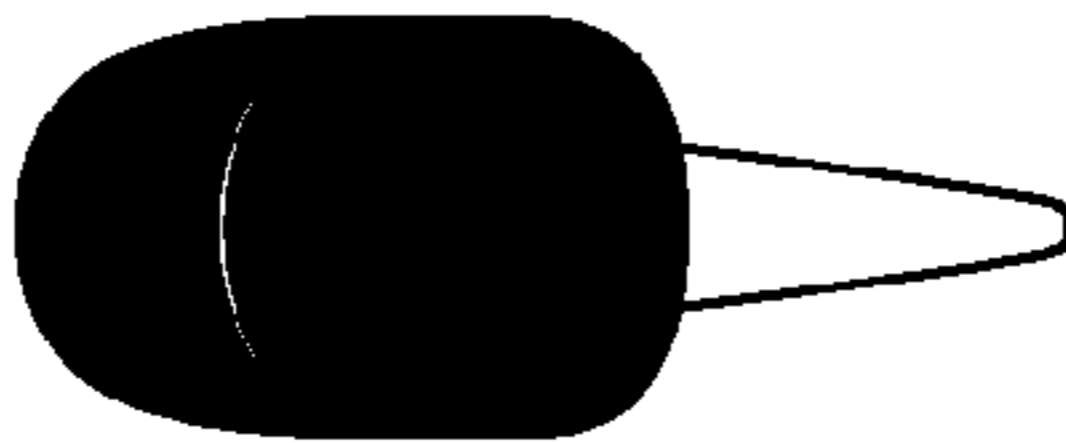


Fig. 4

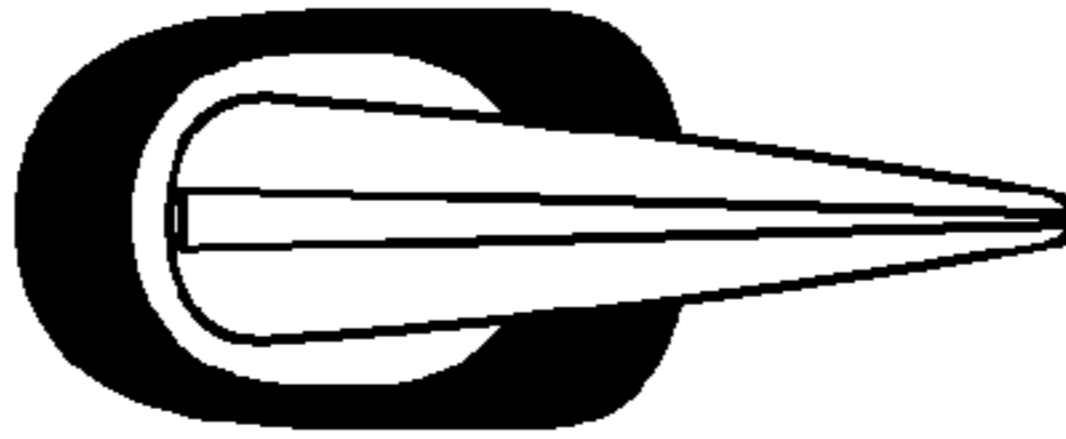


Fig. 6

