



US00D623021S

(12) **United States Design Patent**  
**De Bretton Gordon**

(10) **Patent No.:** **US D623,021 S**

(45) **Date of Patent:** **\*\* Sep. 7, 2010**

(54) **CHILD'S PLATE**

(75) **Inventor:** **Iain Paul De Bretton Gordon,**  
Shipston-on-Stour (GB)

(73) **Assignee:** **Robert Welch Designs Limited,**  
Chipping Campden (GB)

(\*\*) **Term:** **14 Years**

(21) **Appl. No.:** **29/353,549**

(22) **Filed:** **Jan. 11, 2010**

(51) **LOC (9) Cl.** ..... **07-01**

(52) **U.S. Cl.** ..... **D7/555; D7/556**

(58) **Field of Classification Search** ..... **D7/555-557,**  
**D7/553.6, 501, 598, 701, 590, 566, 567, 584,**  
**D7/553.1, 564, 571; D9/424; D11/164,**  
**D11/152; D6/403, 469; D19/77, 85; 220/23.8,**  
**220/575, 501; 211/77, 129.1, 131.1; 101/407.1;**  
**108/94; 206/214**

See application file for complete search history.

(56) **References Cited**

**U.S. PATENT DOCUMENTS**

D9,661 S \* 12/1876 Heuacker ..... D7/555  
1,100,298 A \* 6/1914 Haas ..... 220/575  
D52,278 S \* 8/1918 Kraus ..... D7/555  
D89,791 S \* 5/1933 Pittman ..... D7/555  
D150,666 S \* 8/1948 Zachary ..... D7/555  
D161,165 S \* 12/1950 Dickenson, Jr. .... D7/555

D178,156 S \* 6/1956 Stringa ..... D7/555  
D184,888 S \* 4/1959 Pickett ..... D7/555  
4,989,742 A \* 2/1991 Powell ..... 220/23.4  
D390,419 S \* 2/1998 Perlmutter et al. .... D7/555  
D468,589 S \* 1/2003 Bulcher et al. .... D7/553.1  
D562,078 S \* 2/2008 Herssein ..... D7/555  
D578,353 S \* 10/2008 LaMasney ..... D7/553.6

\* cited by examiner

*Primary Examiner*—Robert M Spear

*Assistant Examiner*—Cynthia Underwood

(74) *Attorney, Agent, or Firm*—MacMillan, Sobanski & Todd, LLC

(57) **CLAIM**

The ornamental design for a child's plate, as shown and described.

**DESCRIPTION**

FIG. 1 is a perspective view of a child's plate showing my new design;

FIG. 2 is a top plan view thereof;

FIG. 3 is a bottom view thereof;

FIG. 4 is a lower edge view thereof;

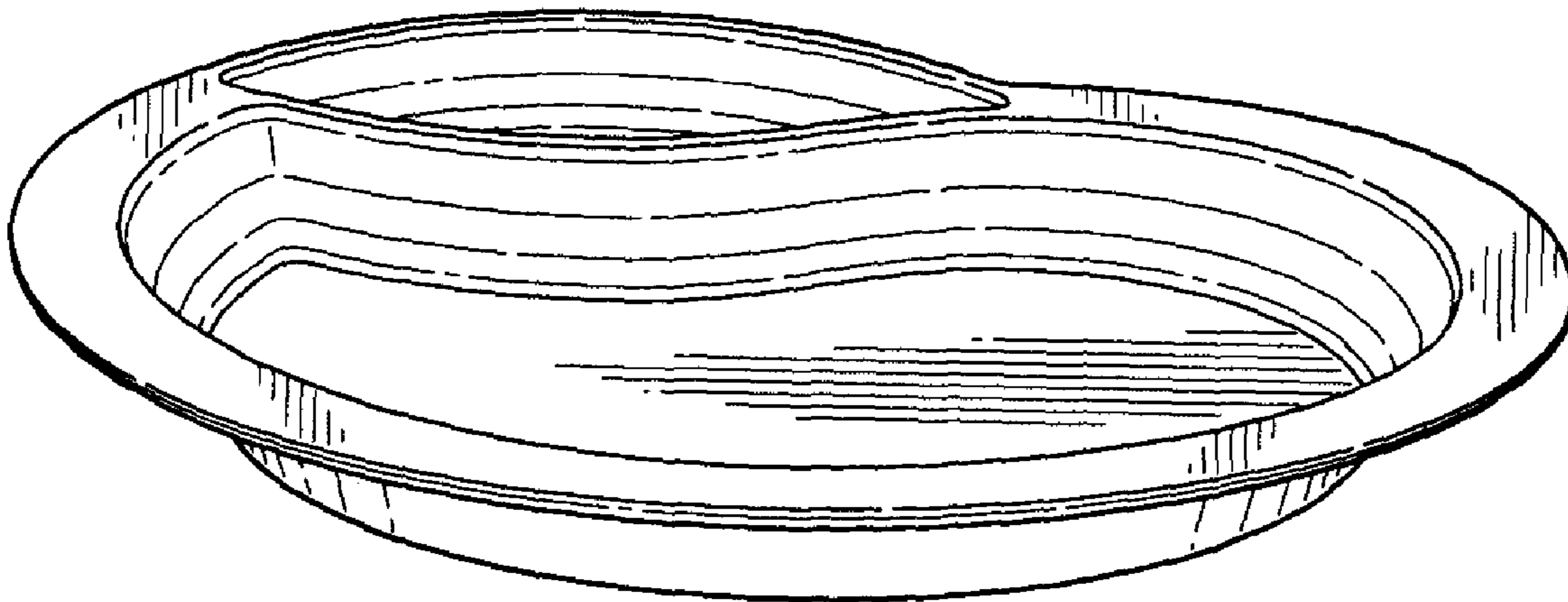
FIG. 5 is an upper view thereof;

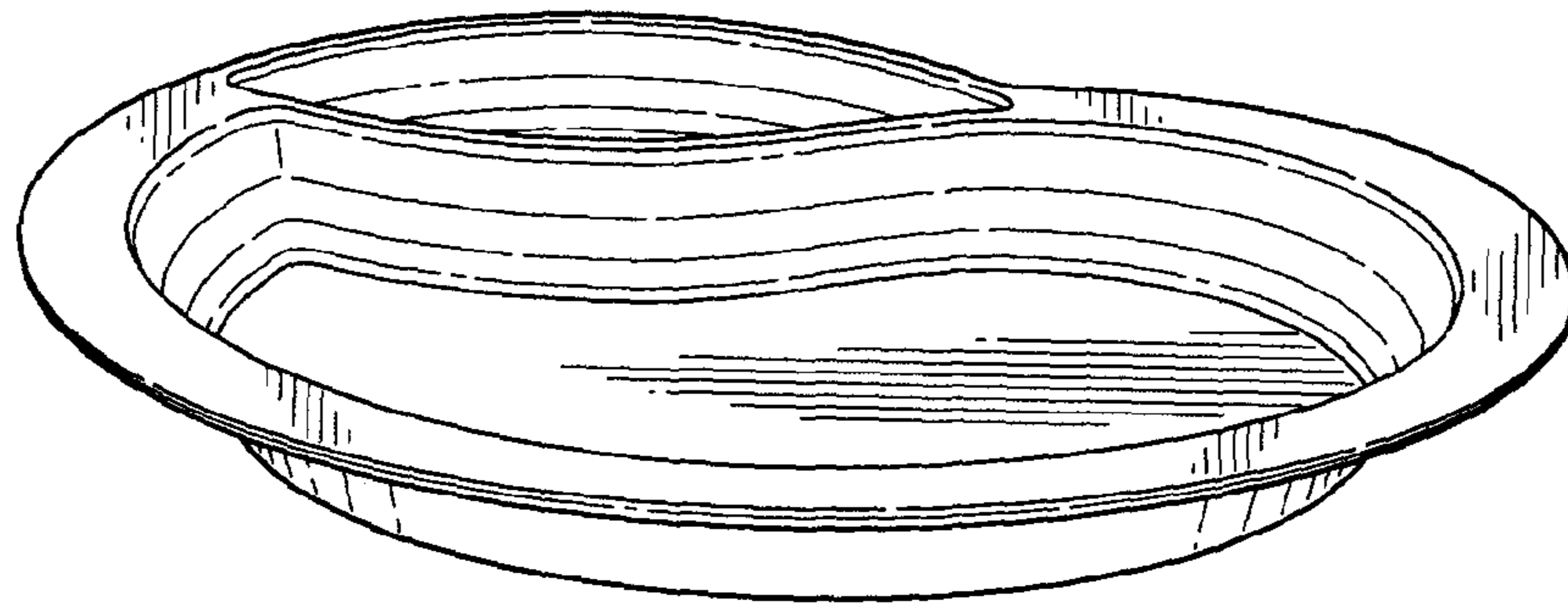
FIG. 6 is a left edge view thereof; and,

FIG. 7 is a right edge view thereof.

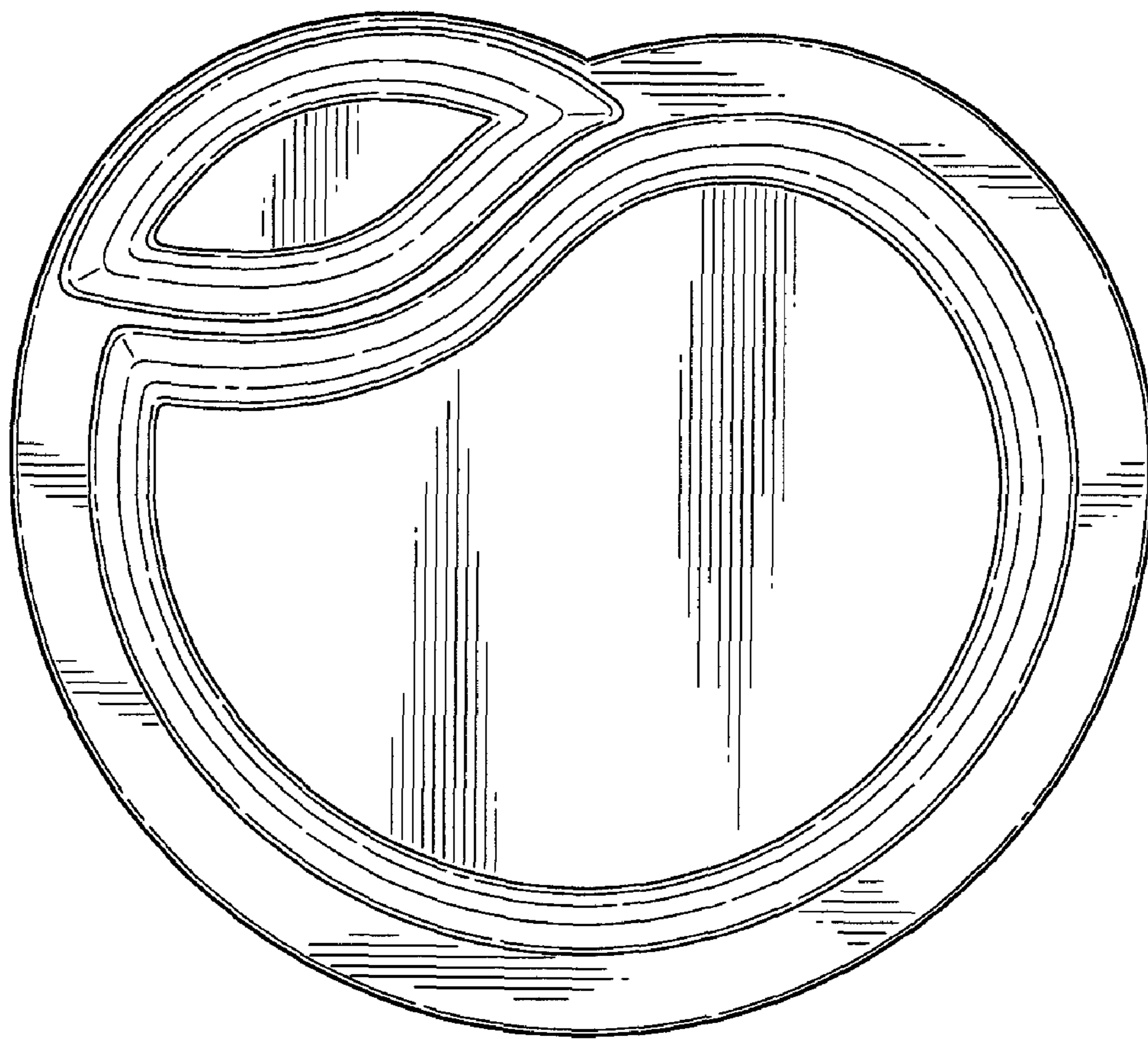
The broken lines represent the boundaries of the claim.

**1 Claim, 5 Drawing Sheets**

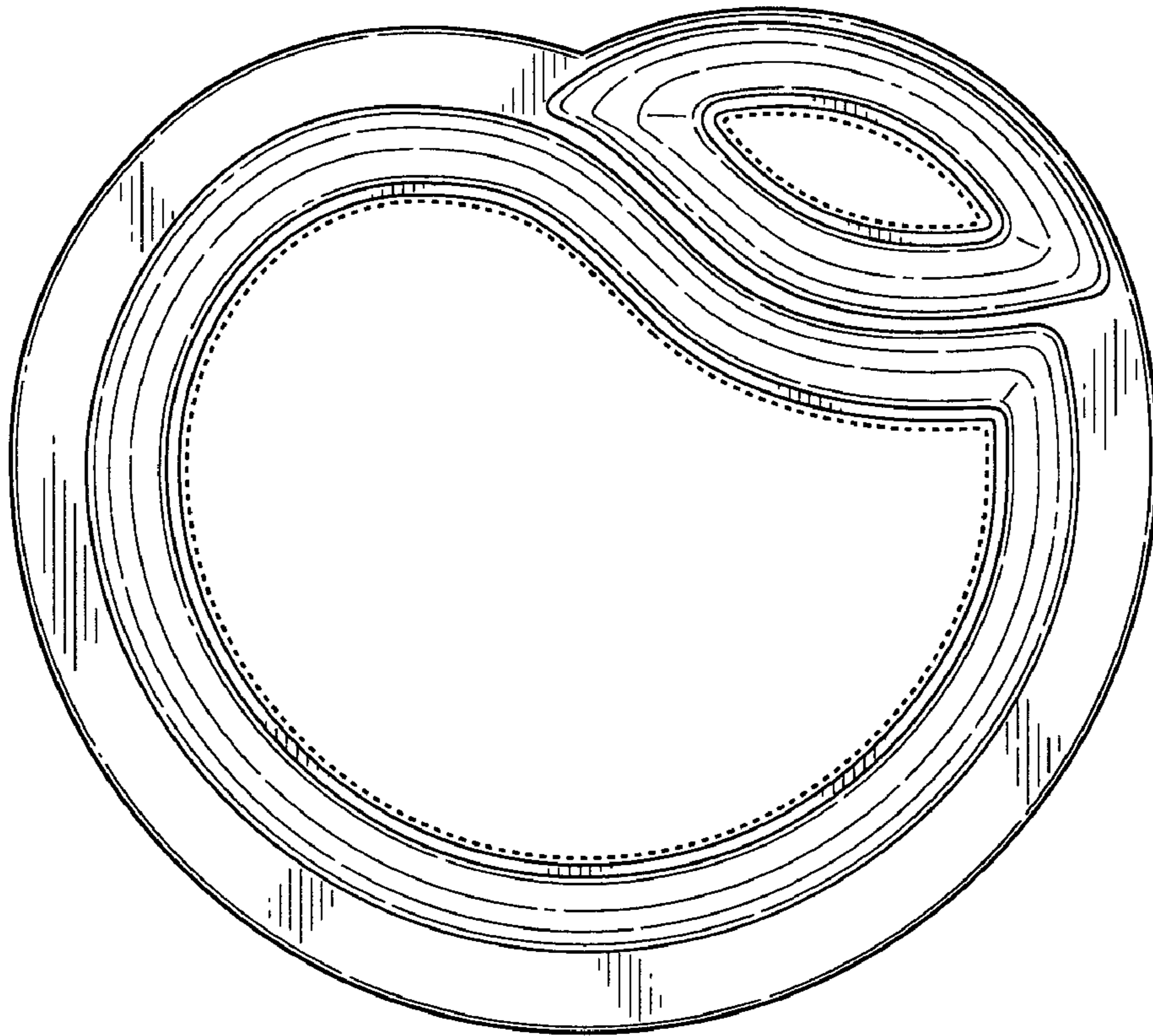





**FIG. 1**



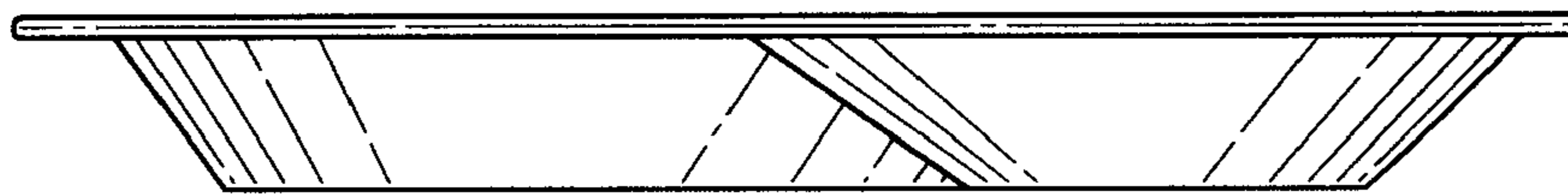
**FIG. 2**



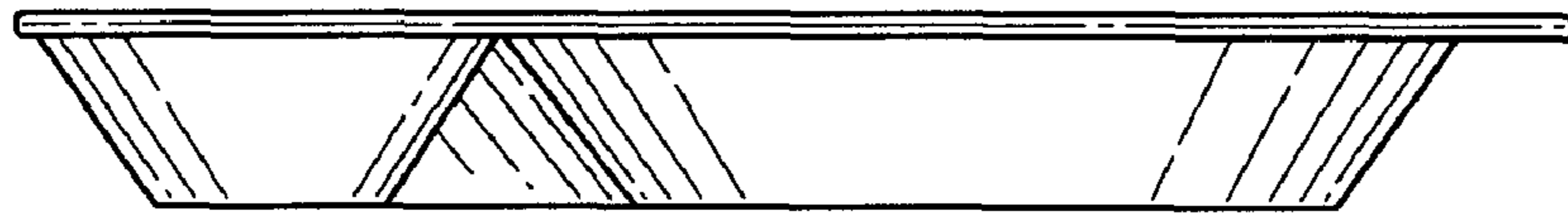
**FIG. 3**




**FIG. 4**



**FIG. 5**



**FIG. 6**



**FIG. 7**