



US00D623007S

(12) **United States Design Patent**  
**Alden et al.**

(10) **Patent No.:** **US D623,007 S**  
(45) **Date of Patent:** **\*\* Sep. 7, 2010**

(54) **WOK INSERT**

(75) Inventors: **Jay Alden**, Palatine, IL (US); **Erick Schlosser**, Barrington, IL (US); **Charles Choi**, Chicago, IL (US); **Daniel S. Choi**, Vernon Hills, IL (US)

(73) Assignee: **Weber-Stephen Products Co.**, Palatine, IL (US)

(\*\*) Term: **14 Years**

(21) Appl. No.: **29/345,203**

(22) Filed: **Oct. 12, 2009**

(51) **LOC (9) Cl.** ..... **07-02**

(52) **U.S. Cl.** ..... **D7/354; D7/409**

(58) **Field of Classification Search** ..... D7/323,  
D7/332, 334, 338, 352-363, 393-395, 402,  
D7/407-410, 456, 688; 99/324-325, 339-341,  
99/349, 396, 400-402, 422, 425-426, 444-447,  
99/449-450; 126/1 R, 9 A, 9 B, 25 A, 25 R,  
126/39 N, 39 K, 41 R, 332, 390.1; 220/377,  
220/573.1-573.3, 752-753, 755-759, 912  
See application file for complete search history.

(56) **References Cited**

**U.S. PATENT DOCUMENTS**

- D187,681 S \* 4/1960 Chinn et al. .... D7/360
- D225,433 S \* 12/1972 Rosenlund ..... D7/360
- D230,389 S \* 2/1974 Reiss ..... D7/356
- D274,401 S \* 6/1984 Fournier ..... D7/360
- D276,493 S \* 11/1984 Cesaroni ..... D7/355

- D276,689 S \* 12/1984 Spoeth, Jr. .... D7/355
- 5,490,452 A 2/1996 Schlosser et al.
- D436,287 S \* 1/2001 Choi ..... D7/360

**OTHER PUBLICATIONS**

Performer Owner's Guide # 78763, published by Weber-Stephen Products Co., Feb. 13, 2008.

\* cited by examiner

*Primary Examiner*—Caron Veynar

*Assistant Examiner*—Ricky Pham

(74) *Attorney, Agent, or Firm*—David I. Roche; Baker & McKenzie

(57) **CLAIM**

The ornamental design for a wok insert, as shown and described.

**DESCRIPTION**

FIG. 1 is a perspective view of a wok insert for a cooking assembly;

FIG. 2 is a second perspective view thereof;

FIG. 3 is a top view thereof;

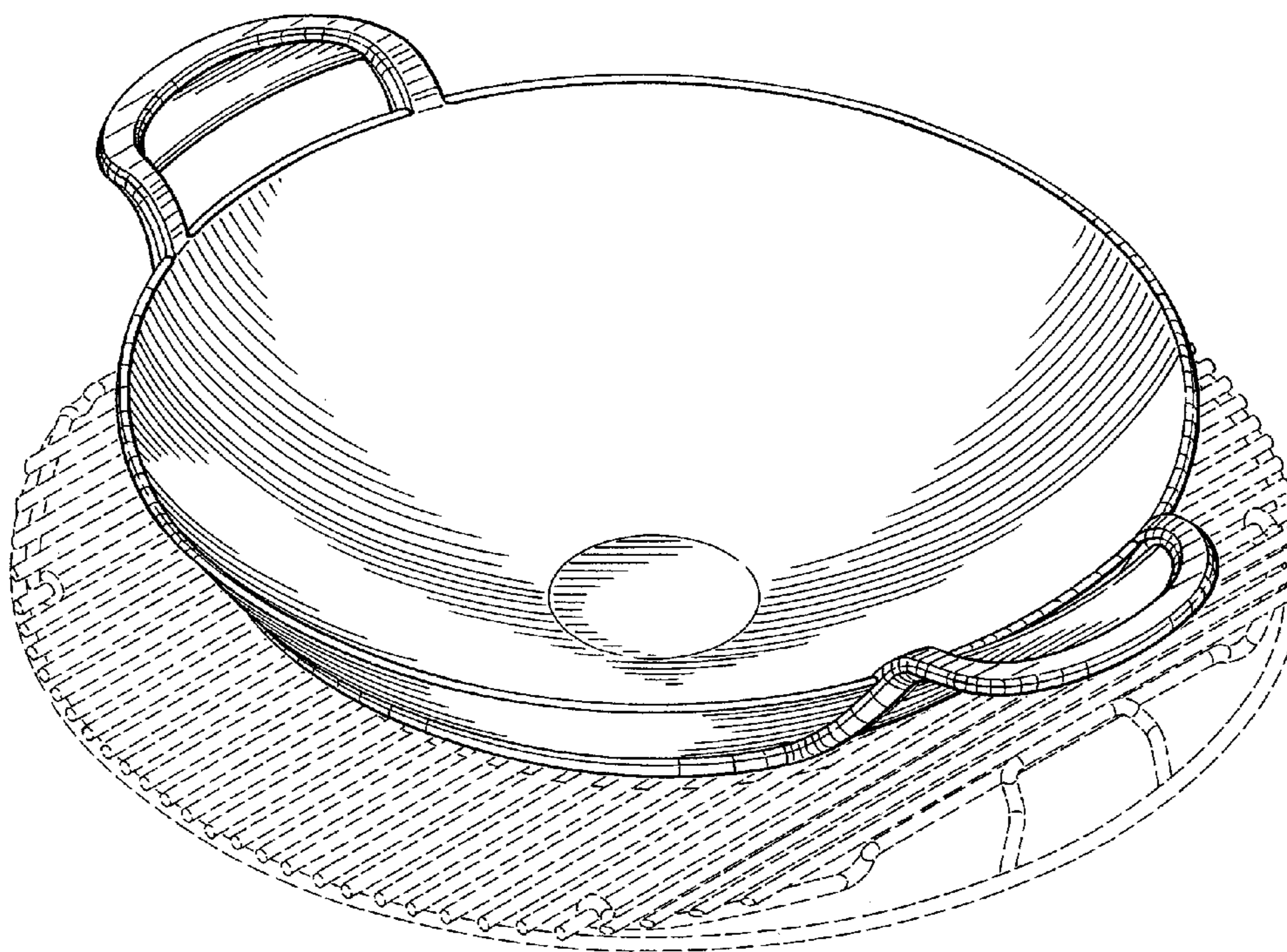
FIG. 4 is front view thereof, the rear view being a mirror image thereof;

FIG. 5 is a right side view thereof, the left side being a mirror image thereof; and,

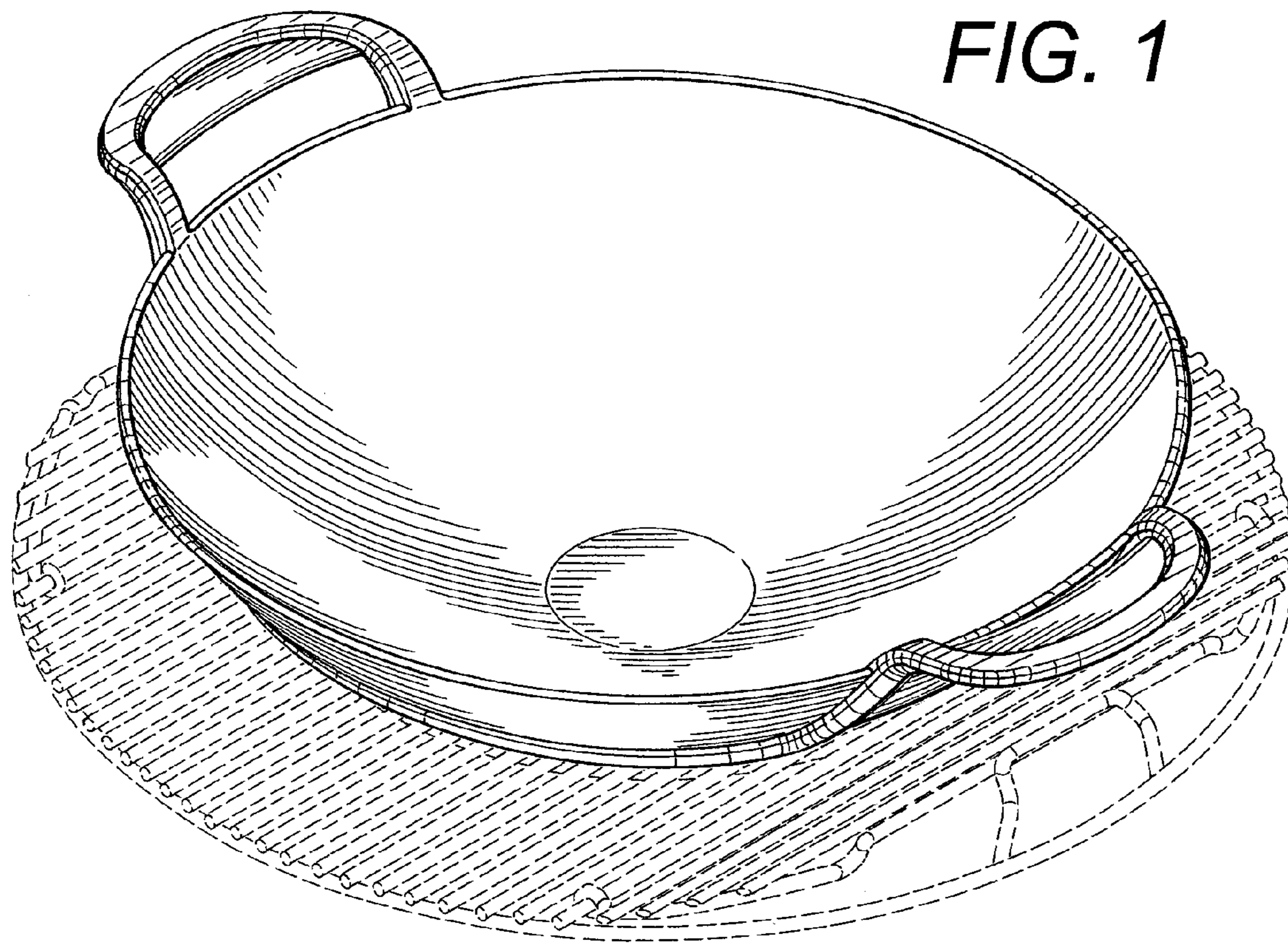
FIG. 6 is a bottom view thereof.

The details shown in broken lines form no part of the claimed design.

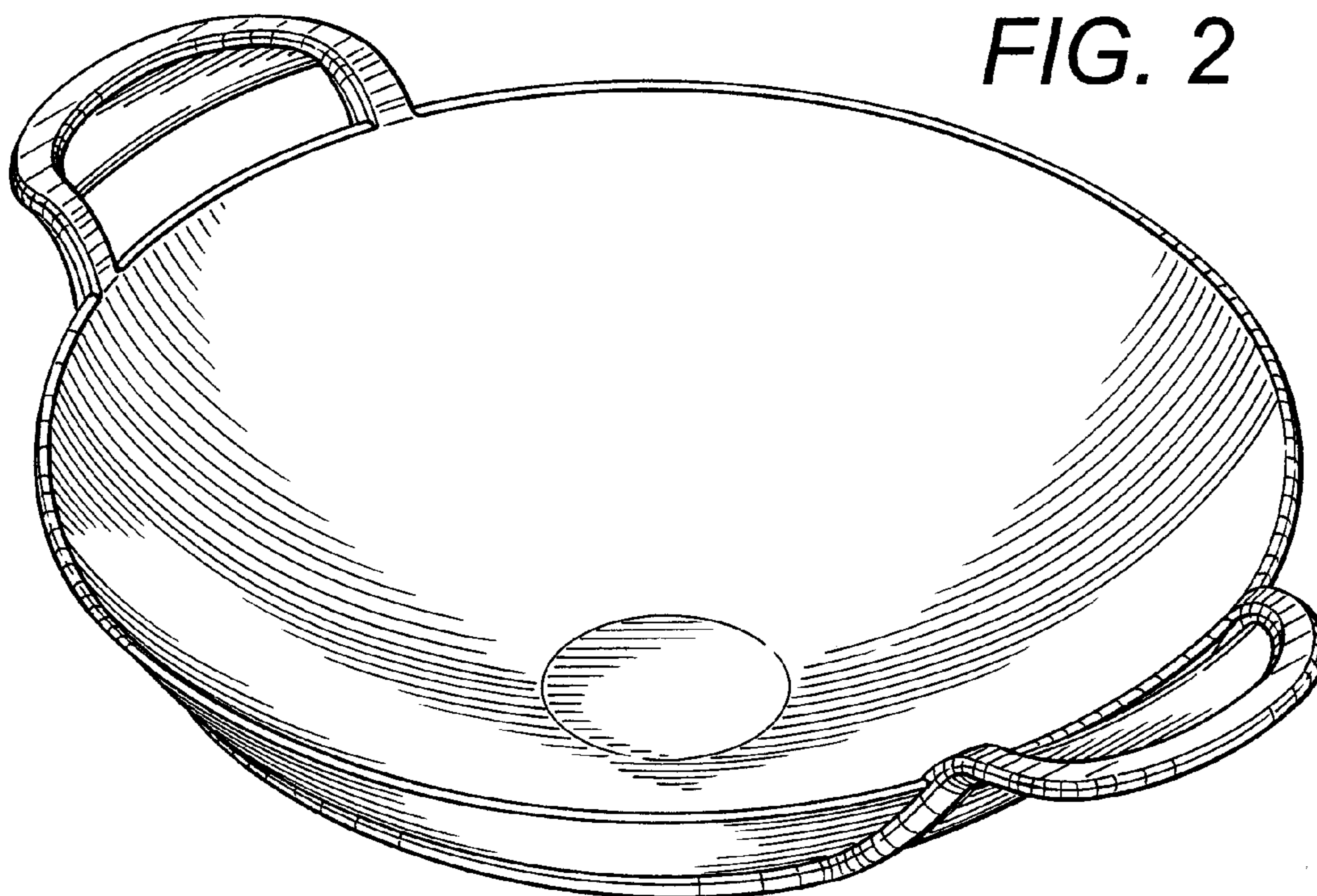
**1 Claim, 4 Drawing Sheets**



**FIG. 1**



**FIG. 2**



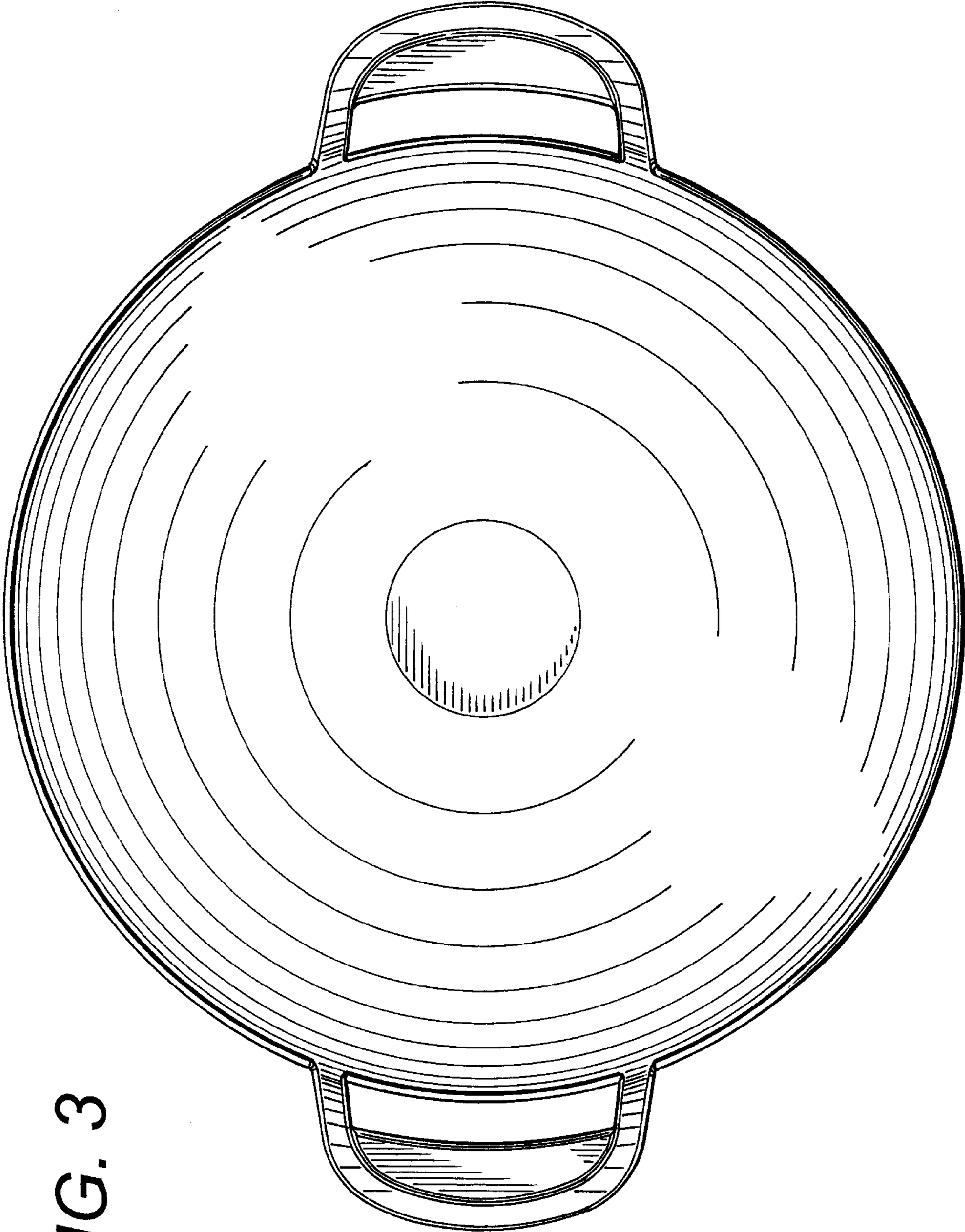


FIG. 3

FIG. 4

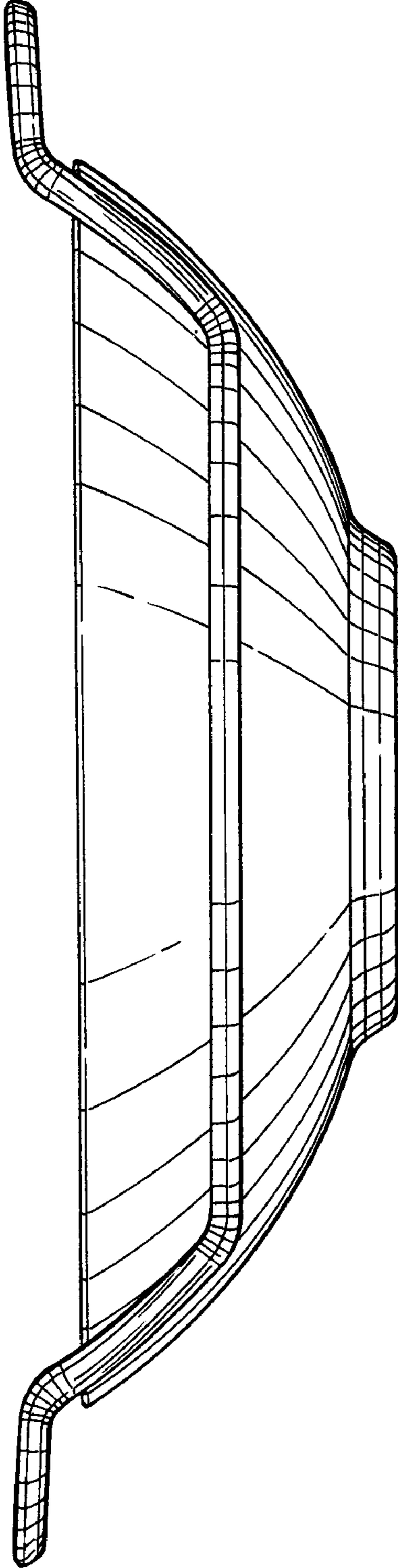
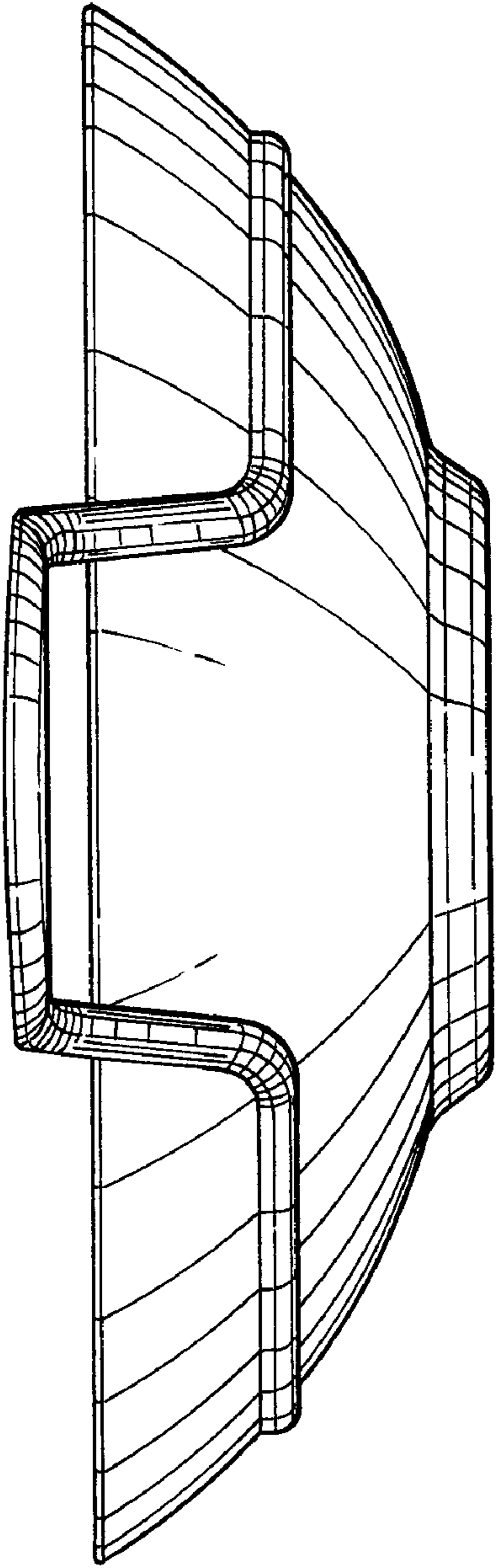


FIG. 5



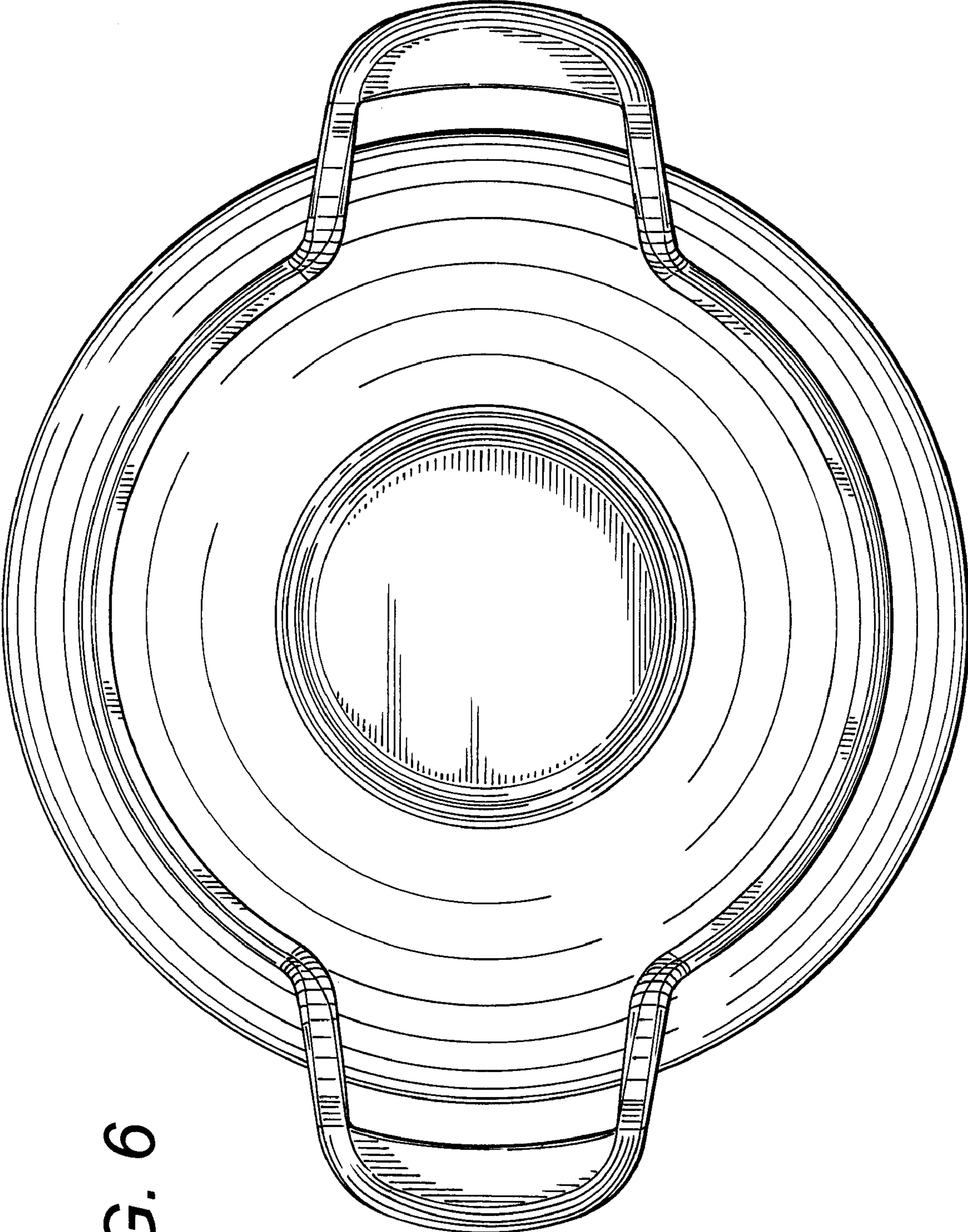


FIG. 6