



US00D622974S

(12) **United States Design Patent**
Igarashi

(10) **Patent No.:** **US D622,974 S**

(45) **Date of Patent:** **** Sep. 7, 2010**

(54) **CHAIR**

(75) Inventor: **Ryou Igarashi**, Yokohama (JP)

(73) Assignee: **Okamura Corporation**, Kanagawa (JP)

(**) Term: **14 Years**

(21) Appl. No.: **29/356,611**

(22) Filed: **Mar. 1, 2010**

(30) **Foreign Application Priority Data**

Nov. 12, 2009 (JP) 2009-026444

(51) **LOC (9) Cl.** **06-01**

(52) **U.S. Cl.** **D6/379**

(58) **Field of Classification Search** D6/334-336,
D6/366, 369, 371, 372, 373, 374, 376, 379,
D6/380, 499, 500-502; 297/239, 411.42,
297/411.43, 445.1, 446.1, 451.13, 452.13,
297/452.2, 452.29, 452.64

See application file for complete search history.

(56) **References Cited**

U.S. PATENT DOCUMENTS

D420,523 S * 2/2000 Stumpf et al. D6/372

D512,578 S * 12/2005 Igarashi D6/372

D512,579 S * 12/2005 Igarashi D6/372

D528,812 S * 9/2006 Giugiaro D6/372

D544,235 S * 6/2007 Chen D6/379

D558,477 S * 1/2008 Nardi D6/369

D586,577 S * 2/2009 Koh D6/376

D591,526 S * 5/2009 Breen D6/379

D591,527 S * 5/2009 Breen D6/379

* cited by examiner

Primary Examiner—Mimosa De

(74) *Attorney, Agent, or Firm*—Sughrue Mion, PLLC

(57) **CLAIM**

The ornamental design for a chair, as shown and described.

DESCRIPTION

FIG. 1 is a perspective view from the front side of a chair.

FIG. 2 is a perspective view from the rear side thereof.

FIG. 3 is a front elevation view thereof.



FIG. 4 is a right side elevation view thereof. A left side elevation view is omitted because it is a mirror image to the right side elevation view.

FIG. 5 is a top plan view thereof.

FIG. 6 is a rear elevation view thereof; and,

FIG. 7 is a bottom plan view thereof.

1 Claim, 7 Drawing Sheets






FIG. 1



FIG.2




FIG. 3




FIG. 4




FIG. 5




FIG. 6




FIG. 7