



US00D622967S

(12) **United States Design Patent**
Enderby

(10) **Patent No.:** **US D622,967 S**

(45) **Date of Patent:** **** *Sep. 7, 2010**

(54) **PAPER TOWEL**

(75) Inventor: **Sandra Enderby**, New Franken, WI
(US)

(73) Assignee: **Orchids Paper Products**, Pryor, OK
(US)

(*) Notice: This patent is subject to a terminal disclaimer.

(**) Term: **14 Years**

(21) Appl. No.: **29/306,417**

(22) Filed: **Apr. 9, 2008**

(51) **LOC (9) Cl.** **05-06**

(52) **U.S. Cl.** **D5/57**

(58) **Field of Classification Search** D5/1,
D5/12, 25, 26, 36, 37, 47, 52, 53, 58, 59,
D5/61, 63, 57; D6/595, 596, 602, 603, 605,
D6/617; D24/124; D25/142, 152; 5/413 AM,
5/709; 139/416, 417, 424; 156/148, 209;
428/153, 154, 156, 166, 171, 187, 542.6,
428/904.4; 264/258, 284; D26/28; 16/4;
162/123

See application file for complete search history.

(56) **References Cited**

U.S. PATENT DOCUMENTS

155,968	A	*	10/1874	Bressler	36/1
D36,356	S	*	6/1903	Bergstrom	D5/61
D99,618	S	*	5/1936	Daniels	D5/1
D110,847	S	*	8/1938	Hafner	D5/47
D120,231	S	*	4/1940	Singerman	D5/61
D125,362	S	*	2/1941	Zavell	D5/59
D131,275	S	*	2/1942	Fixler	D5/52
D134,444	S	*	11/1942	Hobden	D6/617
D154,344	S	*	6/1949	Stapler	D5/47
D209,124	S	*	10/1967	Binns	D6/617
D214,120	S	*	5/1969	Castorani	D6/617
D218,389	S	*	8/1970	Basner	D6/605
3,559,231	A	*	2/1971	Hill	16/4
D226,867	S	*	5/1973	Wassenberg	D5/12

D232,784	S	*	9/1974	Hirschl	D5/53
D363,561	S	*	10/1995	Lagaay et al.	D26/28
D384,210	S	*	9/1997	du Grosriez	D5/57
D416,393	S	*	11/1999	Enderby et al.	D5/53
D425,354	S	*	5/2000	Rogers et al.	D6/595
D442,786	S	*	5/2001	Enderby et al.	D5/57
6,461,720	B1	*	10/2002	Graff	428/154
D487,352	S	*	3/2004	Fehrer	D5/47
D496,797	S	*	10/2004	Boerschinger et al.	D5/57
D516,822	S	*	3/2006	Enderby	D5/57
D518,965	S	*	4/2006	Enderby	D5/57
D521,251	S	*	5/2006	Enderby	D5/57
D522,758	S	*	6/2006	Hoelt et al.	D5/57

(Continued)

Primary Examiner—Robert M Spear

Assistant Examiner—Barbara B Lohr

(57) **CLAIM**

The ornamental design for a paper towel, as shown and described.

DESCRIPTION


FIG. 1 is a top plan view of the paper towel of the present design, the bottom view being a mirror image thereof;

FIG. 2 is a side view of the design in FIG. 1, the opposite side view being identical thereto; and,

FIG. 3 is a front elevation view of the design in FIG. 1, the rear elevation view being identical thereto.

The broken away portions in the top, bottom, and sides of the figures indicate that the design continues indeterminately in all directions. The pattern is understood to be repeated uniformly throughout the length and width of the paper towel.

1 Claim, 1 Drawing Sheet



US D622,967 S

Page 2

U.S. PATENT DOCUMENTS

7,083,845 B2 *	8/2006	Graff	428/166	D555,911 S *	11/2007	Simoni et al.	D5/58
D527,910 S *	9/2006	Enderby	D5/57	D560,367 S *	1/2008	Simoni et al.	D5/58
D530,520 S *	10/2006	Leclere et al.	D5/53	7,413,630 B2 *	8/2008	Graff et al.	162/123
D535,824 S *	1/2007	Enderby et al.	D5/37	D585,650 S *	2/2009	Enderby	D5/57
					2003/0021953 A1 *	1/2003	Graff	428/153

* cited by examiner




FIG. 2

FIG. 1




FIG. 3