



US00D622964S

(12) **United States Design Patent**
Colson

(10) **Patent No.:** **US D622,964 S**

(45) **Date of Patent:** **** Sep. 7, 2010**

(54) **RETRACTABLE CELLULAR FABRIC WITH
RIGHT ANGLE TRIANGULAR CELLS
HAVING ARCUATE VANES**

Primary Examiner—Robert M Spear
Assistant Examiner—Barbara B Lohr
(74) *Attorney, Agent, or Firm*—Dorsey & Whitney LLP

(75) Inventor: **Wendell B. Colson**, Weston, MA (US)

(57) **CLAIM**

(73) Assignee: **Hunter Douglas Inc.**, Upper Saddle River, NJ (US)

We claim the ornamental design for a retractable cellular fabric with right angle triangular cells having arcuate vanes, as shown and described.

(**) Term: **14 Years**

(21) Appl. No.: **29/340,750**

(22) Filed: **Jul. 24, 2009**

DESCRIPTION

Related U.S. Application Data

(63) Continuation of application No. 10/567,619, filed as application No. PCT/US04/27197 on Aug. 20, 2004, now Pat. No. 7,588,068.

FIG. 1 is a front isometric of the retractable cellular fabric with right angle triangular cells having arcuate vanes shown in an open condition.

(51) **LOC (9) Cl.** **05-04**

(52) **U.S. Cl.** **D5/7**

(58) **Field of Classification Search** D5/1-6,
D5/7, 8-16, 20, 30, 60-62; D6/574, 575,
D6/576, 577, 578, 579, 580, 581, 582, 587,
D6/590; 66/193; 474/250; 160/121.1
See application file for complete search history.

FIG. 2 is an enlarged fragmentary front isometric view of the fabric shown in FIG. 1.

FIG. 3 is a left side elevation of the fabric as seen in FIG. 2 with the right side elevation being a mirror image.

(56) **References Cited**

U.S. PATENT DOCUMENTS

1,958,695 A 5/1934 Claus

(Continued)

FOREIGN PATENT DOCUMENTS

EP 0 482 794 B1 5/1994

(Continued)

OTHER PUBLICATIONS

U.S. Appl. No. 29/340,740, filed Jul. 24, 2009, Colson et al.

FIG. 4 is a front elevation of the fabric shown in FIG. 2.

FIG. 5 is a top plan view of the fabric shown in FIG. 2.

FIG. 6 is a rear elevation of the fabric shown in FIG. 2.

FIG. 7 is a bottom plan view of the fabric shown in FIG. 2.

FIG. 8 is a front isometric of the fabric shown in FIG. 2 in a closed condition.

FIG. 9 is a left side elevation of the fabric as shown in FIG. 8 with the right side elevation being a mirror image.

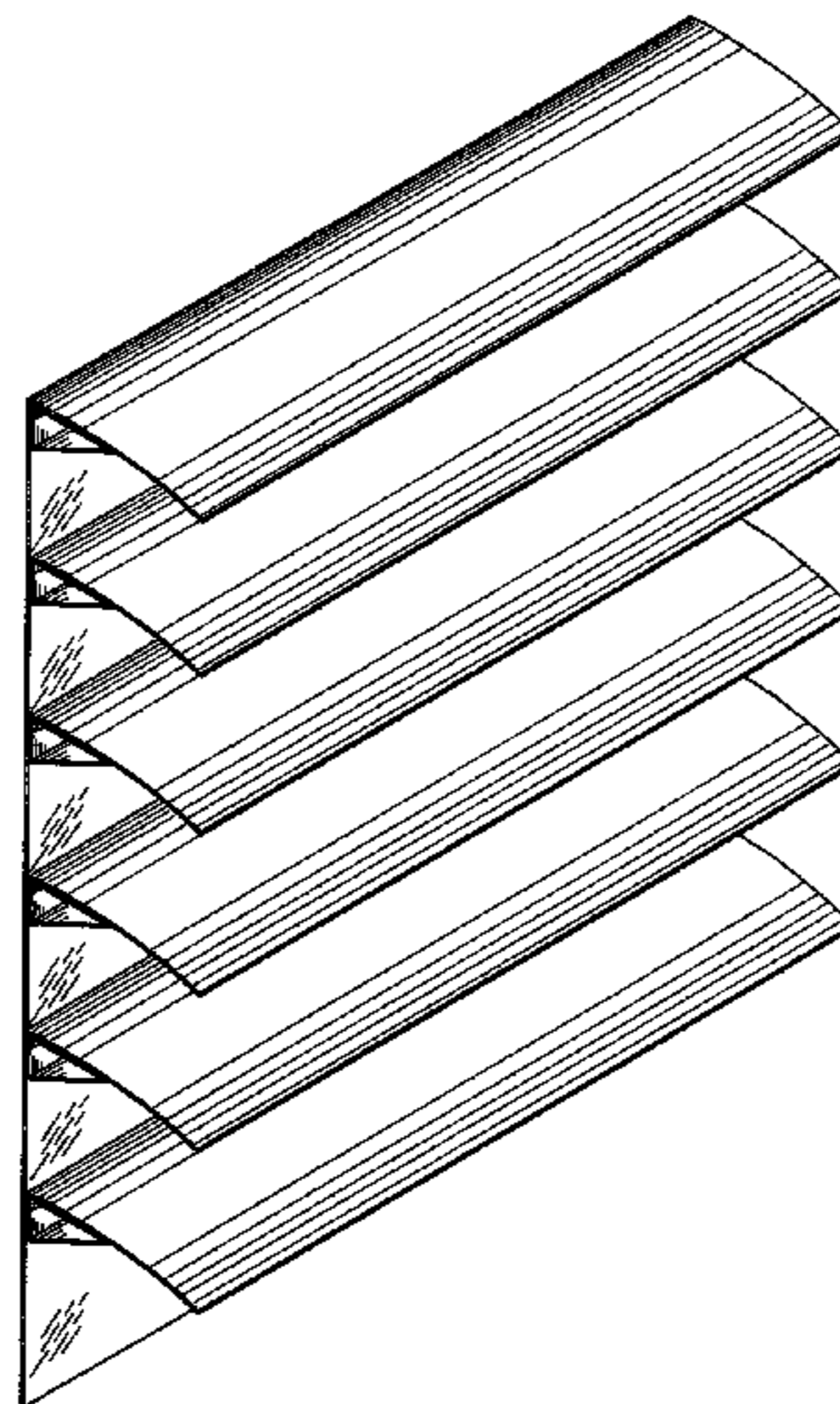
FIG. 10 is a front elevation of the fabric as shown in FIG. 8.

FIG. 11 is a rear elevation of the fabric as shown in FIG. 8.

FIG. 12 is a top plan view of the fabric as shown in FIG. 8; and,

FIG. 13 is a bottom plan view of the fabric as shown in FIG. 8.

1 Claim, 6 Drawing Sheets



US D622,964 S

Page 2

U.S. PATENT DOCUMENTS

2,267,869 A 12/1941 Loehr
 RE22,311 E 5/1943 Roy
 2,350,200 A 5/1944 Starr
 3,190,086 A * 6/1965 Klein 66/193
 3,222,689 A 12/1965 Efron et al.
 D208,350 S * 8/1967 Cheris D5/7
 4,282,919 A 8/1981 Teno
 5,205,334 A 4/1993 Judkins
 5,228,936 A 7/1993 Goodhue
 5,231,708 A 8/1993 Hansen
 5,313,999 A 5/1994 Colson et al.
 5,490,553 A 2/1996 Colson et al.
 5,503,210 A 4/1996 Colson et al.
 5,547,006 A 8/1996 Auger
 5,558,925 A 9/1996 Fritzman
 5,645,504 A * 7/1997 Westhoff 474/250
 5,649,583 A 7/1997 Hsu
 5,714,034 A 2/1998 Goodhue
 5,733,632 A 3/1998 Marusak
 5,787,951 A 8/1998 Tonomura et al.
 5,855,235 A 1/1999 Colson et al.
 5,918,655 A 7/1999 Corey
 6,006,812 A 12/1999 Corey
 6,112,797 A 9/2000 Colson et al.
 6,223,802 B1 5/2001 Colson
 D443,455 S * 6/2001 Hynniman D6/575
 6,289,964 B1 9/2001 Colson et al.
 6,345,486 B1 2/2002 Colson et al.
 6,484,786 B1 11/2002 Ruggles et al.
 D468,950 S * 1/2003 Judkins D6/575
 6,572,725 B2 6/2003 Goodhue
 6,595,262 B2 7/2003 Chen
 6,688,373 B2 2/2004 Corey et al.
 6,740,389 B2 5/2004 Yu
 6,792,994 B2 9/2004 Lin
 6,932,138 B2 8/2005 Yu et al.

6,978,821 B2 12/2005 Welfonder
 D515,345 S * 2/2006 Herhold et al. D6/575
 7,111,659 B2 9/2006 Harper et al.
 7,147,029 B2 12/2006 Kovach et al.
 7,191,816 B2 3/2007 Colson et al.
 7,207,370 B2 4/2007 Snyder et al.
 7,237,591 B2 7/2007 Snyder et al.
 7,311,131 B2 12/2007 Nien et al.
 7,337,822 B2 3/2008 Snyder et al.
 D568,082 S * 5/2008 Bohlen D6/575
 7,500,505 B2 3/2009 Smith et al.
 7,549,455 B2 6/2009 Harper et al.
 7,578,334 B2 8/2009 Smith et al.
 7,588,068 B2 9/2009 Colson et al.
 D605,885 S * 12/2009 Judkins D6/575
 7,637,301 B2 * 12/2009 Forst Randle 160/121.1
 2008/0066277 A1 3/2008 Colson et al.
 2008/0168637 A1 7/2008 Ballard et al.

FOREIGN PATENT DOCUMENTS

EP 0 654 577 B1 3/1999
 GB 1 494 842 12/1977
 JP 07-039449 2/1995
 WO WO 85/02760 A1 7/1985
 WO WO 94/29559 A1 12/1994
 WO WO 2005/019584 A2 3/2005
 WO WO 2005/062875 A2 7/2005
 WO WO 2005/081948 A2 9/2005
 WO WO 2006/023751 3/2006

OTHER PUBLICATIONS

U.S. Appl. No. 12/490,178, filed Jun. 23, 2009, Harper et al.
 U.S. Appl. No. 29/340,744, filed Jul. 24, 2009, Colson et al.
 U.S. Appl. No. 29/340,755, filed Jul. 24, 2009, Swiszczy et al.
 U.S. Appl. No. 12/538,620, filed Aug. 10, 2009, Colson et al.

* cited by examiner

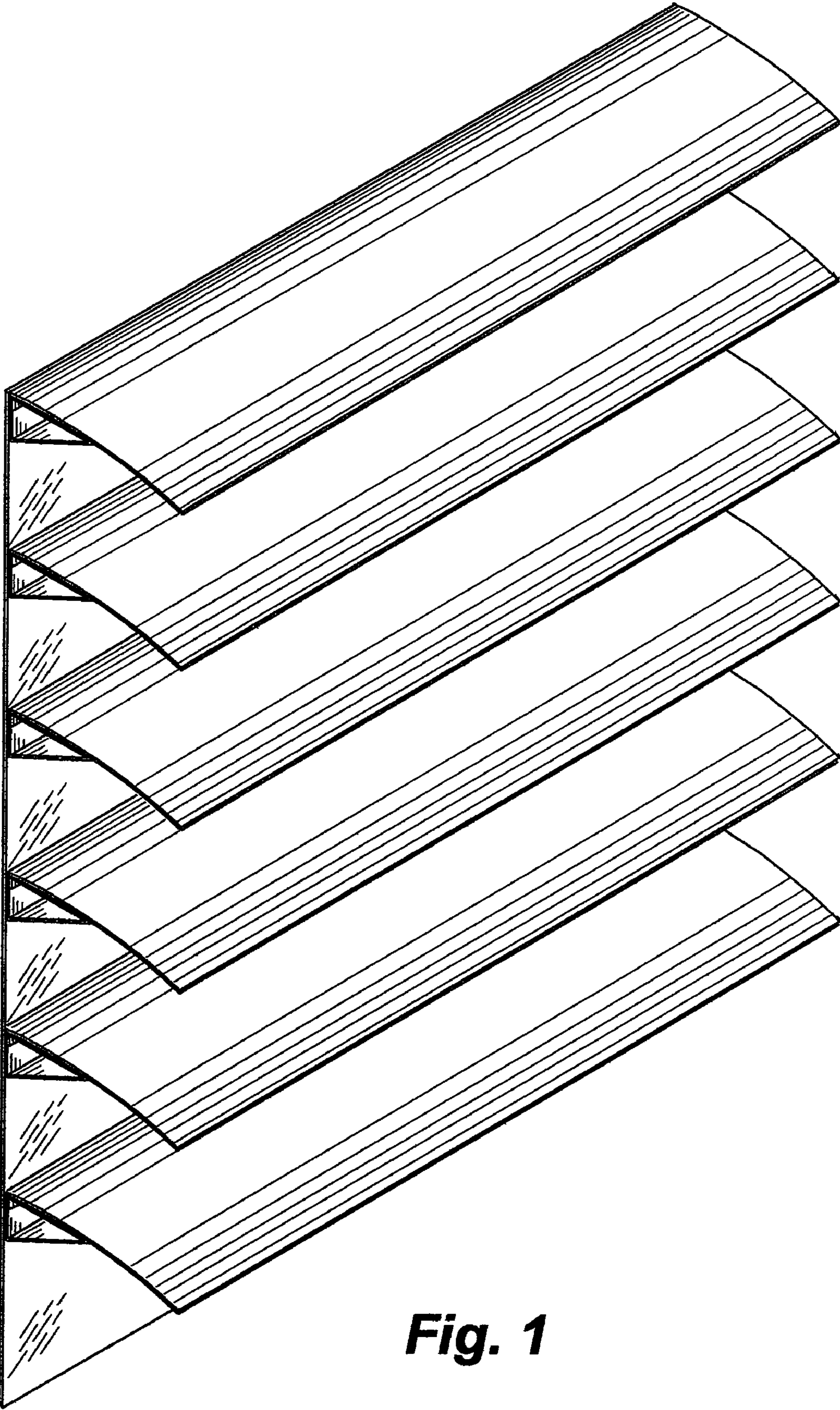


Fig. 1

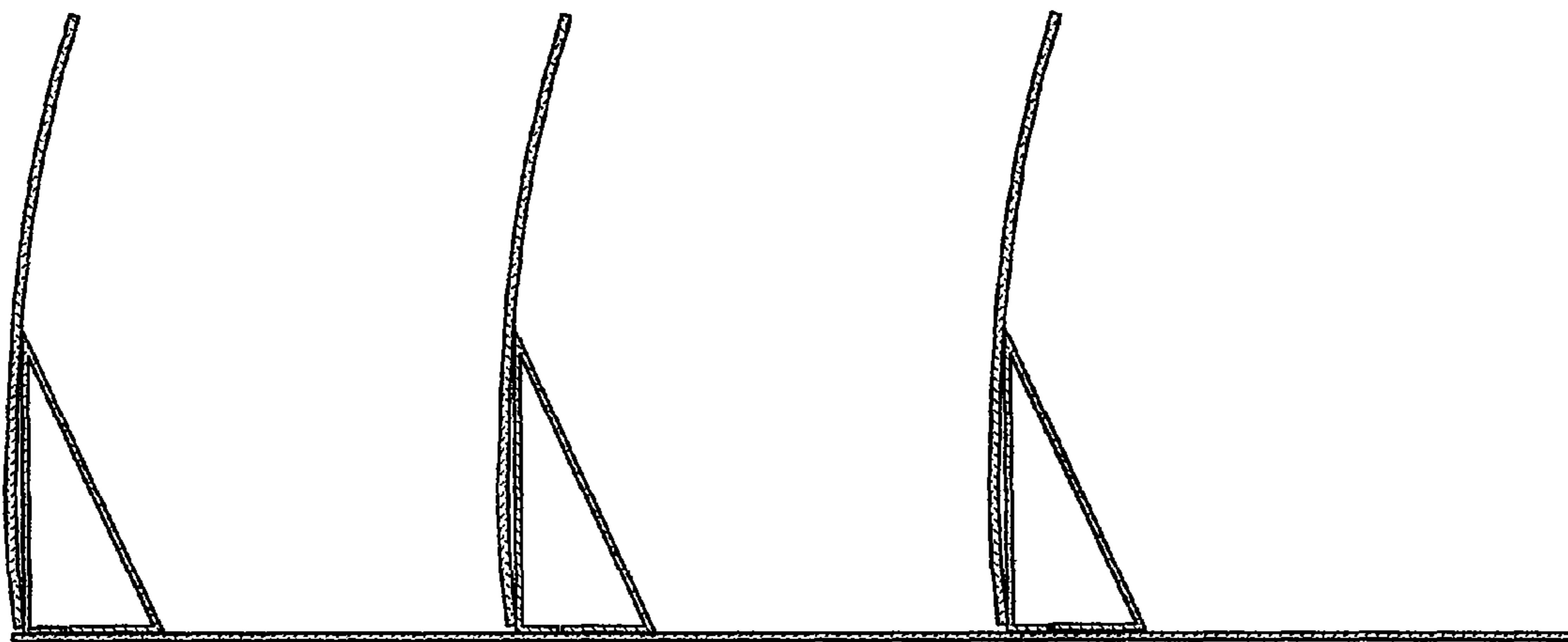


Fig. 3

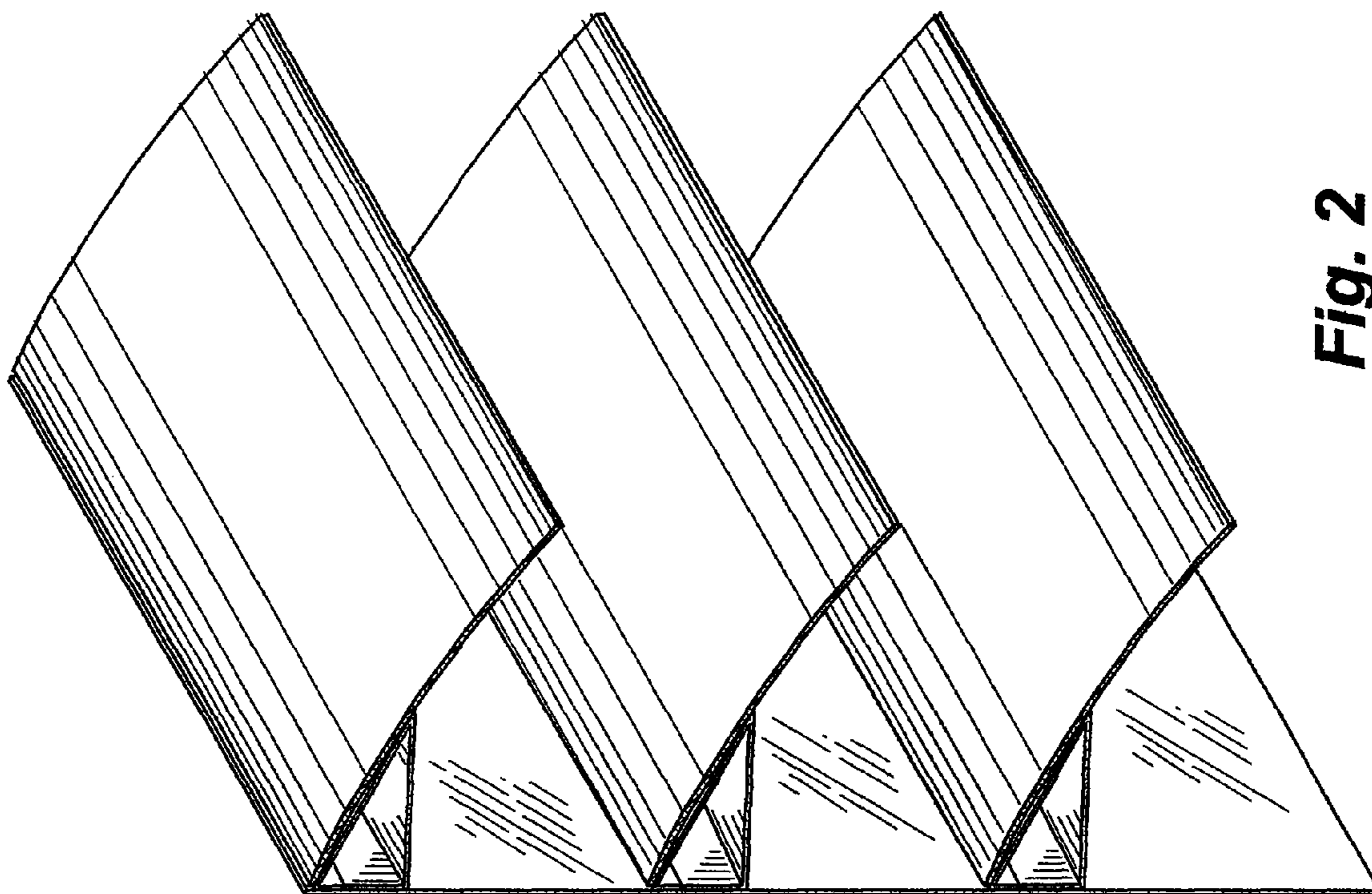


Fig. 2




Fig. 5

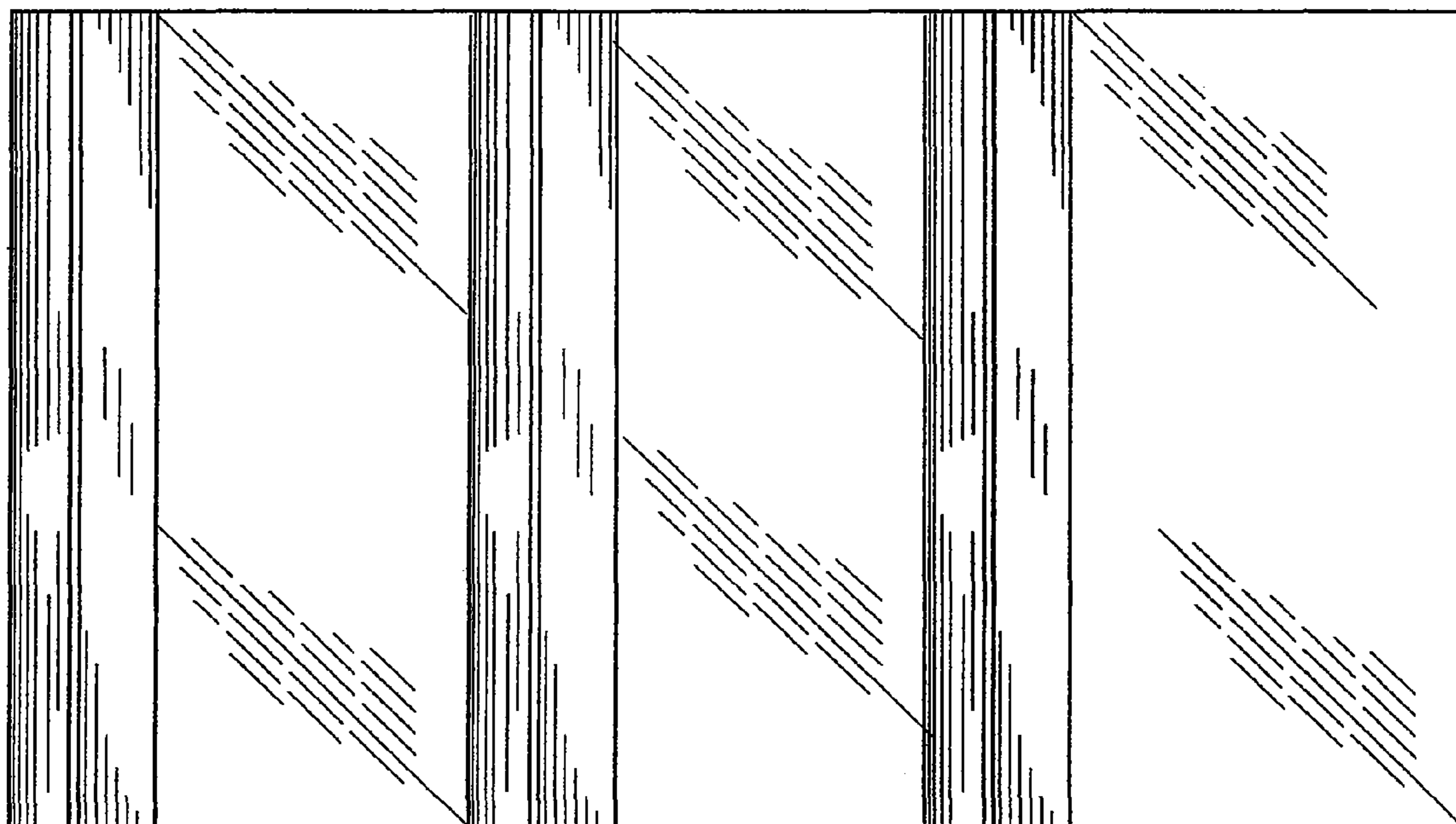


Fig. 4




Fig. 7

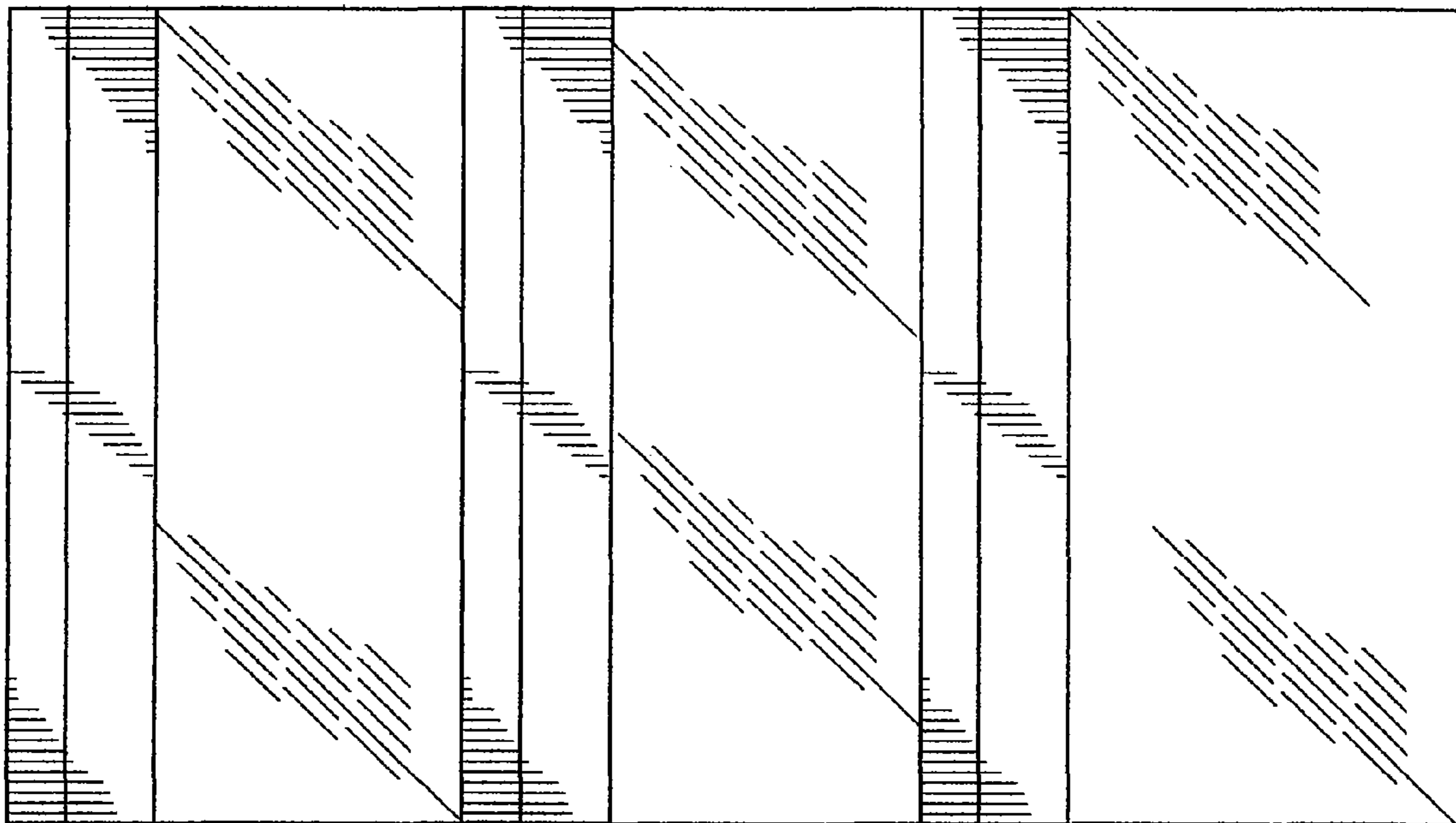


Fig. 6

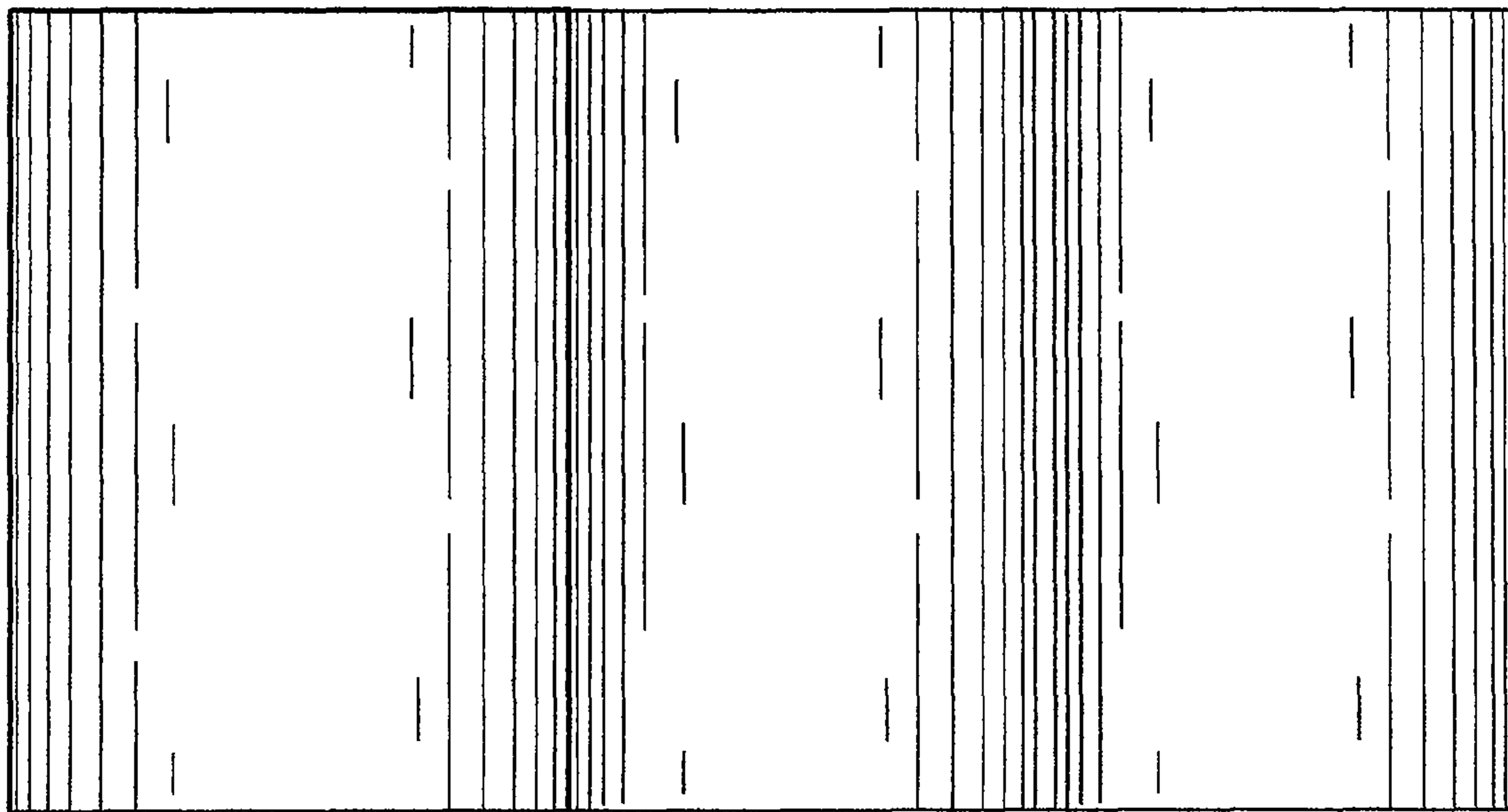


Fig. 10




Fig. 9

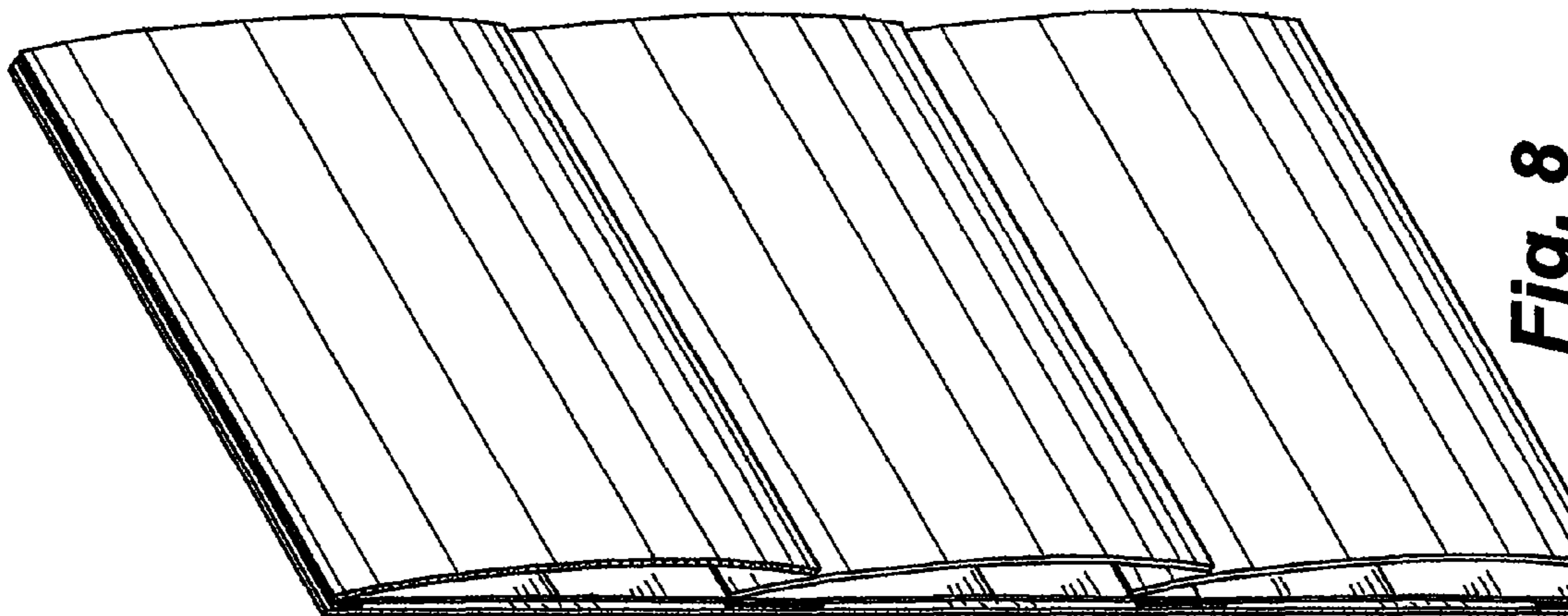


Fig. 8

Fig. 12




Fig. 11

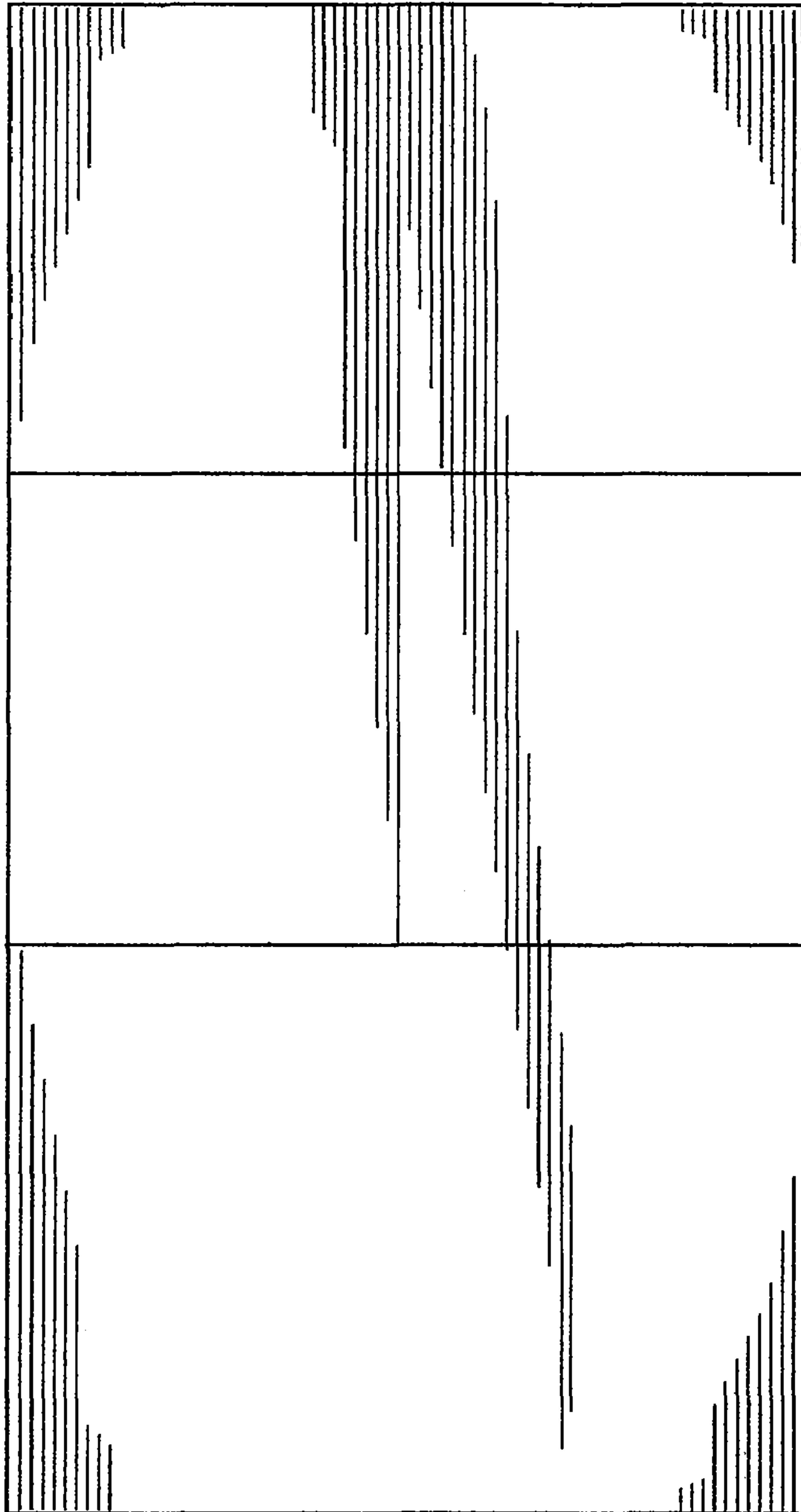


Fig. 13

