



US00D622945S

(12) **United States Design Patent**
Vasyli

(10) **Patent No.:** **US D622,945 S**
(45) **Date of Patent:** **** Sep. 7, 2010**

(54) **SANDAL BOTTOM**

(76) Inventor: **Phillip J. Vasyli**, #211 Old Fort Bay,
Nassau, N.P. (BS)

(**) Term: **14 Years**

(21) Appl. No.: **29/356,100**

(22) Filed: **Feb. 19, 2010**

(51) **LOC (9) Cl.** **02-04**

(52) **U.S. Cl.** **D2/956; D2/951; D2/954**

(58) **Field of Classification Search** D2/902,
D2/946, 947, 951, 952, 953, 954, 956, 957,
D2/958, 959, 960, 962, 977; D5/58; 36/3 B,
36/22 R, 24.5, 25 R, 32 R, 67 A, 59 C
See application file for complete search history.

(56) **References Cited**

U.S. PATENT DOCUMENTS

D80,361 S	1/1930	Crowley	
D81,438 S	6/1930	Ferrettie et al.	
D87,628 S	8/1932	Dyer	
D127,273 S	5/1941	Hubbard	
D269,732 S	7/1983	Famolare et al.	
D282,123 S	1/1986	Davis	
D295,459 S	5/1988	Zuidema et al.	
D297,682 S	9/1988	Le	
D298,483 S	11/1988	Liggett et al.	
D298,683 S	11/1988	Kelley et al.	
D373,674 S *	9/1996	Dolinsky	D2/956
D398,747 S *	9/1998	Rohrbach et al.	D2/956
D400,344 S *	11/1998	Avar	D2/954
D405,246 S *	2/1999	Singer	D2/946
D405,942 S	2/1999	Kelchak	
D415,339 S	10/1999	Rombis	
6,082,024 A *	7/2000	Del Biondi	36/28
D432,764 S	10/2000	Clegg et al.	
D433,215 S	11/2000	Smith, III	
D437,988 S	2/2001	Senif	
D439,394 S	3/2001	Akhidime	

D448,545 S *	10/2001	Rohrbach et al.	D2/956
D448,919 S *	10/2001	Montross et al.	D2/954
D449,157 S *	10/2001	McClaskie	D2/960
D455,895 S	4/2002	Yang	
6,385,866 B1 *	5/2002	Sotter	36/67 R
D458,012 S	6/2002	Yang	
D465,079 S *	11/2002	Merceron	D2/954
D473,366 S *	4/2003	Hillyer	D2/956
D480,541 S	10/2003	Galway	
D498,350 S *	11/2004	Recchi	D2/956
D511,614 S *	11/2005	Gerber	D2/972
D512,820 S	12/2005	Le	
D514,781 S *	2/2006	McClaskie	D2/954
D527,878 S *	9/2006	Edwards	D2/955
D536,517 S *	2/2007	Gerber	D2/954
D541,511 S *	5/2007	Wu	D2/956
D564,739 S *	3/2008	Belley et al.	D2/956
D567,491 S *	4/2008	Belley et al.	D2/956
D571,091 S *	6/2008	Belley et al.	D2/956
D605,384 S *	12/2009	Ledet et al.	D2/946
D615,740 S *	5/2010	Banik et al.	D2/956
2008/0060228 A1 *	3/2008	Morgan et al.	36/103

* cited by examiner

Primary Examiner—Celia A Murphy
(74) *Attorney, Agent, or Firm*—GrayRobinson, P.A.

(57) **CLAIM**

The ornamental design for a sandal bottom, as shown and described.

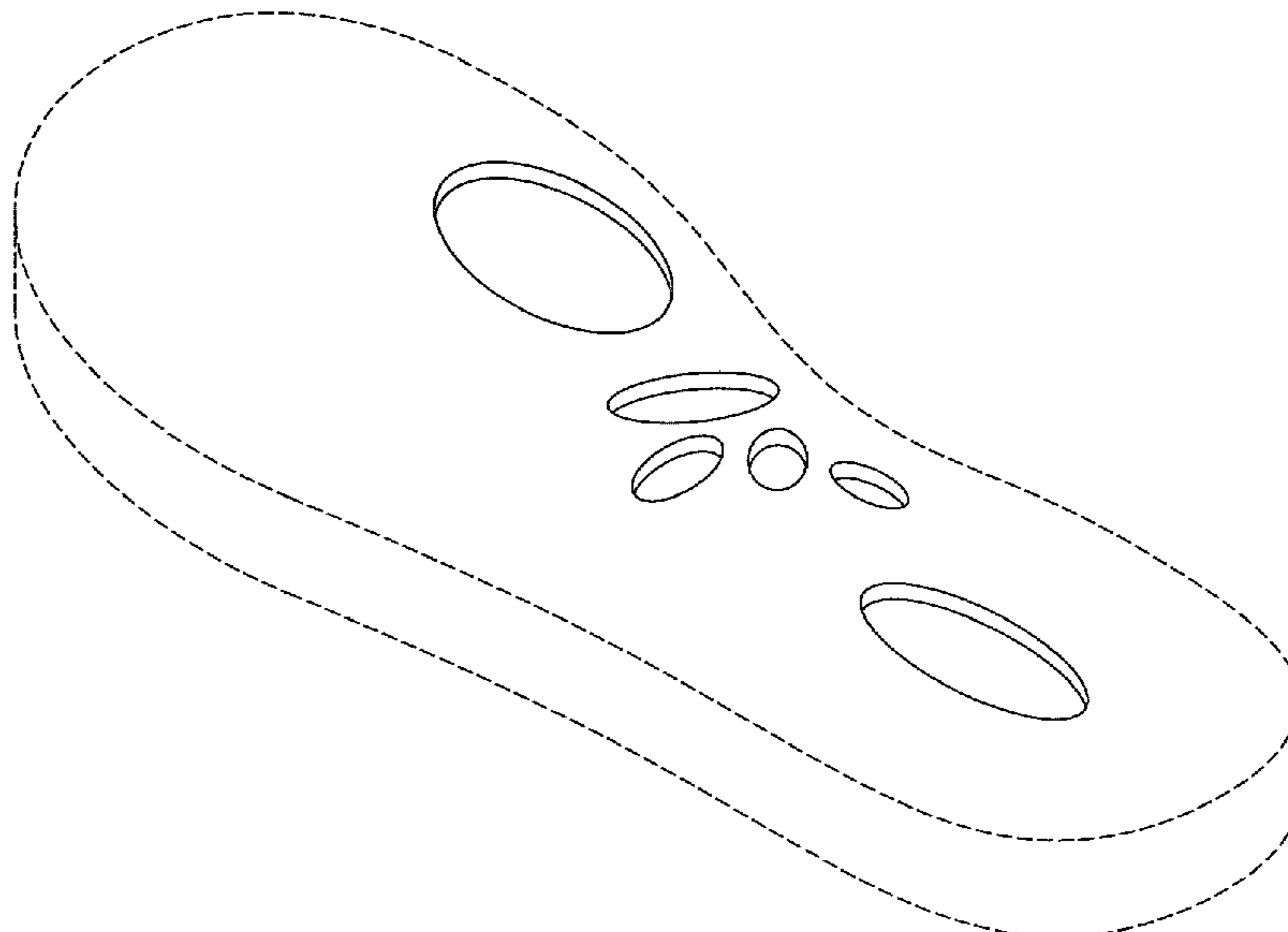
DESCRIPTION

FIG. 1 is a bottom perspective view of a sandal bottom showing my new design; and,

FIG. 2 is a bottom plan view thereof.

The broken line showing the remainder of the sandal outsole is for illustrative purposes only and forms no part of the claimed design.

1 Claim, 2 Drawing Sheets



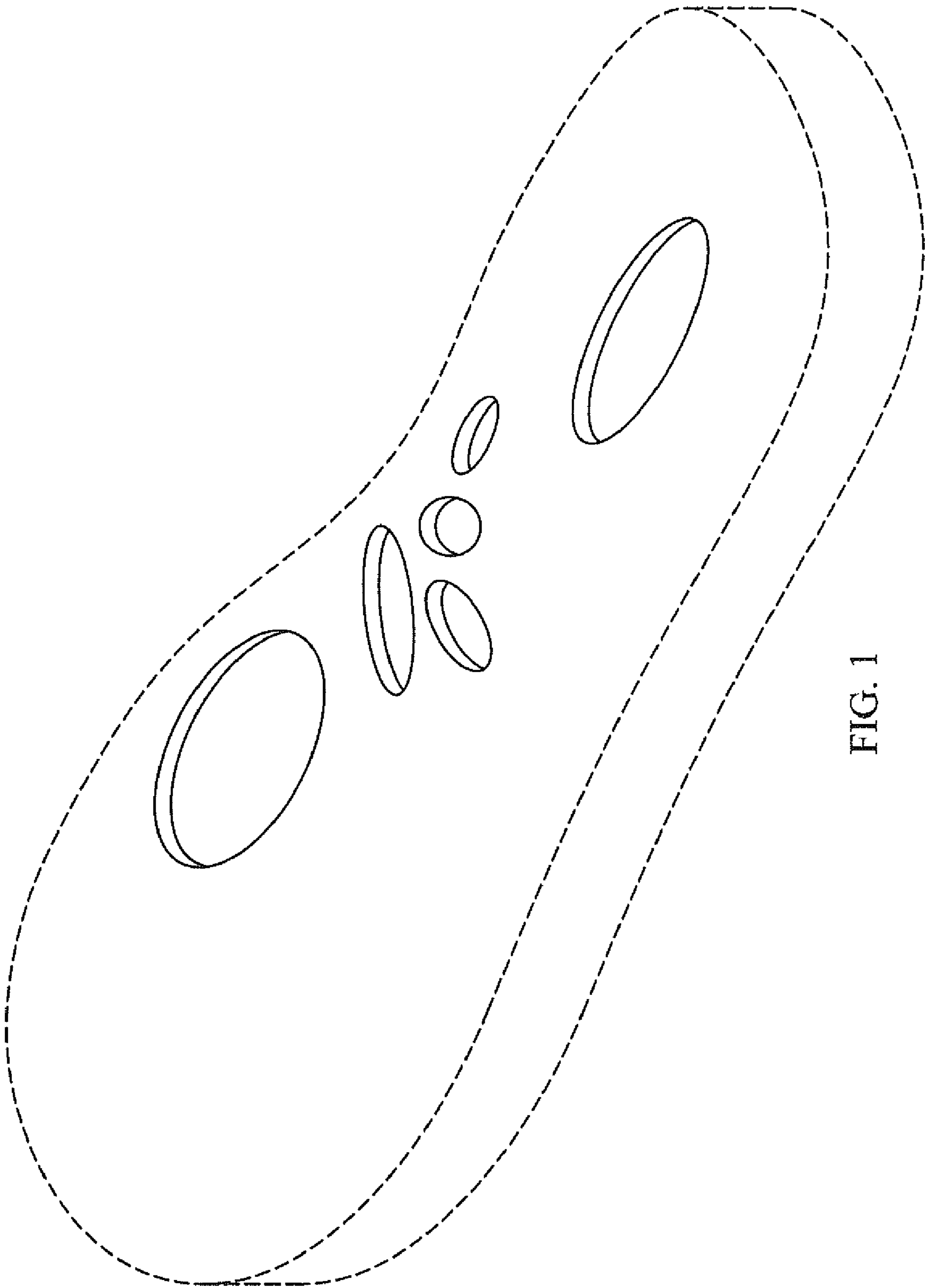


FIG. 1




FIG. 2