



US00D622935S

(12) **United States Design Patent**
Jackson et al.

(10) **Patent No.:** **US D622,935 S**
(45) **Date of Patent:** **** Sep. 7, 2010**

(54) **PANTS WITH SIDE-OPENING FASTENERS**

FOREIGN PATENT DOCUMENTS

(76) Inventors: **Diane Jackson**, 6857 Gilliland Rd., Van Wert, OH (US) 45891; **John S. Jackson**, 6857 Gilliland Rd., Van Wert, OH (US) 45891

JP 07278915 A * 10/1995

(Continued)

(**) Term: **14 Years**

Primary Examiner—Ian Simmons
Assistant Examiner—Rashida Johnson
(74) *Attorney, Agent, or Firm*—QuickPatents, Inc.; Kevin Prince

(21) Appl. No.: **29/357,203**

(57) **CLAIM**

(22) Filed: **Mar. 9, 2010**

What is claimed is the ornamental design for pants with side-opening fasteners, as shown and described.

(51) **LOC (9) Cl.** **02-02**

(52) **U.S. Cl.** **D2/742**

(58) **Field of Classification Search** D2/712,
D2/731, 732, 738, 742; 2/79, 80, 83, 227,
2/228, 236–238, 919

DESCRIPTION

See application file for complete search history.

FIG. 1 is a perspective view of pants with side-opening fasteners, showing the new design and illustrated in a closed position;

(56) **References Cited**

U.S. PATENT DOCUMENTS

FIG. 2 is a perspective view thereof, illustrated in an open position;

- 2,132,117 A * 10/1938 Korolick 2/228
- 2,923,009 A * 2/1960 Cookman 2/227
- 3,246,342 A 4/1966 Pagano
- RE26,360 E 3/1968 Pugano
- D231,155 S 4/1974 Bowcut
- 3,800,330 A 4/1974 Bowcut
- D292,740 S * 11/1987 Viola D2/742
- 5,008,962 A 4/1991 Smith et al.
- D319,525 S 9/1991 Clark
- 5,315,716 A 5/1994 Baum
- 5,418,979 A 5/1995 Senderowicz
- 5,426,787 A 6/1995 Freeman
- 5,564,123 A 10/1996 Grassick
- 5,924,133 A 7/1999 Zapiti
- 5,926,851 A 7/1999 Kovalik
- 6,105,171 A 8/2000 Niedermeyer
- D462,156 S 9/2002 Loussier
- D483,172 S * 12/2003 Edwards et al. D2/743

FIG. 3 is a front elevational view thereof, illustrated in the closed and a flattened position;

FIG. 4 is a rear elevational view thereof, illustrated in the closed and flattened position;

FIG. 5 is a left-side elevational view thereof, illustrated in the closed and flattened position, the right-side elevational view being a mirror image thereof;

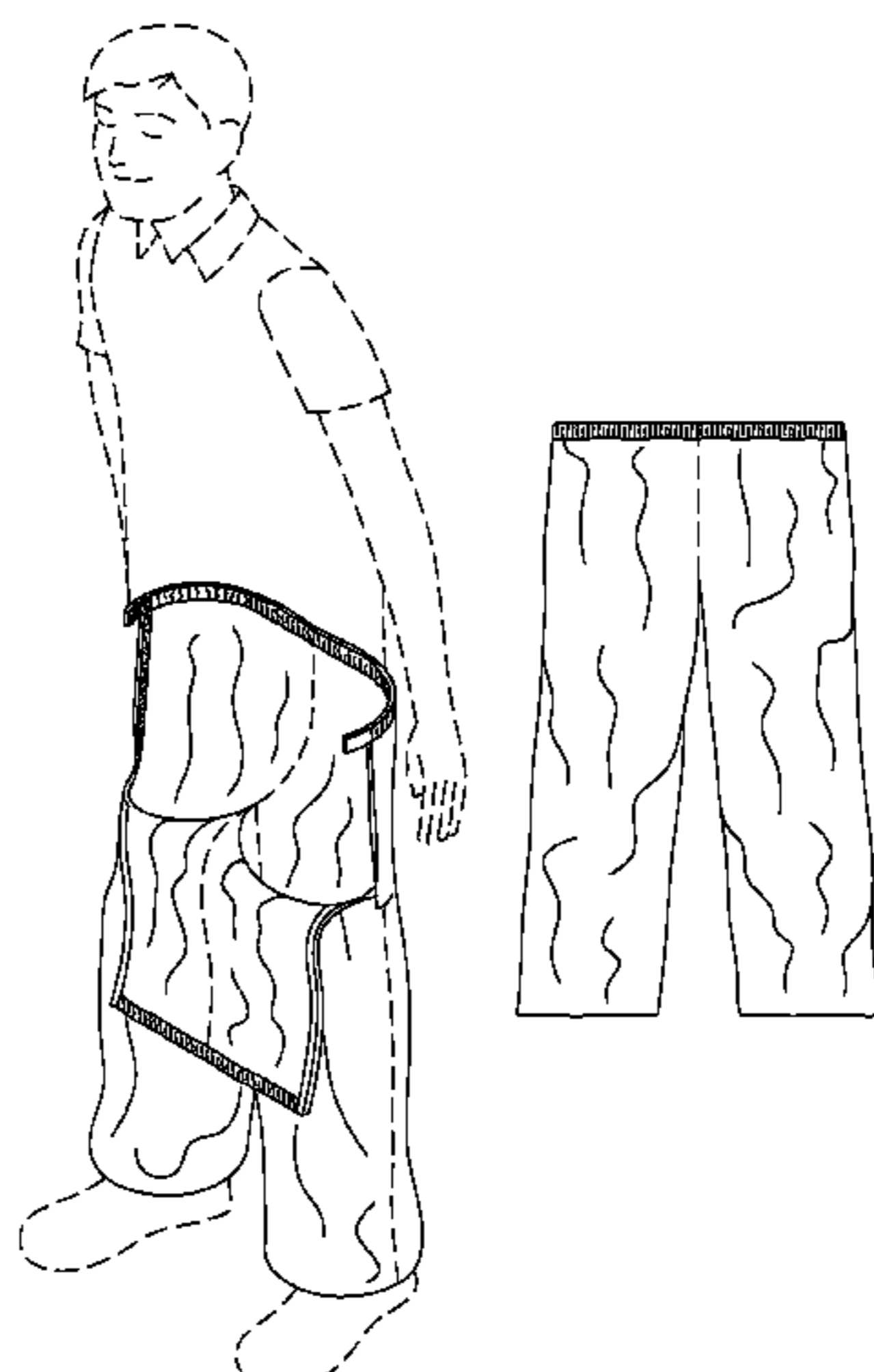
FIG. 6 is a top plan view thereof, illustrated in the closed and flattened position; and,

FIG. 7 is a bottom plan view thereof, illustrated in the closed and flattened position.

The broken lines showing a person in FIGS. 1 and 2 are included for the purpose of illustrating the invention in use, and form no part of the claimed design. The broken lines on the garment in FIGS. 1-4 represent stitching, and are part of the claimed design.

(Continued)

1 Claim, 2 Drawing Sheets



US D622,935 S

Page 2

U.S. PATENT DOCUMENTS

6,698,025 B1 3/2004 Hughes
D505,535 S * 5/2005 Kern D2/742
D534,334 S * 1/2007 Davis D2/743
D575,028 S * 8/2008 Patton D2/742
D608,528 S * 1/2010 Tonetti-Spellman D2/742
2002/0032921 A1 3/2002 Thompson
2002/0042938 A1 4/2002 Hansen
2004/0133963 A1 7/2004 Jennings
2006/0236440 A1 10/2006 Zahler

2006/0282933 A1 12/2006 Chambliss
2008/0230075 A1 9/2008 Tasezen
2009/0025118 A1 1/2009 Pothier
2009/0106872 A1 4/2009 Collins

FOREIGN PATENT DOCUMENTS

JP 11335908 A * 12/1999
JP 2001248005 A * 9/2001
JP 2008138330 A * 6/2008

* cited by examiner

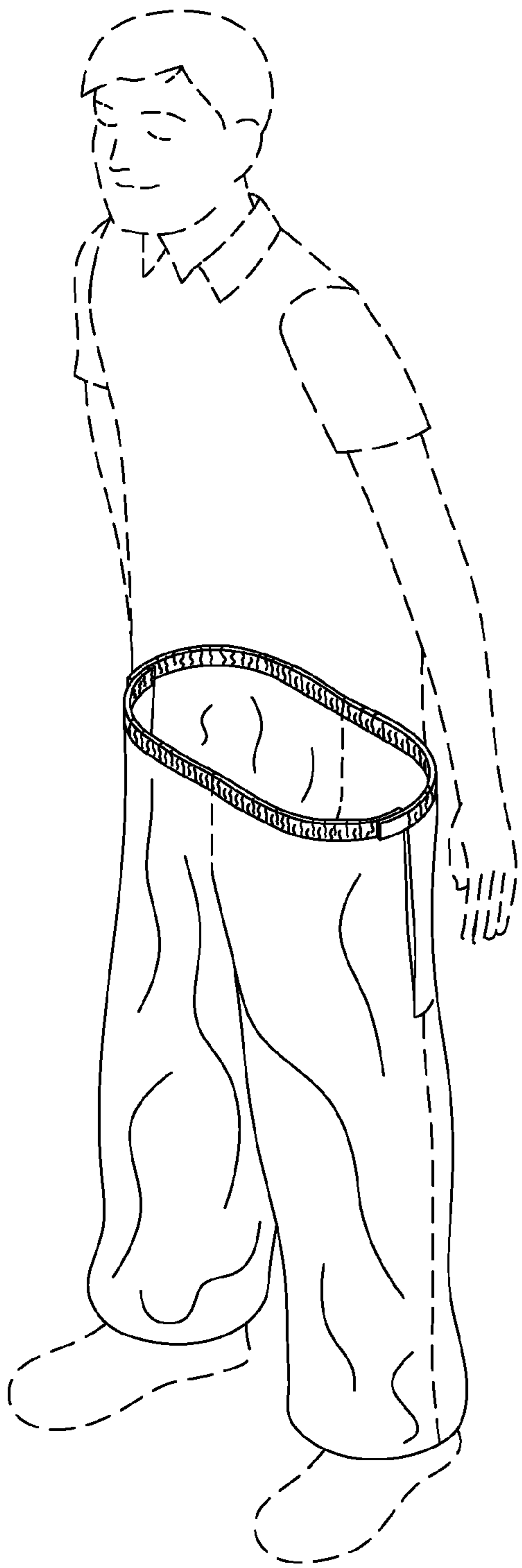


FIG. 1

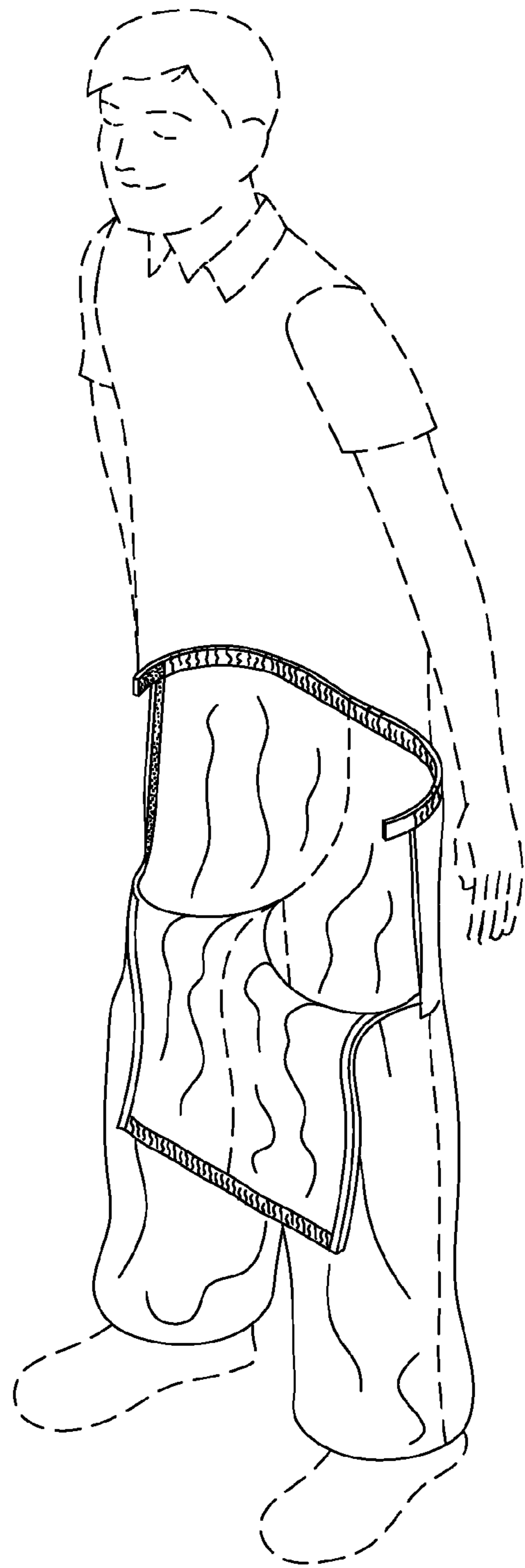


FIG. 2




FIG. 3




FIG. 4



FIG. 5



FIG. 6



FIG. 7