

US00D622925S

(12) **United States Design Patent**  
**Zeifman**

(10) **Patent No.:** **US D622,925 S**

(45) **Date of Patent:** **\*\* Aug. 31, 2010**

(54) **GRAVE COVER**

(76) **Inventor:** **Sol Zeifman**, 304 Hillhurst Blvd.,  
Toronto, Ontario (CA) M6B 1N1

(\*\*) **Term:** **14 Years**

(21) **Appl. No.:** **29/347,368**

(22) **Filed:** **Dec. 15, 2009**

3,879,818	A *	4/1975	Rowland	.....	27/7
5,140,728	A *	8/1992	Chandler et al.	.....	27/35
5,201,980	A *	4/1993	Chandler et al.	.....	156/196
5,622,014	A *	4/1997	Weiss	.....	52/105
5,661,879	A *	9/1997	Kelly	.....	27/2
5,701,642	A *	12/1997	Order	.....	27/4
6,145,175	A *	11/2000	Enneking et al.	.....	27/4
7,093,396	B2 *	8/2006	Pazar	.....	52/128
7,191,191	B2 *	3/2007	Peurach et al.	.....	1/1
2001/0022721	A1 *	9/2001	Konomi	.....	362/29
2005/0193535	A1 *	9/2005	Davis et al.	.....	27/2
2007/0050959	A1 *	3/2007	Biterman	.....	27/28

**Related U.S. Application Data**

(62) Division of application No. 29/290,401, filed on Nov. 30, 2007, now Pat. No. Des. 611,674.

(51) **LOC (9) Cl.** ..... **99-00**

(52) **U.S. Cl.** ..... **D99/1**

(58) **Field of Classification Search** ..... D99/1-24;  
D11/117, 120, 121, 122, 139, 143, 144, 151,  
D11/157, 160; D20/42, 43; D25/142, 145,  
D25/60, 55, 199, 164, 157, 137, 136, 125,  
D25/119, 102, 101; D5/20, 21, 34, 40; D6/495,  
D6/493, 492, 491, 448, 447, 446, 445, 441,  
D6/440, 439, 438, 437, 436, 432; 362/805,  
362/431, 363, 362, 185, 184, 183, 153.1,  
362/153; 312/224, 204, 114; 47/41.11, 41.01,  
47/39; 428/23, 18, 17, 16, 15; 27/9, 8, 7,  
27/6, 5, 4, 30, 3, 29, 2, 1

See application file for complete search history.

(56) **References Cited**

**U.S. PATENT DOCUMENTS**

525,026	A *	8/1894	Ohaver	.....	52/38
D77,033	S *	11/1928	Sarber	.....	D99/20
2,040,488	A *	5/1936	Kruly	.....	52/124.2
2,340,209	A *	1/1944	Skolnik	.....	27/3

**FOREIGN PATENT DOCUMENTS**

FR	2881452	A1 *	8/2006
GB	2280422	A *	2/1995

\* cited by examiner

*Primary Examiner*—T. Chase Nelson  
*Assistant Examiner*—Michael A Pratt  
(74) *Attorney, Agent, or Firm*—Riches, McKenzie & Herbert,  
LLP

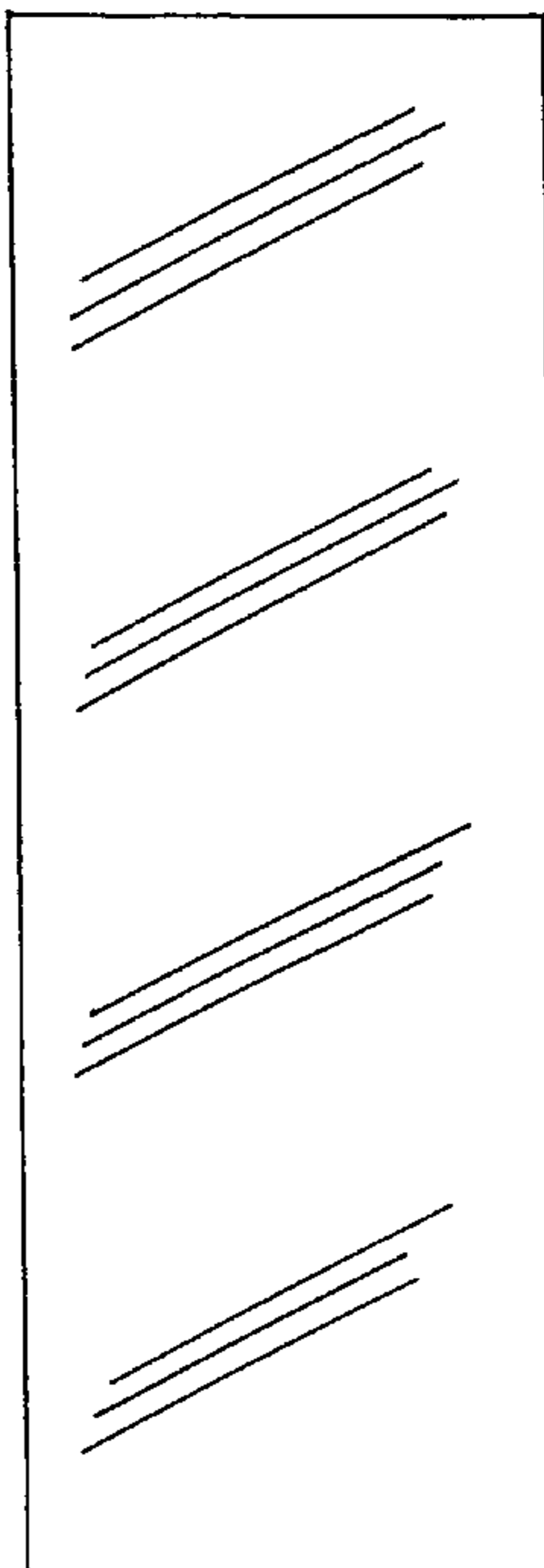
(57) **CLAIM**

I claim the ornamental design for a grave cover, as shown and described.

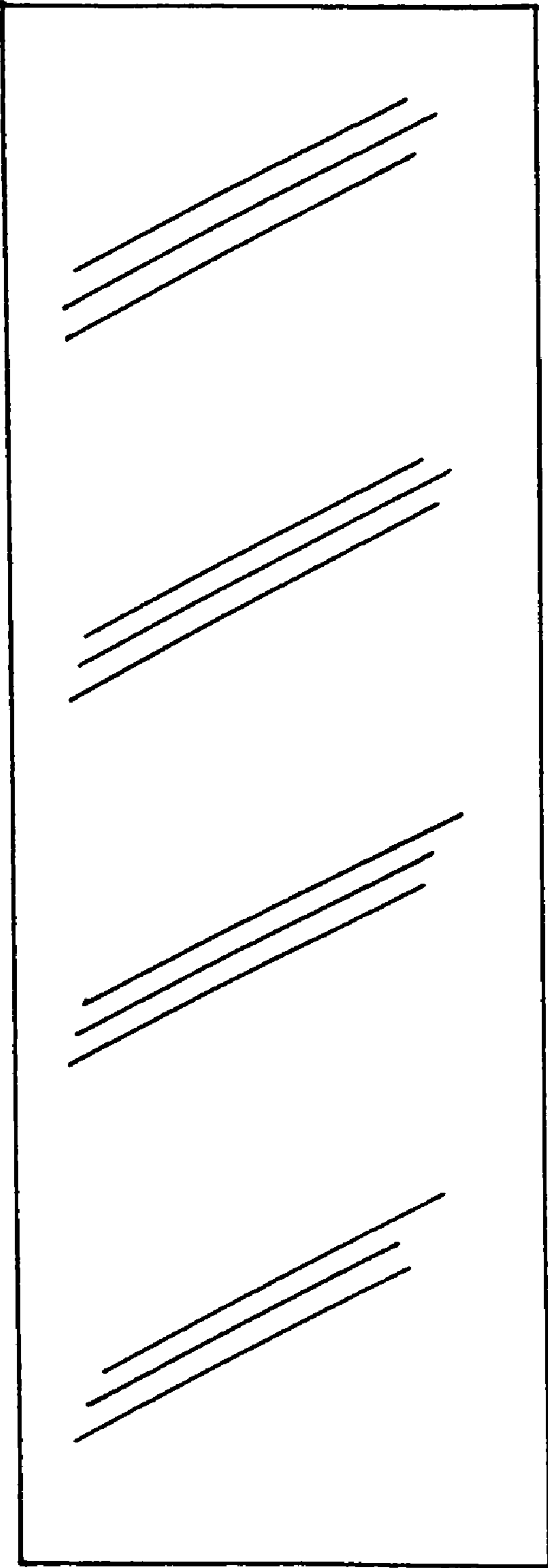
**DESCRIPTION**

FIG. 1 is a top plan view of the grave cover;  
FIG. 2 is a bottom plan view of the grave cover;  
FIG. 3 is a right side elevational view, the opposite side appearing the same; and,  
FIG. 4 is a first end view, the opposite end being identical.

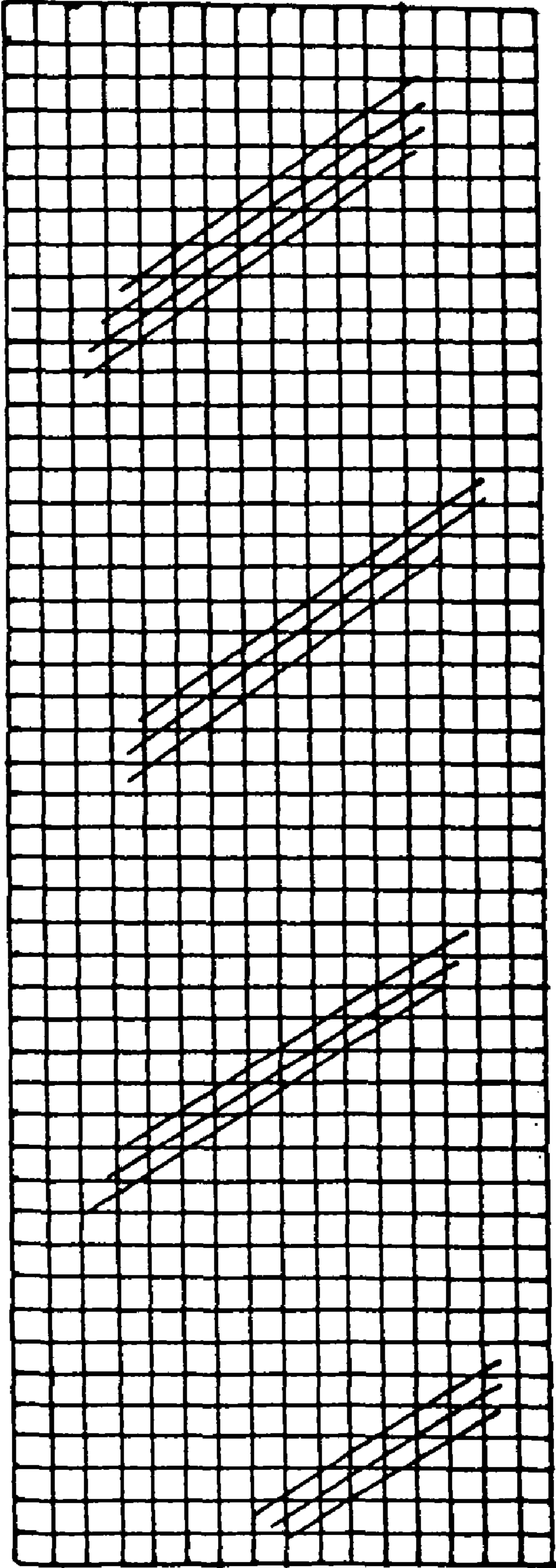
**1 Claim, 4 Drawing Sheets**



**FIG. 1**



**FIG. 2**



**FIG. 3**



**FIG. 4**

