

US00D622921S

(12) **United States Design Patent**
Rosenzweig et al.

(10) **Patent No.:** **US D622,921 S**

(45) **Date of Patent:** **** Aug. 31, 2010**

(54) **STEAM POCKET**

(75) Inventors: **Maximilian Rosenzweig**, Montreal (CA); **Ognjen Vrdoljak**, Laval (CA)

(73) Assignee: **Euro-Pro Operating LLC**, Newton, MA (US)

(**) Term: **14 Years**

(21) Appl. No.: **29/304,845**

(22) Filed: **Mar. 7, 2008**

(51) **LOC (9) Cl.** **04-01**

(52) **U.S. Cl.** **D32/40**

(58) **Field of Classification Search** D32/35, D32/40, 41, 50; D28/63; 15/208, 209.1, 15/228, 229.3, 229.4, 229.8, 118, 104.93, 15/104.94, 229.11, 229.12, 244.1, 147.1; 451/523, 533

See application file for complete search history.

(56) **References Cited**

U.S. PATENT DOCUMENTS

4,715,081 A * 12/1987 Welch 15/229.8
D426,039 S * 5/2000 Tintelnot et al. D32/40
D445,227 S * 7/2001 Tintelnot D32/40

7,181,801 B1 * 2/2007 Kresse et al. 15/229.8
D560,868 S * 1/2008 So D32/40
D579,165 S * 10/2008 Handy et al. D32/40

* cited by examiner

Primary Examiner—Cynthia E Ramirez

(74) *Attorney, Agent, or Firm*—Wolf, Greenfield & Sacks, P.C.

(57) **CLAIM**

The ornamental design for a steam pocket, as shown and described.

DESCRIPTION

FIG. 1 is a top perspective view of a steam pocket showing our new design;

FIG. 2 is a top plan view thereof;

FIG. 3 is a bottom plan view thereof;

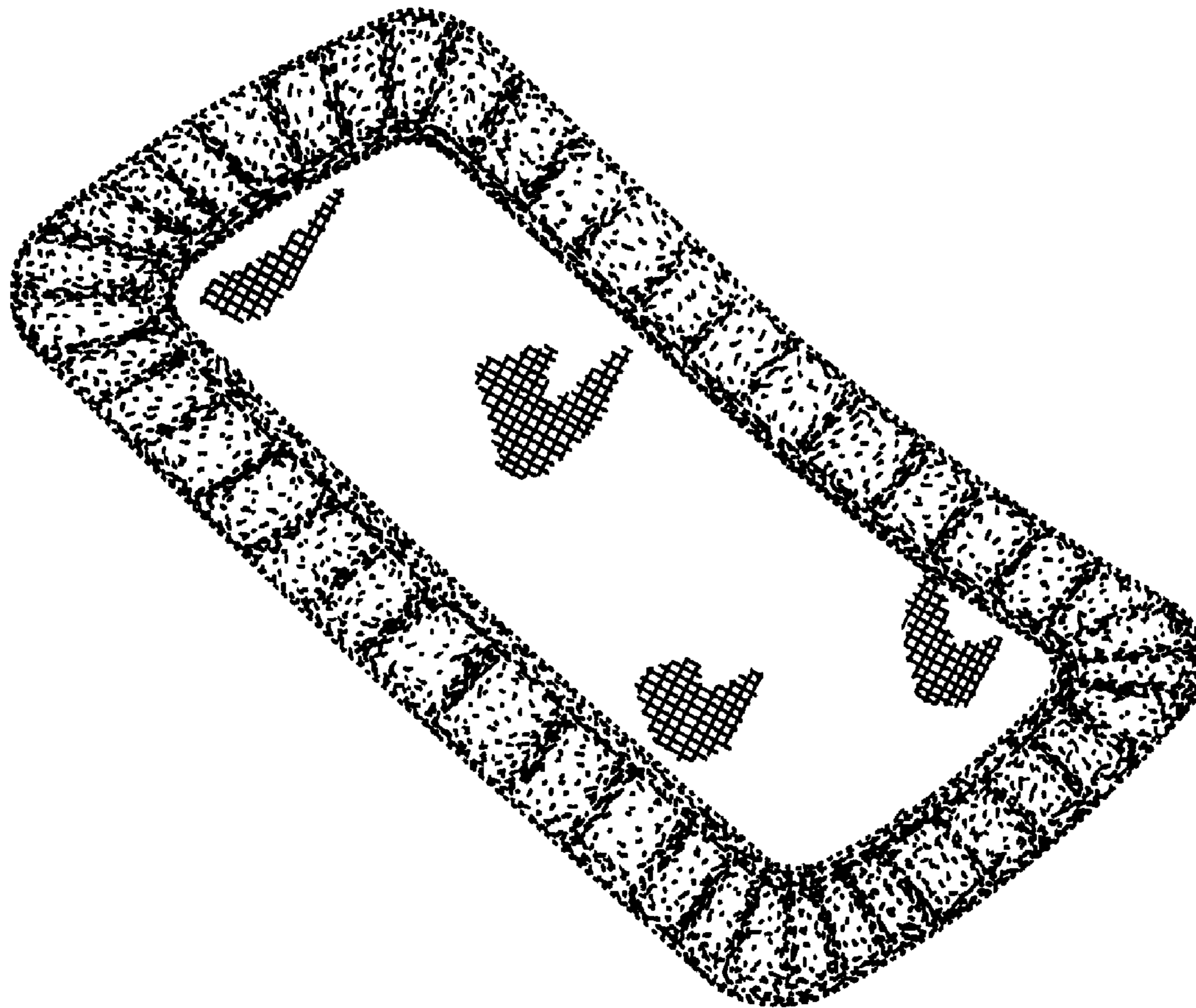
FIG. 4 is a back elevational view thereof;

FIG. 5 is a front elevational view thereof;

FIG. 6 is a side view thereof; and,

FIG. 7 is a front perspective view of the steam pocket of FIG. 1 installed on a steam mop.

1 Claim, 4 Drawing Sheets



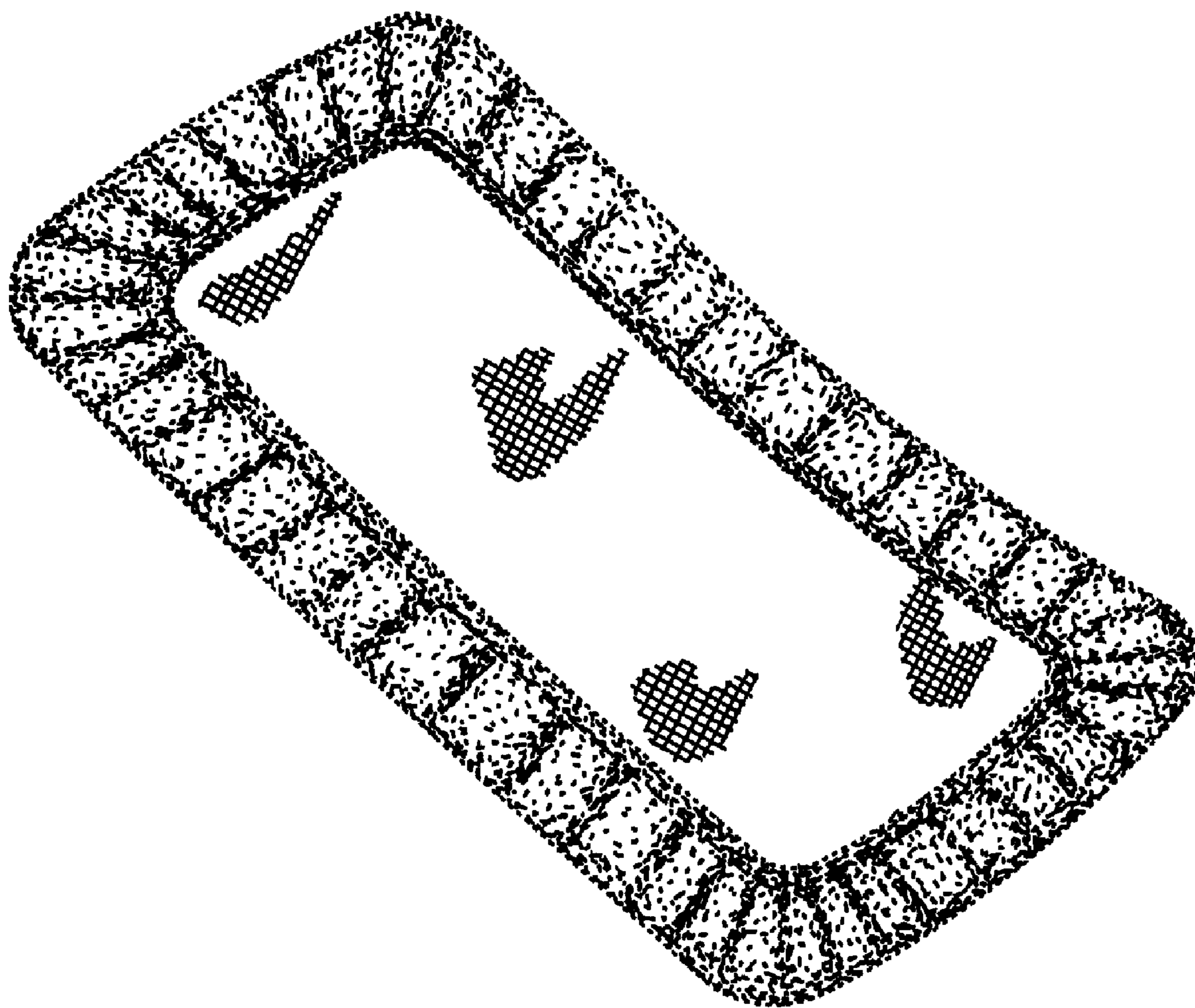


FIG. 1

FIG. 2

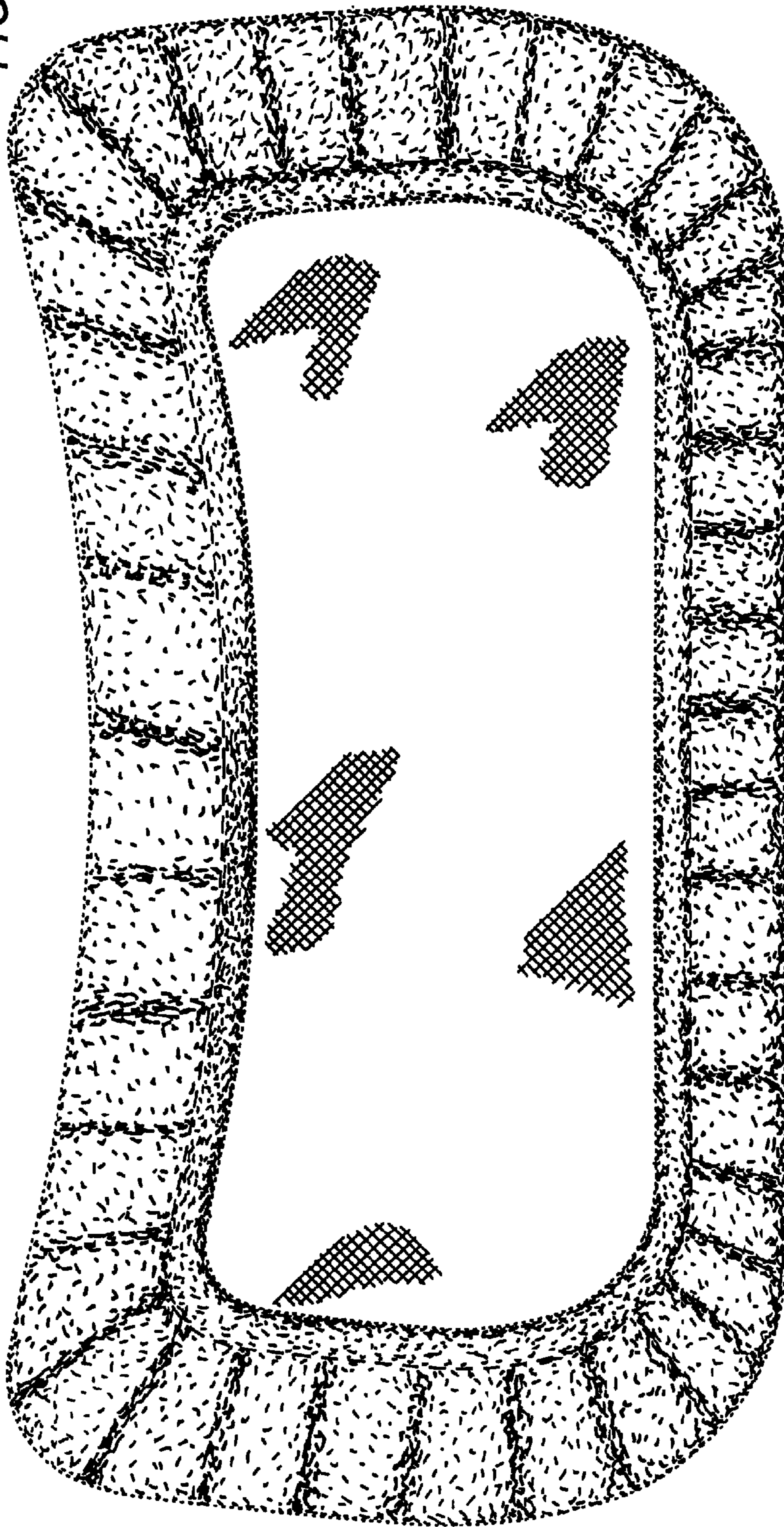



FIG. 5






FIG. 3



FIG. 4




FIG. 6

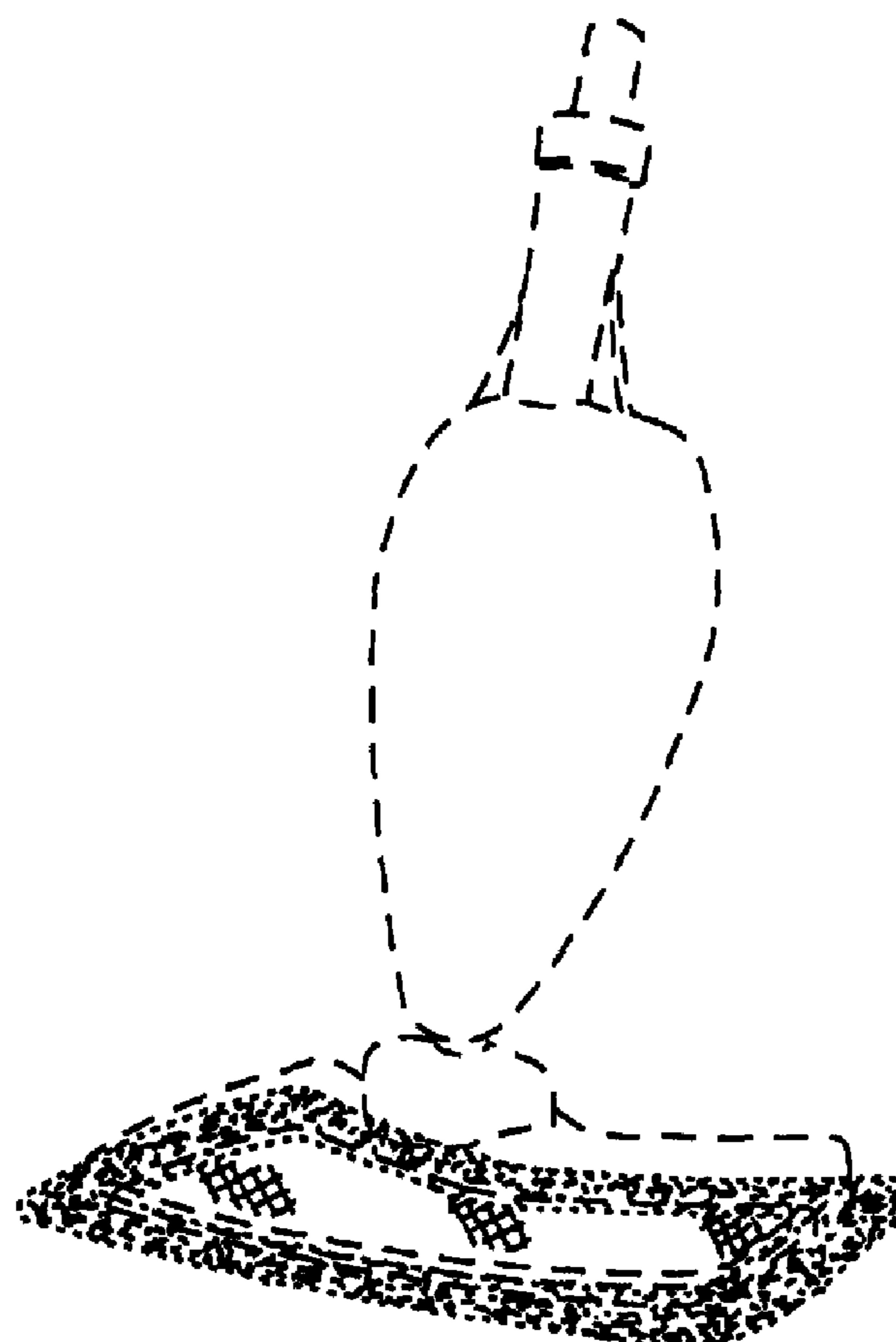


FIG. 7