



US00D622918S

(12) **United States Design Patent**
Choi et al.

(10) **Patent No.:** **US D622,918 S**

(45) **Date of Patent:** **** Aug. 31, 2010**

(54) **DOOR FOR DRUM-TYPE WASHING MACHINE**

(75) Inventors: **Hyoung Sub Choi**, Seoul (KR); **Sung kyung Lee**, Kyungki-do (KR); **Dong Won Chun**, Kyungki-do (KR)

(73) Assignee: **Samsung Electronics Co., Ltd.**, Suwon-Si (KR)

(**) Term: **14 Years**

(21) Appl. No.: **29/353,056**

(22) Filed: **Dec. 31, 2009**

(51) **LOC (9) Cl.** **15-05**

(52) **U.S. Cl.** **D32/25**

(58) **Field of Classification Search** D32/6,
D32/8, 5, 10, 1, 9, 25; 68/3 R, 5 R, 12.01,
68/212; 34/523-524

See application file for complete search history.

(56) **References Cited**

U.S. PATENT DOCUMENTS

D186,996 S *	1/1960	Romme et al.	D32/6
D191,918 S *	12/1961	Stern	D32/8
D236,152 S *	7/1975	Yamamoto	D32/8
D501,966 S *	2/2005	Hwang	D32/25
D562,508 S *	2/2008	Shin	D32/6
D563,062 S *	2/2008	Eicher et al.	D32/6
D565,809 S *	4/2008	Eicher et al.	D32/6

D575,463 S *	8/2008	Mao et al.	D32/6
D589,661 S *	3/2009	Oh et al.	D32/6

* cited by examiner

Primary Examiner—T. Chase Nelson

Assistant Examiner—Kathleen M Sims

(74) *Attorney, Agent, or Firm*—Ladas and Parry LLP

(57) **CLAIM**

We claim the ornamental design for door for drum-type washing machine, as shown and described.

DESCRIPTION

FIG. 1 is a front/right-side/top perspective view of a door for drum-type washing machine showing our new design;

FIG. 2 is a front-side elevational view thereof;

FIG. 3 is a rear-side elevational view thereof;

FIG. 4 is a left-side elevational view thereof;

FIG. 5 is a right-side elevational view thereof;

FIG. 6 is a top-side elevational view thereof; and

FIG. 7 is a bottom-side elevational view thereof; and,

FIG. 8 is a front/top perspective view which shows a door for drum-type washing machine are positioned on the front panel of washing machine.

The broken lines depict portions of the door for drum-type washing machine as well as environmental structure that form no part of the claimed design.

1 Claim, 7 Drawing Sheets

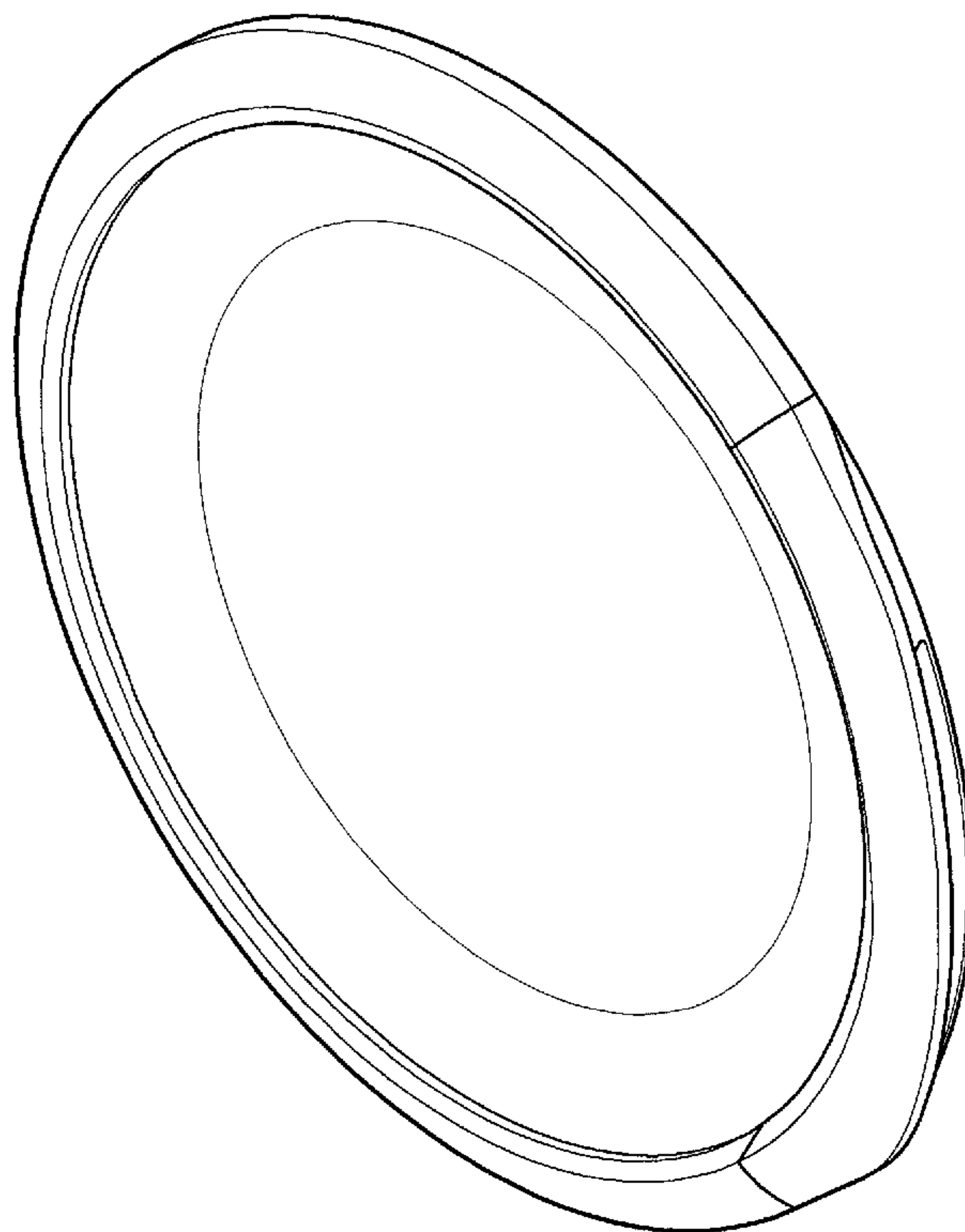


FIG. 1

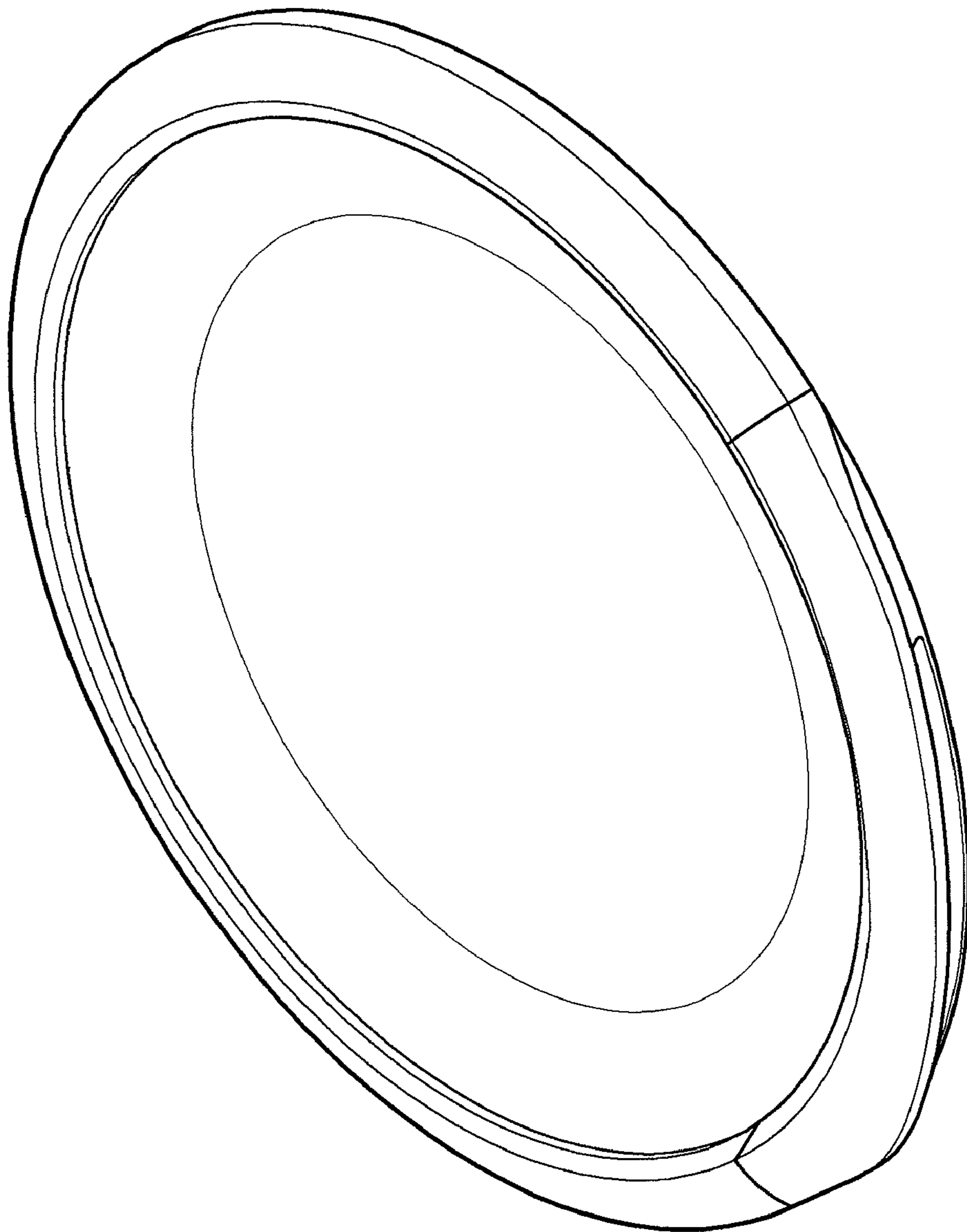


FIG. 2

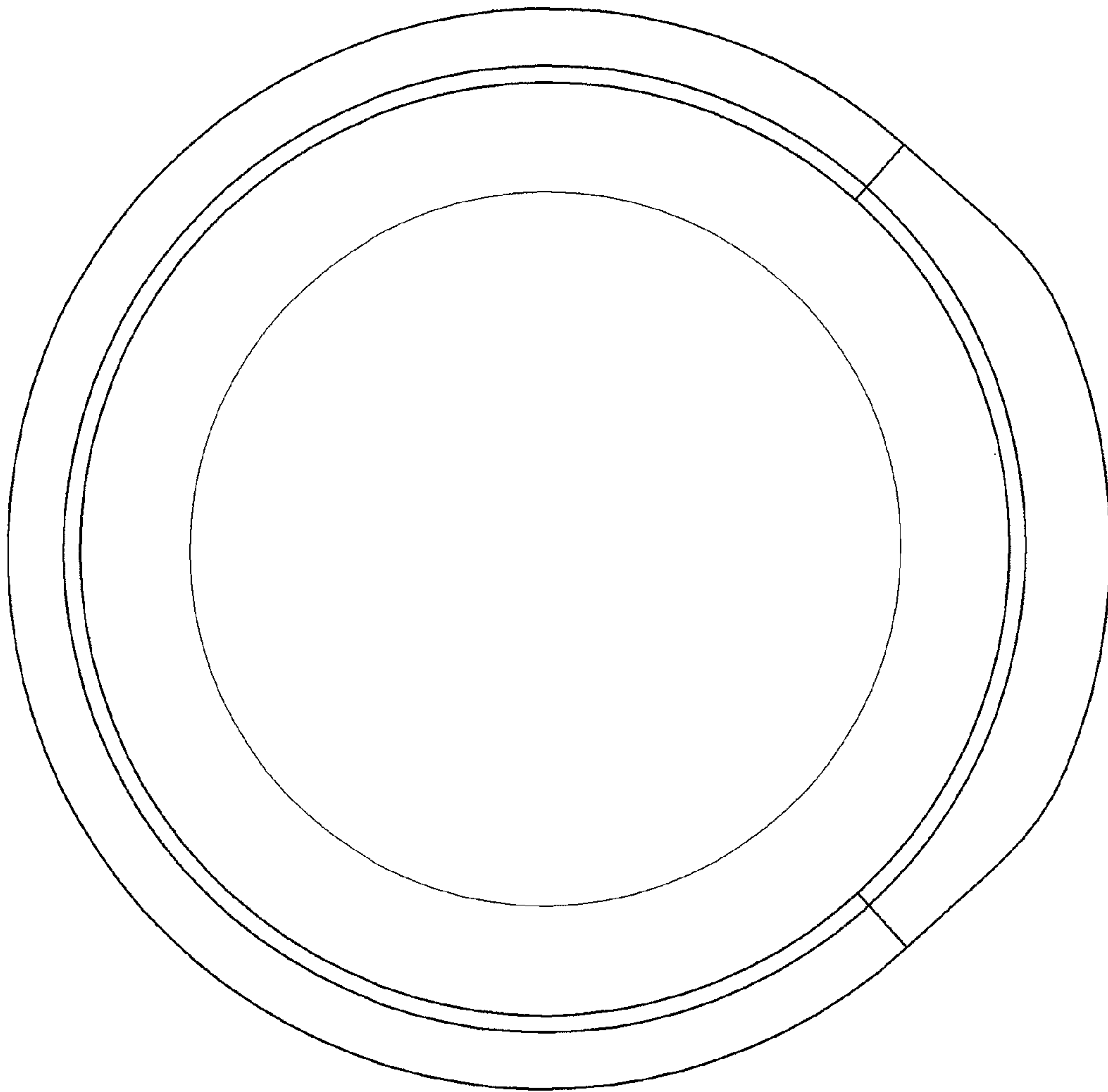


FIG. 3

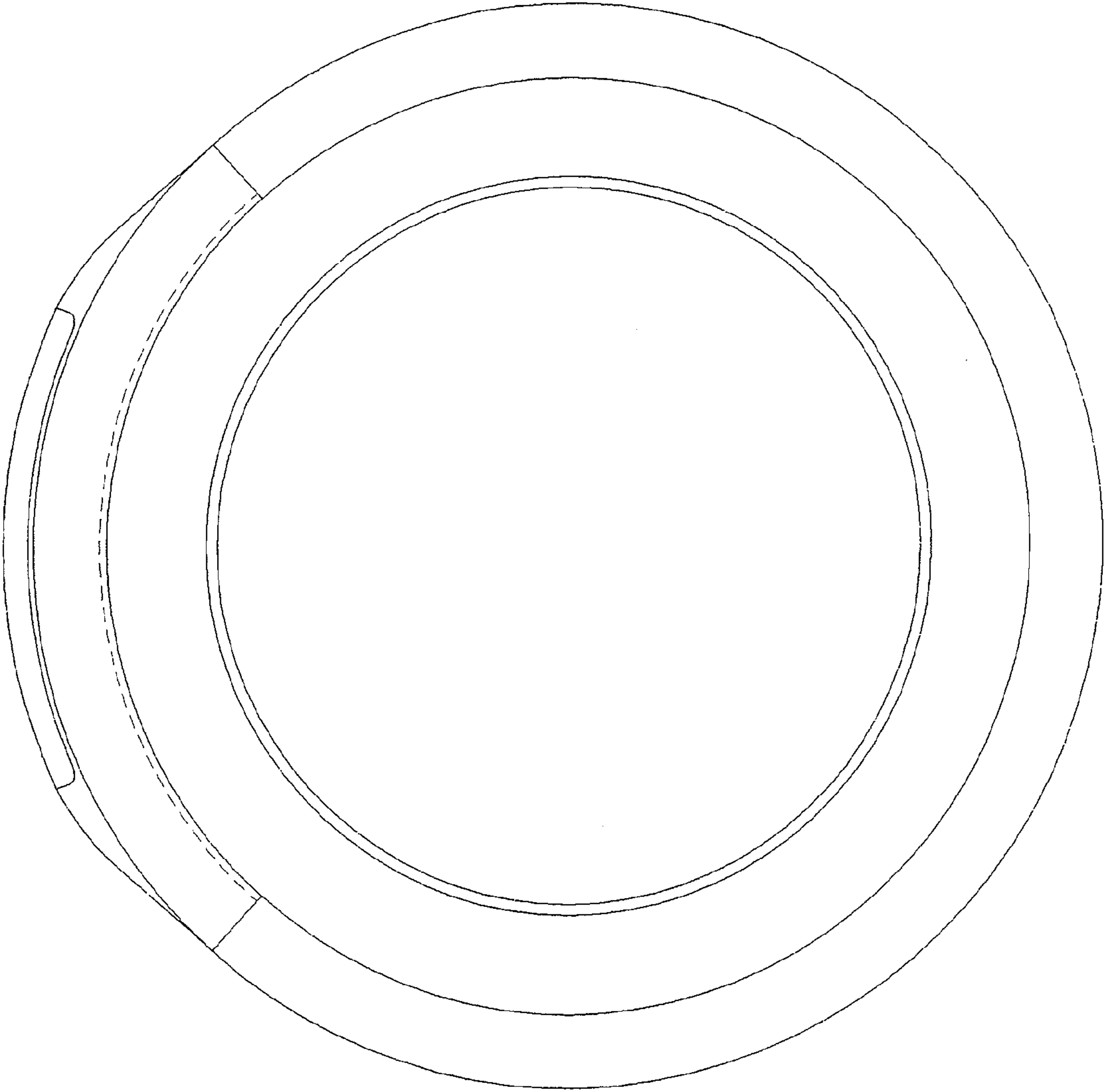


FIG. 4




FIG. 5




FIG. 6



FIG. 7




FIG. 8

