



US00D622917S

(12) **United States Design Patent**
Lee

(10) **Patent No.:** **US D622,917 S**
(45) **Date of Patent:** **** Aug. 31, 2010**

(54) **DRUM-TYPE WASHING MACHINE**

(75) Inventor: **Joo Hyung Lee**, Seoul (KR)

(73) Assignee: **Samsung Electronics Co., Ltd.**,
Suwon-Si (KR)

(**) Term: **14 Years**

(21) Appl. No.: **29/357,191**

(22) Filed: **Mar. 9, 2010**

(51) **LOC (9) Cl.** **15-05**

(52) **U.S. Cl.** **D32/6**

(58) **Field of Classification Search** D32/1,
D32/5-6, 8; 68/3 R, 5 R, 12.01, 12.08; 34/87-88,
34/524, 534; 312/31

See application file for complete search history.

(56) **References Cited**

U.S. PATENT DOCUMENTS

D496,709 S *	9/2004	Suh et al.	D32/6
D517,257 S *	3/2006	Kim et al.	D32/6
D517,756 S *	3/2006	Ha et al.	D32/6
D549,896 S *	8/2007	Suh	D32/6
D549,897 S *	8/2007	Suh	D32/6
D572,419 S *	7/2008	Park et al.	D32/6

D576,362 S *	9/2008	Park et al.	D32/6
D577,161 S *	9/2008	Jeon et al.	D32/6
D582,105 S *	12/2008	Cho et al.	D32/6
D589,661 S *	3/2009	Oh et al.	D32/6

* cited by examiner

Primary Examiner—T. Chase Nelson

Assistant Examiner—Kathleen M Sims

(74) *Attorney, Agent, or Firm*—Ladas & Parry LLP

(57) **CLAIM**

I claim the ornamental design for drum-type washing machine, as shown.

DESCRIPTION

FIG. 1 is a front/right-side/top perspective view of a drum-type washing machine showing our new design;

FIG. 2 is a front-side elevational view thereof;

FIG. 3 is a rear-side elevational view thereof;

FIG. 4 is a left-side elevational view thereof;

FIG. 5 is a right-side elevational view thereof;

FIG. 6 is a top-side elevational view thereof; and,

FIG. 7 is a bottom-side elevational view thereof.

1 Claim, 7 Drawing Sheets




FIG. 1




FIG. 2

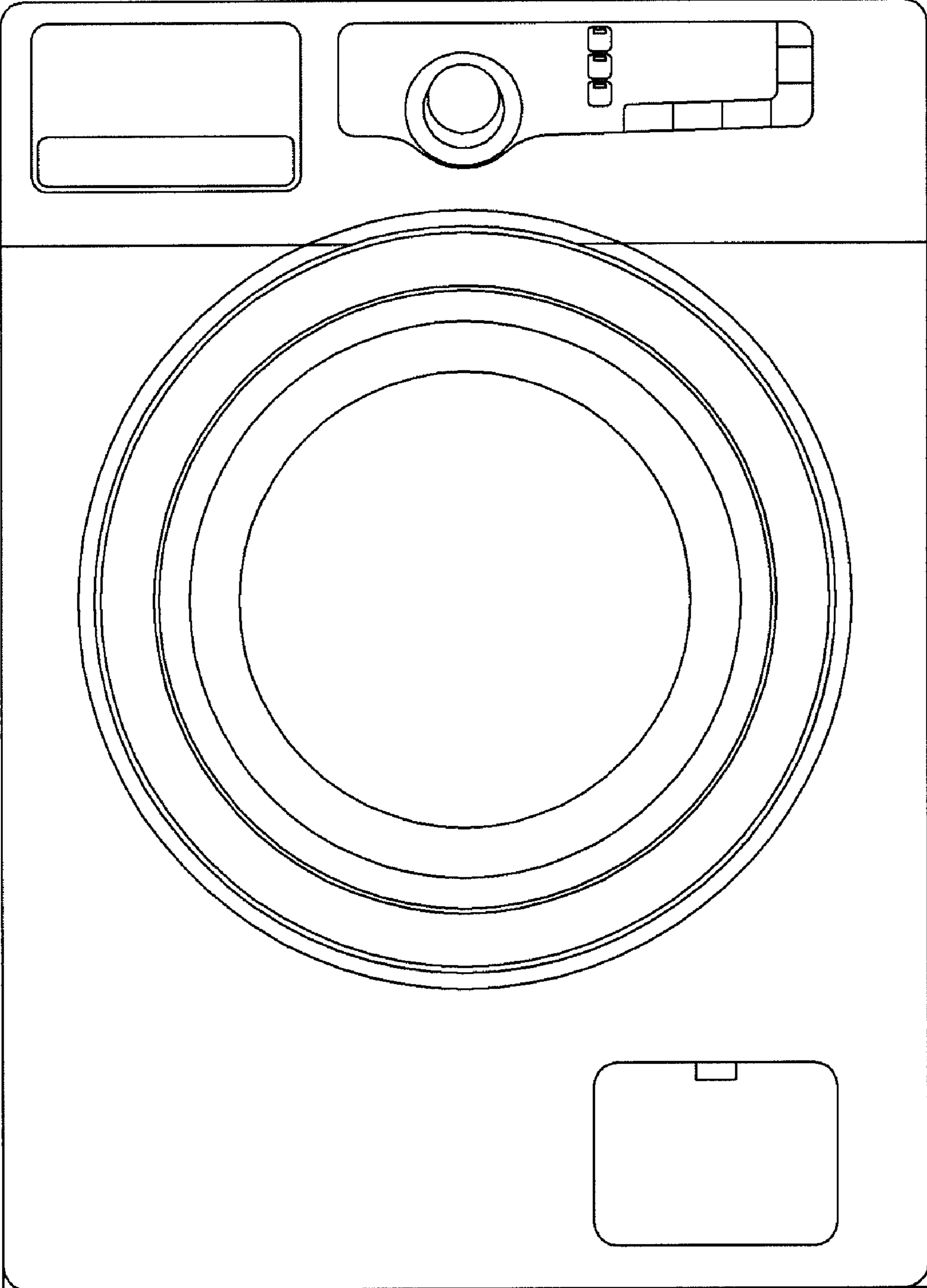


FIG. 3




FIG. 4

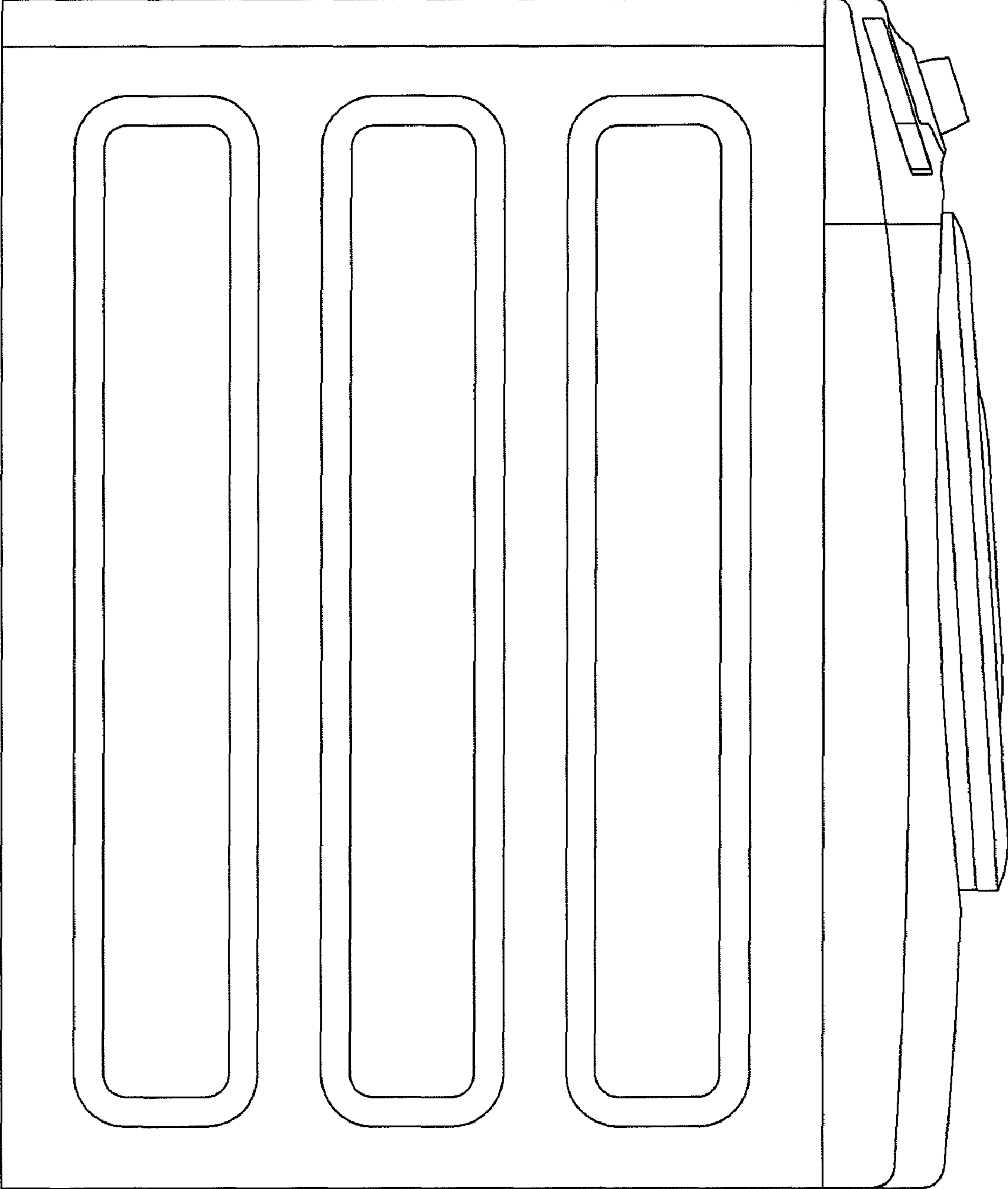


FIG. 5

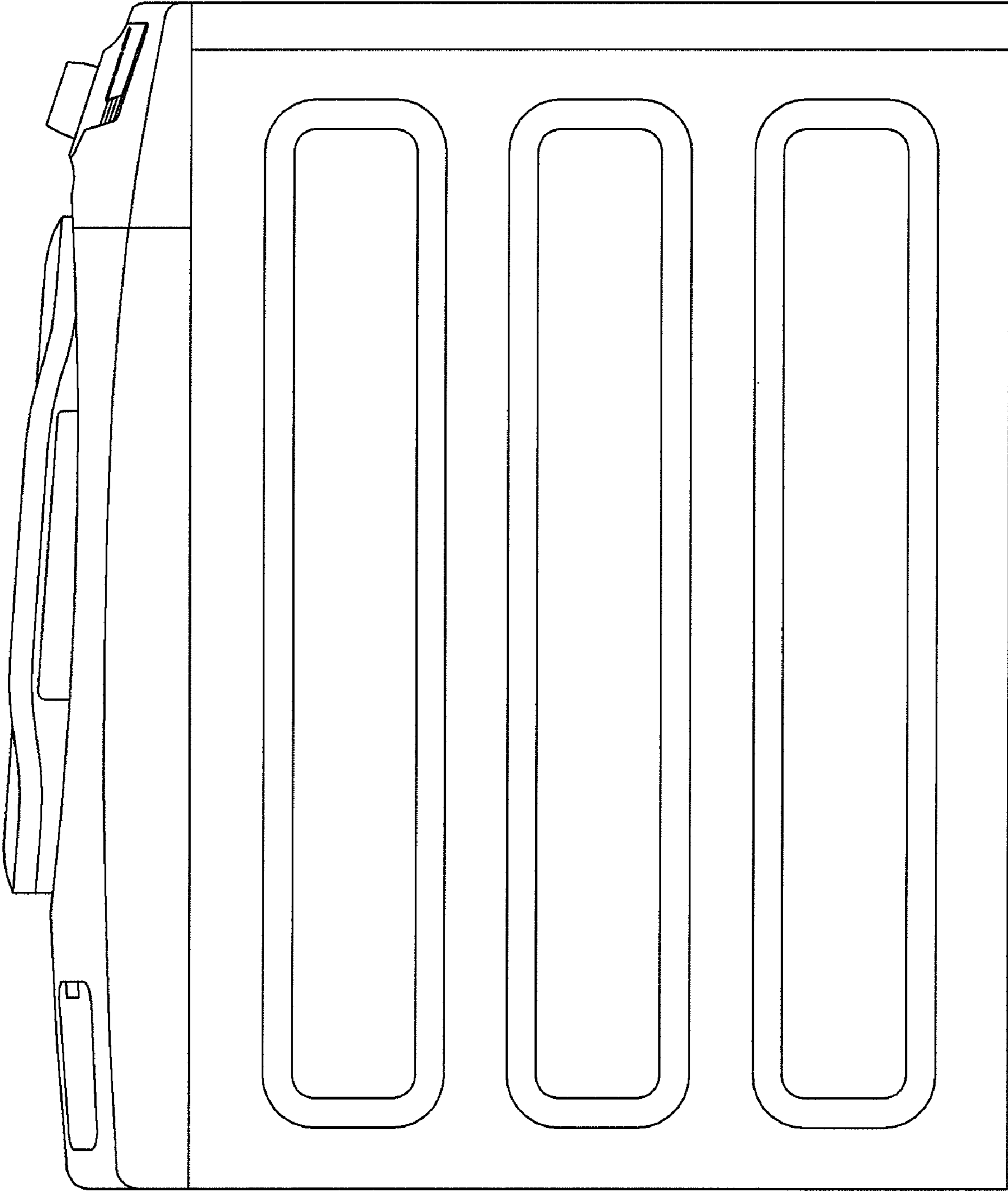


FIG. 6




FIG. 7

