



US00D622914S

(12) **United States Design Patent**
Crookshanks et al.

(10) **Patent No.:** **US D622,914 S**
(45) **Date of Patent:** **** Aug. 31, 2010**

(54) **PORTION OF AN APPLIANCE**
(75) Inventors: **Kent Allen Stephen Crookshanks**,
Anderson, SC (US); **Chuck Baker**,
Anderson, SC (US); **Robert H. Martin**,
Anderson, SC (US); **Ben Shrader**,
Anderson, SC (US); **Nic Saeger**,
Anderson, SC (US)
(73) Assignee: **Electrolux Home Products, Inc.**,
Cleveland, OH (US)
(**) Term: **14 Years**
(21) Appl. No.: **29/340,152**
(22) Filed: **Jul. 14, 2009**
(51) **LOC (9) Cl.** **15-05**
(52) **U.S. Cl.** **D32/3**
(58) **Field of Classification Search** D32/1,
D32/2, 3, 25, 28; D7/348, 349, 350, 351,
D7/405; 134/56 D, 57 D, 58 D, 58 DL, 113,
134/135, 200, 201; 68/212; 312/31; D15/89,
D15/91
See application file for complete search history.

D568,682 S * 5/2008 Crookshanks D7/405
D569,178 S * 5/2008 Crookshanks D7/405
D571,062 S * 6/2008 Suh et al. D32/2
D571,149 S * 6/2008 Crookshanks D7/405
D572,109 S * 7/2008 Busalt et al. D8/316
D572,110 S * 7/2008 Busalt et al. D8/316
D572,528 S * 7/2008 Crookshanks D7/405
D576,184 S * 9/2008 Crookshanks D15/91
D580,460 S * 11/2008 Crookshanks D15/91
D588,172 S * 3/2009 Yang et al. D15/89
D593,799 S * 6/2009 Cruver et al. D7/402
D597,820 S * 8/2009 Kirk D8/317
D610,594 S * 2/2010 Martin et al. D15/89
D612,206 S * 3/2010 Baker et al. D7/402
D612,678 S * 3/2010 Baker et al. D7/405
D612,679 S * 3/2010 Baker et al. D7/405
D612,680 S * 3/2010 Baker et al. D7/405
D612,681 S * 3/2010 Baker et al. D7/405
D612,684 S * 3/2010 Baker et al. D7/405

* cited by examiner

Primary Examiner—T. Chase Nelson
Assistant Examiner—Kathleen M Sims
(74) *Attorney, Agent, or Firm*—Banner & Witcoff, Ltd.

(56) **References Cited**

U.S. PATENT DOCUMENTS

D511,403 S * 11/2005 Ott et al. D32/3
D511,870 S * 11/2005 Paik D32/2
D512,543 S * 12/2005 Jeong D32/2
D512,544 S * 12/2005 Jeong et al. D32/3
D513,548 S * 1/2006 Jeong D32/2
D515,255 S * 2/2006 Jeong D32/3
D521,195 S * 5/2006 Park et al. D32/2
D525,477 S * 7/2006 Kim D7/351
D530,151 S * 10/2006 Huxhold et al. D7/405
D530,561 S * 10/2006 Kim D7/351
D540,497 S * 4/2007 Song D32/2
D541,132 S * 4/2007 Huxhold et al. D8/316
D543,321 S * 5/2007 Jeon et al. D32/2
D556,794 S * 12/2007 Vaughn et al. D15/89
D564,836 S * 3/2008 Crookshanks et al. D7/405
D565,351 S * 4/2008 Crookshanks et al. D7/405
D566,465 S * 4/2008 Crookshanks D7/405
D567,262 S * 4/2008 Crookshanks D15/91

(57) **CLAIM**

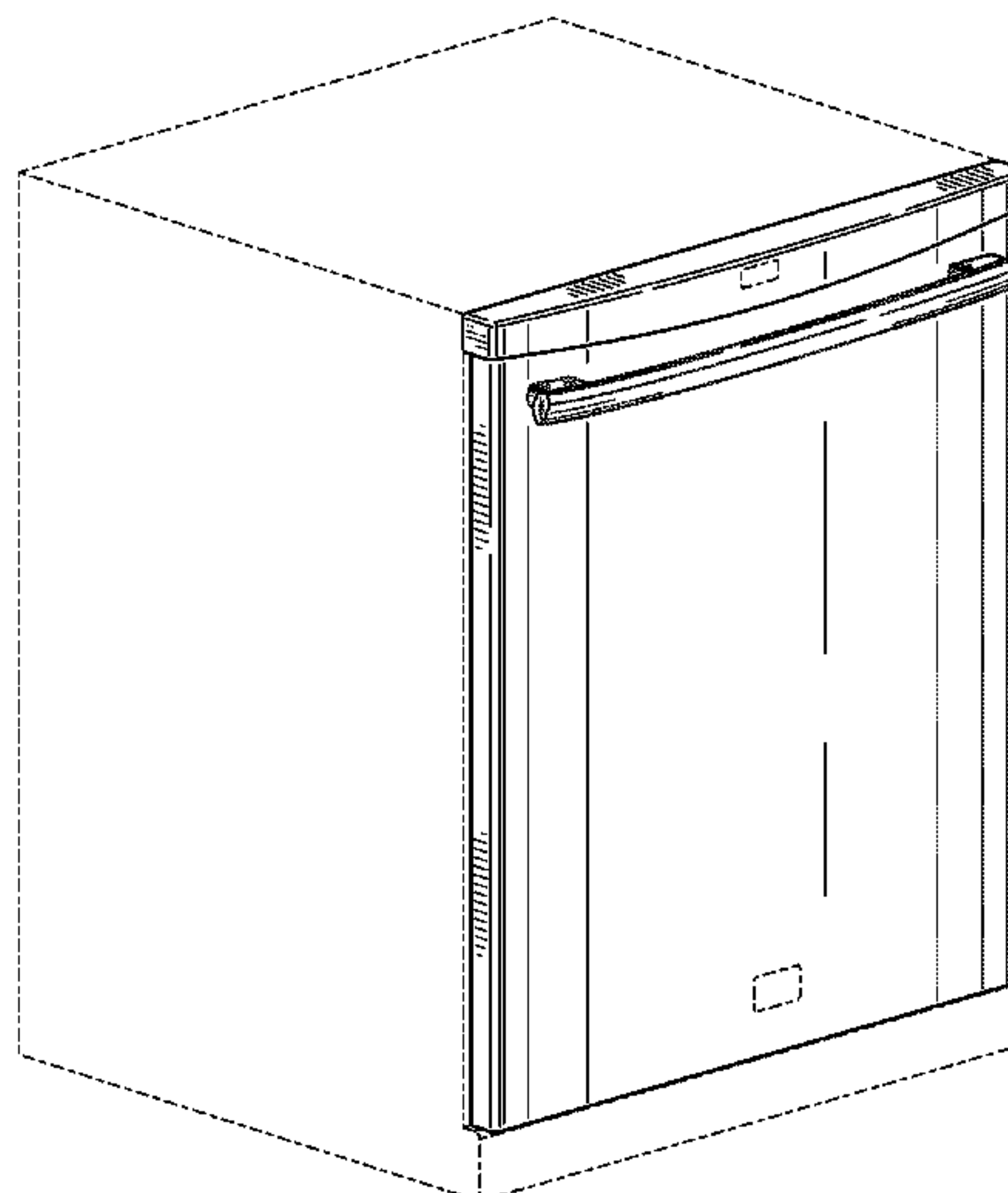
The ornamental design for a portion of an appliance, as shown and described.

DESCRIPTION

FIG. 1 is a front perspective view of a portion of an appliance showing our new design;
FIG. 2 is a front view thereof;
FIG. 3 is a right side view thereof;
FIG. 4 is a left side view thereof;
FIG. 5 is a top view thereof; and,
FIG. 6 is a bottom view thereof.

The broken line showing of various regions, including the unshaded areas therein, is for illustrative purposes and forms no part of the claimed design.

1 Claim, 6 Drawing Sheets



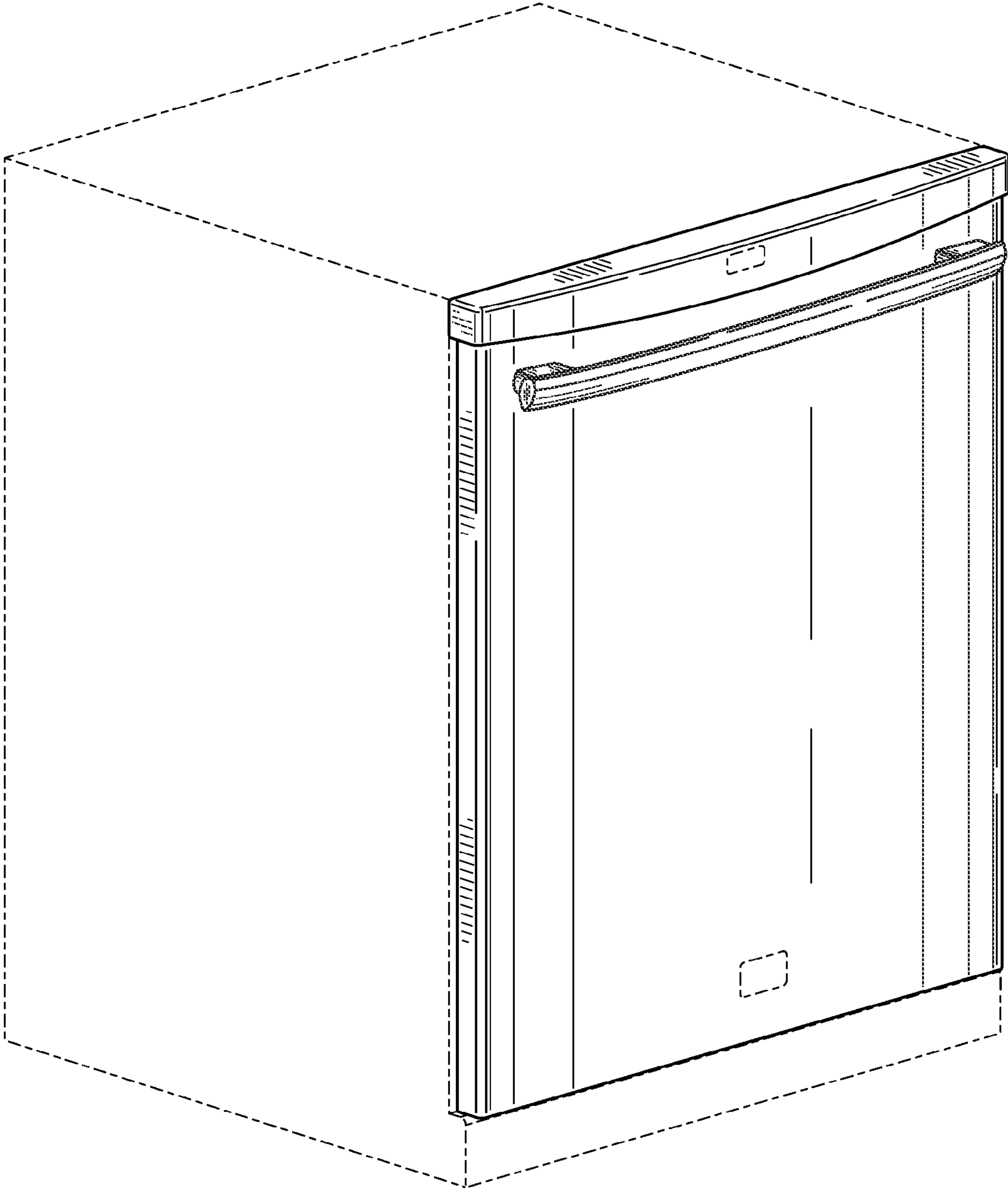


FIG. 1

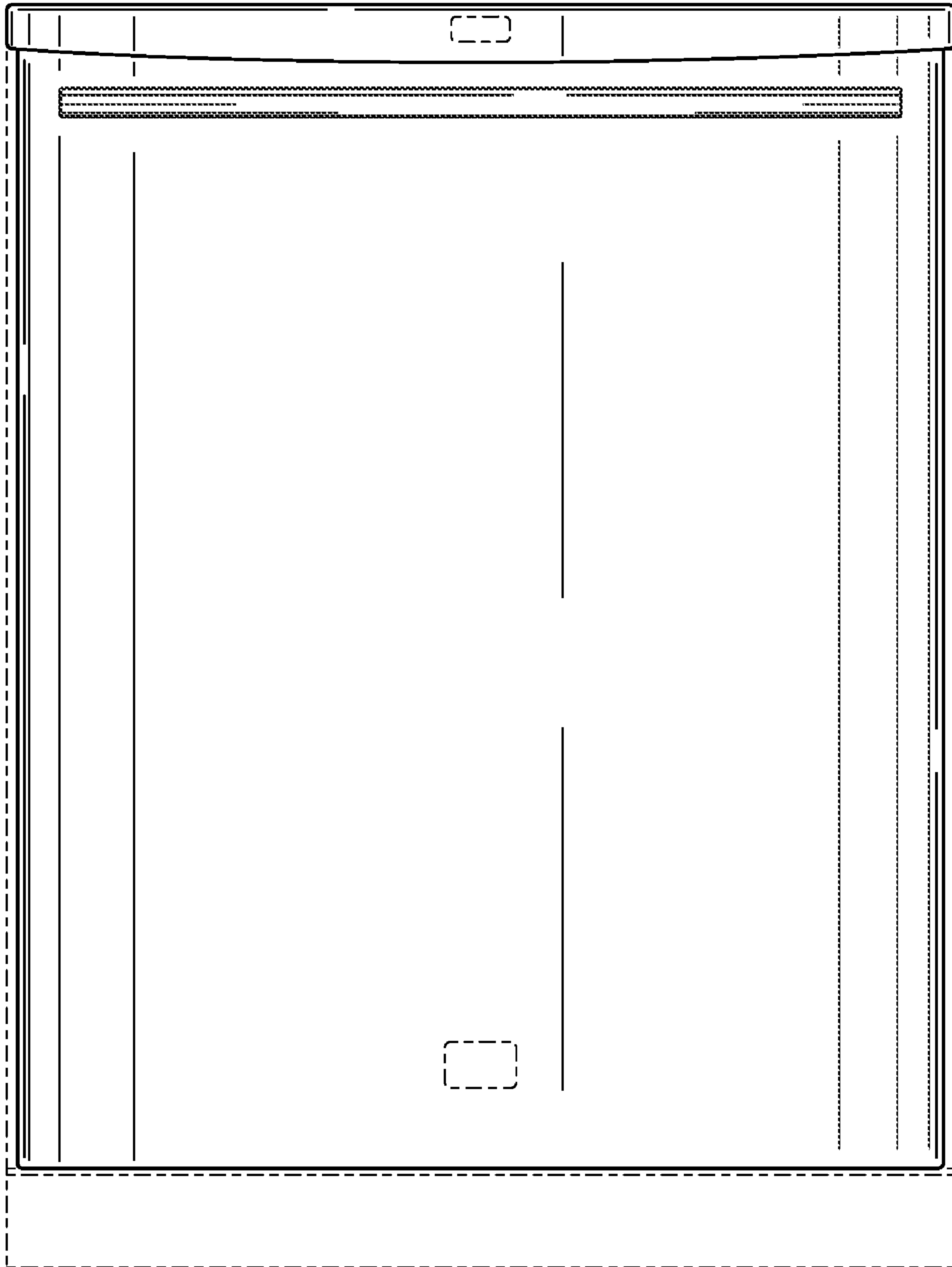


FIG. 2




FIG. 3




FIG. 4

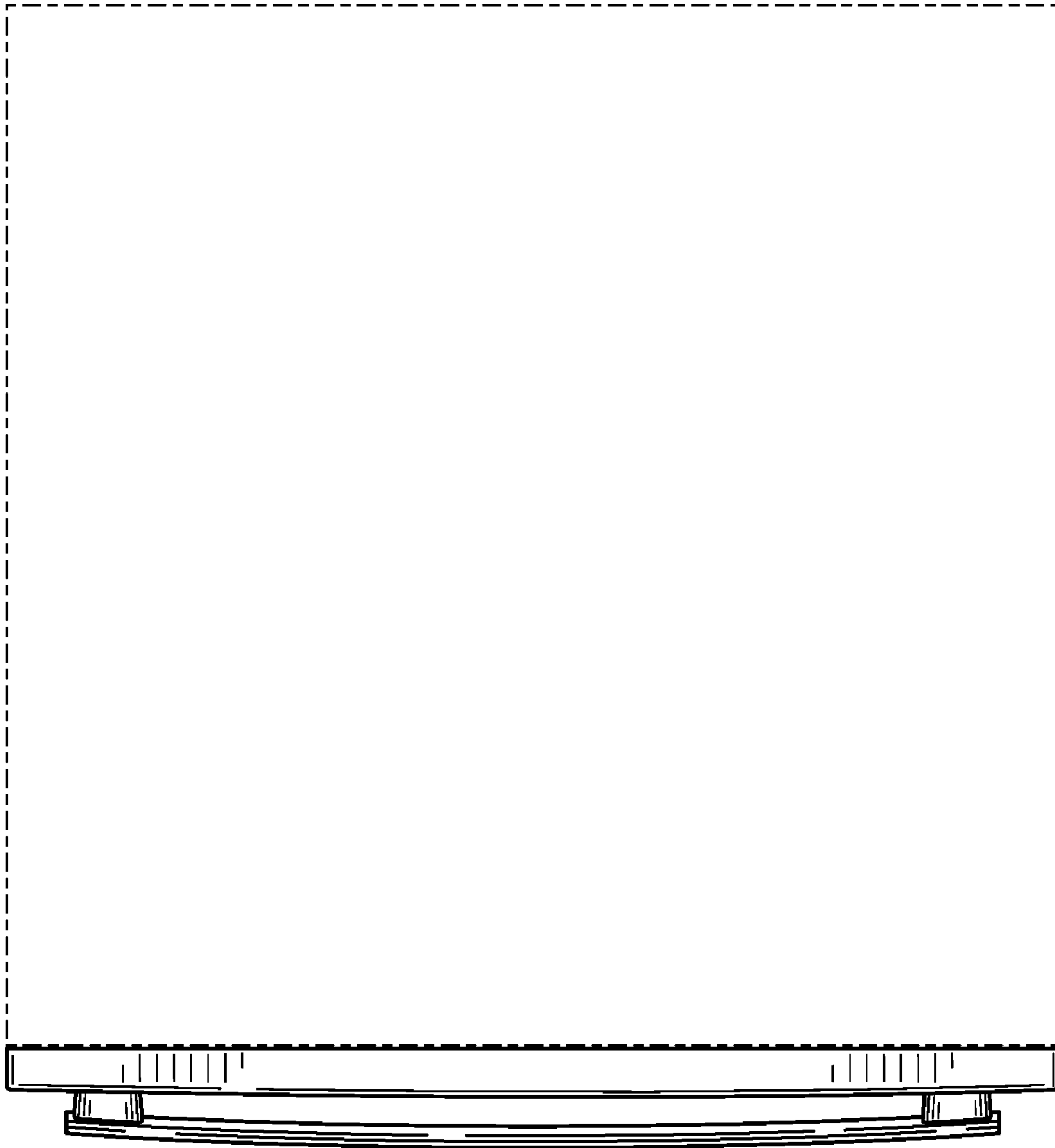


FIG. 5




FIG. 6