



US00D622909S

(12) **United States Design Patent**
Tajima

(10) **Patent No.:** **US D622,909 S**
(45) **Date of Patent:** **** Aug. 31, 2010**

(54) **SHIELD FOR A HELMET**

JP D1335847 7/2008

(75) Inventor: **Noritaka Tajima**, Tokyo (JP)

(73) Assignee: **Midori Anzen Co., Ltd.**, Tokyo (JP)

(**) Term: **14 Years**

(21) Appl. No.: **29/341,652**

(22) Filed: **Aug. 10, 2009**

(51) **LOC (9) Cl.** **09-03**

(52) **U.S. Cl.** **D29/122**

(58) **Field of Classification Search** D29/102-110,
D29/122; 2/410-414, 416-425, 5, 6.1-6.7,
2/15, 7

See application file for complete search history.

(56) **References Cited**

U.S. PATENT DOCUMENTS

D319,899 S * 9/1991 Pernicka D29/109
D569,557 S * 5/2008 Cho D29/122
D611,659 S * 3/2010 Isobe D29/122

FOREIGN PATENT DOCUMENTS

JP D1154227 9/2002
JP D1154228 9/2002
JP D1335846 7/2008

OTHER PUBLICATIONS

U.S. Appl. No. 29/341,652, filed Aug. 10, 2009, Tajima.

U.S. Appl. No. 29/341,654, filed Aug. 10, 2009, Tajima.

* cited by examiner

Primary Examiner—Lisa P Lichtenstein

(74) *Attorney, Agent, or Firm*—Oblon, Spivak, McClelland,
Maier & Neustadt, L.L.P.

(57) **CLAIM**

The ornamental design for a shield for a helmet, as shown and described.

DESCRIPTION

FIG. 1 is a front, top, and right side perspective view of a shield for a helmet;

FIG. 2 is a front elevational view thereof;

FIG. 3 is a rear elevational view thereof;

FIG. 4 is a left side elevational view thereof;

FIG. 5 is a right side elevational view thereof;

FIG. 6 is a top plan view thereof; and,

FIG. 7 is a bottom plan view thereof.

The broken line showing of portions of a shield for a helmet is included for the purpose of illustrating environmental structure and forms no part of the claimed design.

1 Claim, 7 Drawing Sheets





Fig. 1

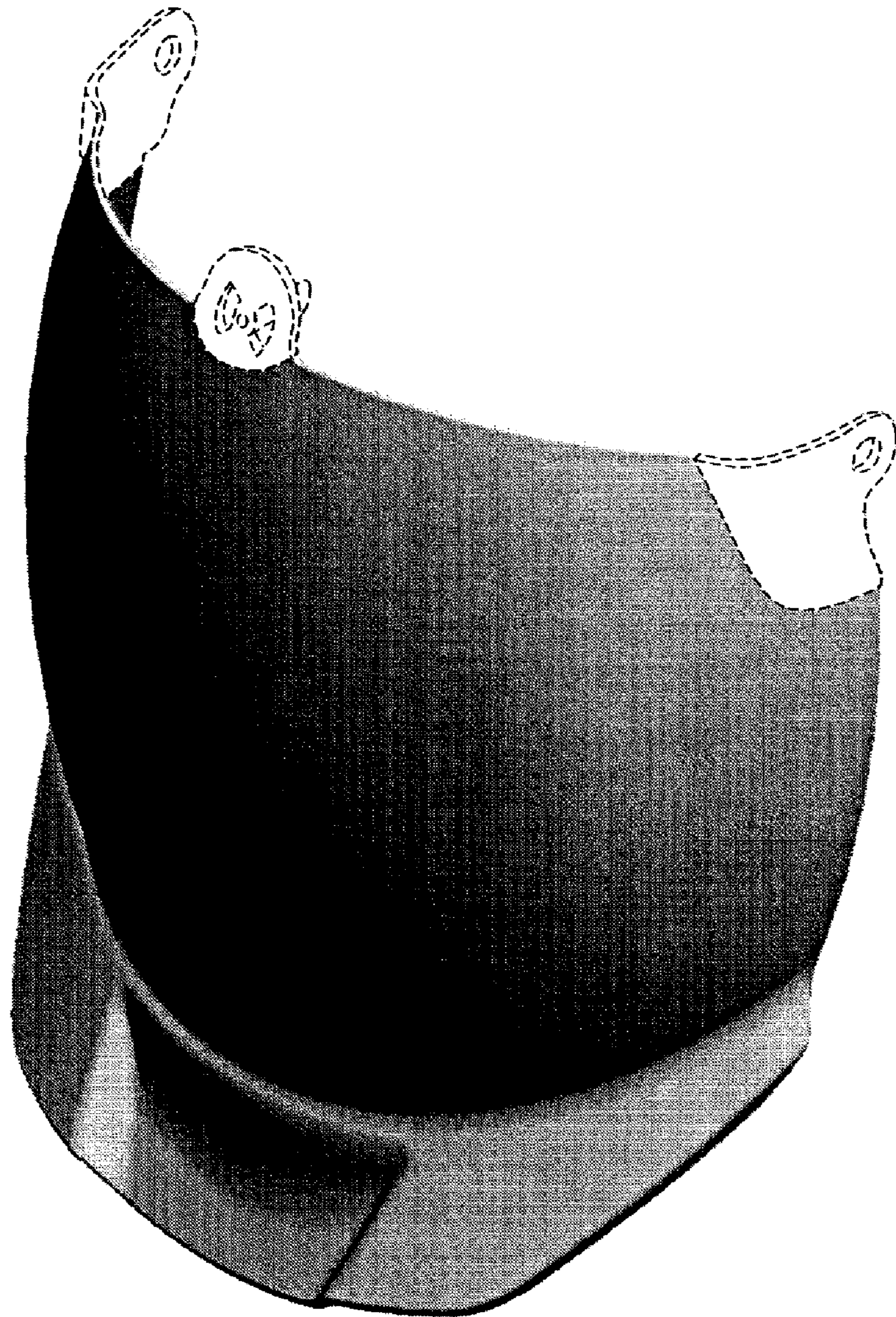


Fig.2

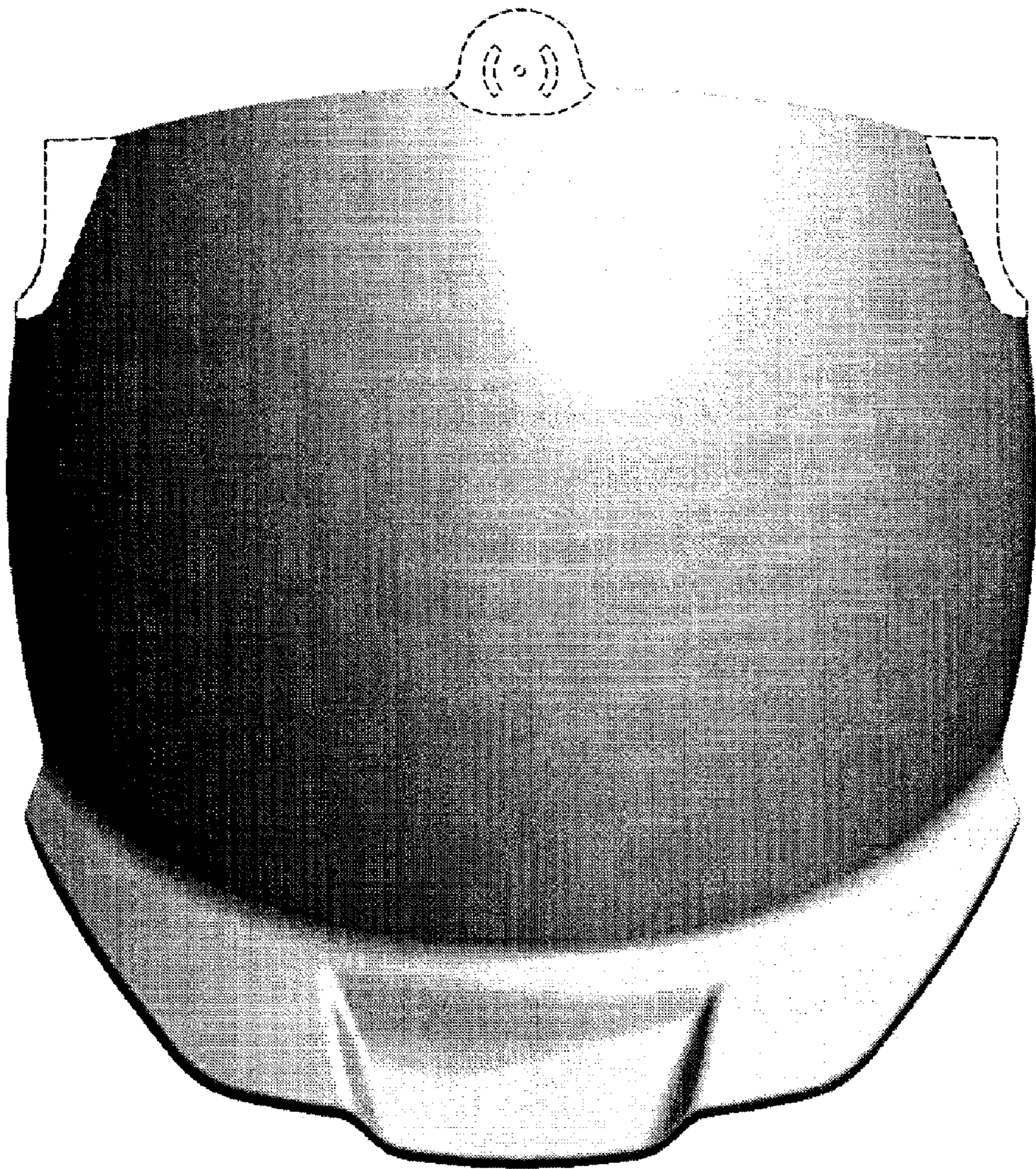


Fig.3

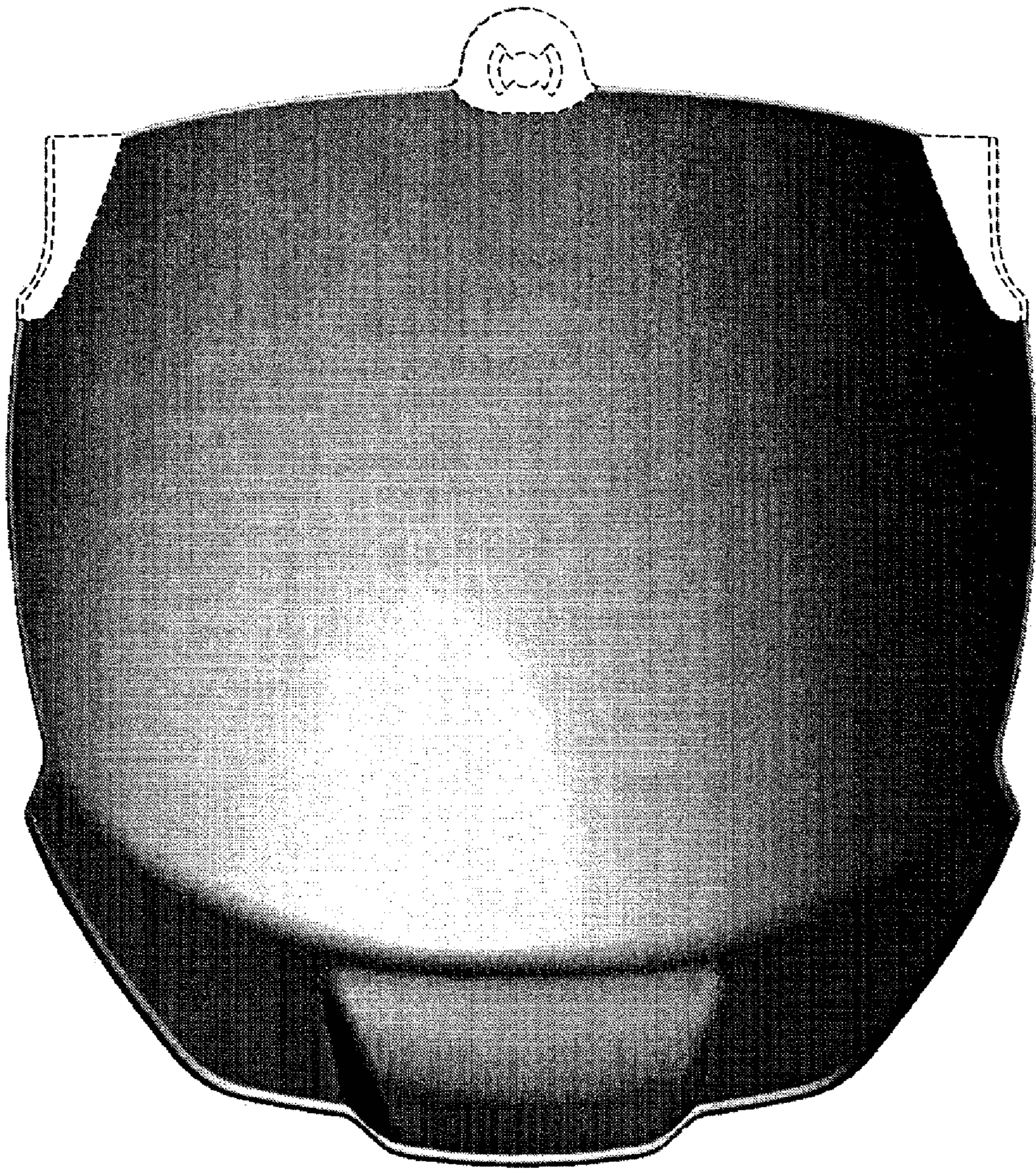


Fig.4




Fig.5




Fig.6

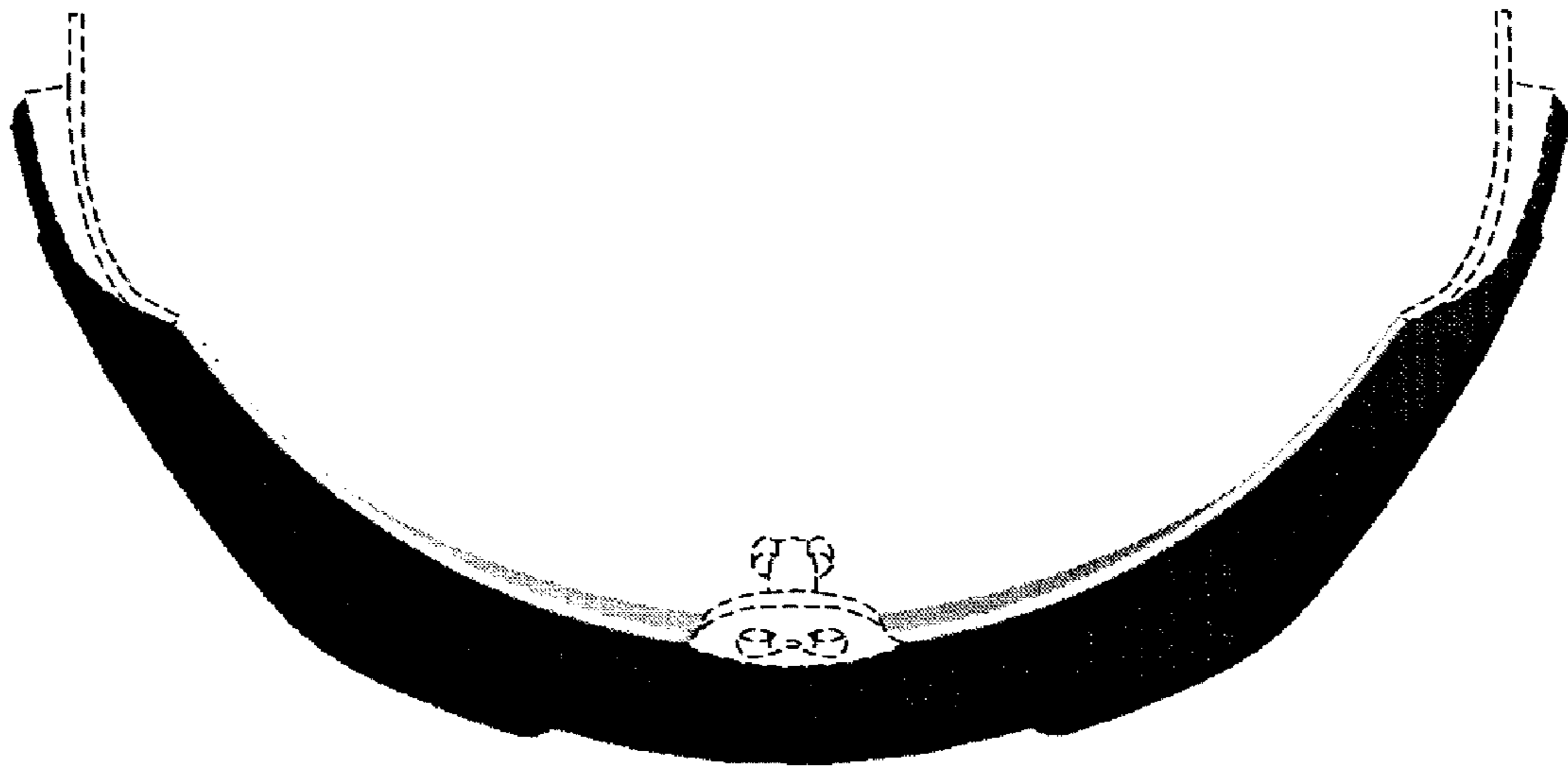


Fig.7

