



US00D622901S

(12) **United States Design Patent**
Smith et al.

(10) **Patent No.:** **US D622,901 S**

(45) **Date of Patent:** **** Aug. 31, 2010**

(54) **CIGAR LIGHTER**

D581,094 S * 11/2008 Smith D27/157

(76) Inventors: **Andrew Smith**, 32 Shore Rd., Pascoag,
RI (US) 02859; **Leslie B. Mann**, 299
Major Potter Rd., Warwick, RI (US)
02886

* cited by examiner

Primary Examiner—Jennifer Rivard
(74) *Attorney, Agent, or Firm*—Frank Marino

(**) Term: **14 Years**

(57) **CLAIM**

(21) Appl. No.: **29/355,916**

The ornamental design for a cigar lighter, as shown and described.

(22) Filed: **Feb. 17, 2010**

DESCRIPTION

(51) **LOC (9) Cl.** **27-05**

FIG. 1 is a perspective view of a cigar lighter according to my new design;

(52) **U.S. Cl.** **D27/141; D27/154**

FIG. 2 is a front view of the lighter of FIG. 1;

(58) **Field of Classification Search** D27/141–160;
D7/416; 431/129–153, 253–257, 273–277

FIG. 3 is a left side view of the lighter of FIG. 1 (the right side view being a mirror image thereof);

See application file for complete search history.

FIG. 4 is a rear view of the lighter of FIG. 1;

FIG. 5 is a top view of the lighter of FIG. 1; and,

(56) **References Cited**

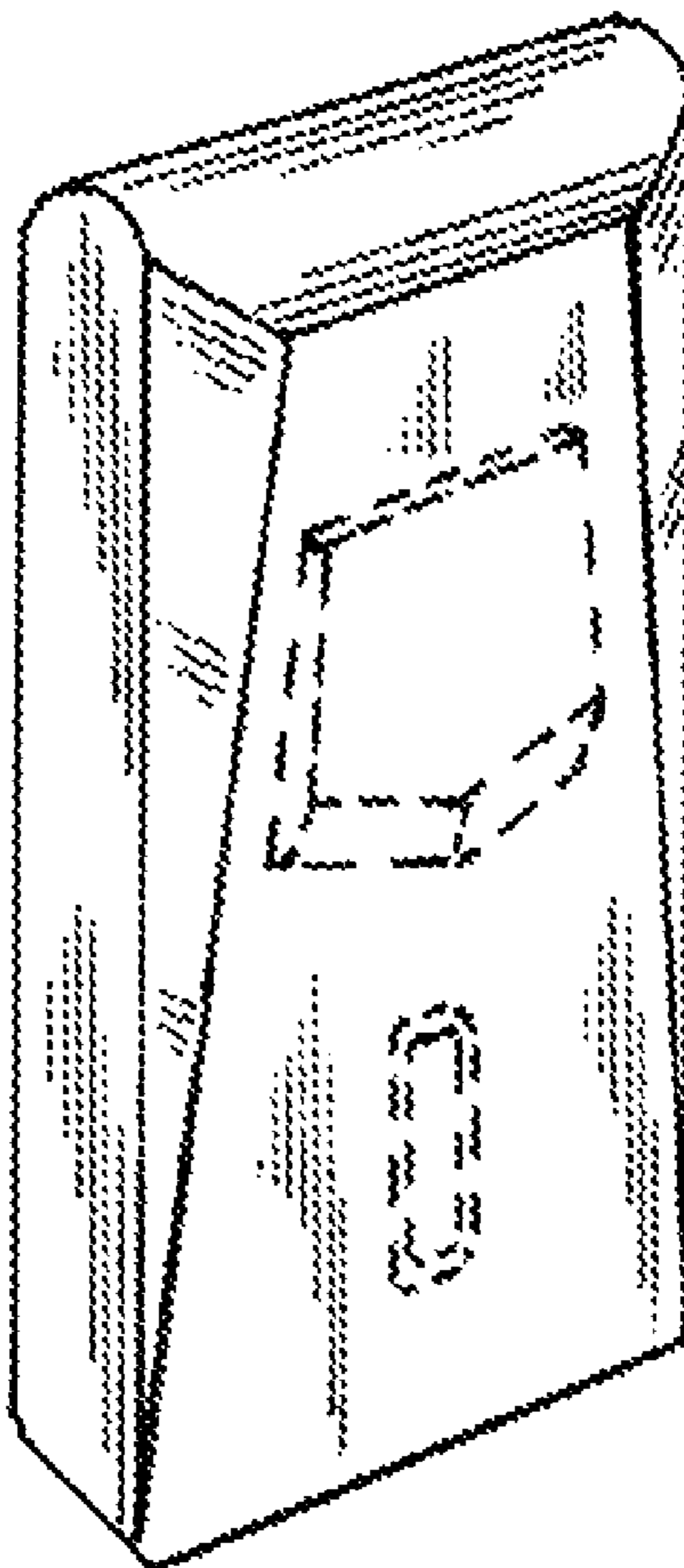
FIG. 6 is a bottom view of the lighter of FIG. 1.

U.S. PATENT DOCUMENTS

The broken lines shown are included for the purpose of illustrating unclaimed portions of the article and form no part of the claimed design.

D454,222 S *	3/2002	Park	D27/157
D489,479 S *	5/2004	Chuang	D27/157
D539,473 S *	3/2007	Almsberger et al.	D27/157
D577,151 S *	9/2008	Smith	D27/143

1 Claim, 1 Drawing Sheet



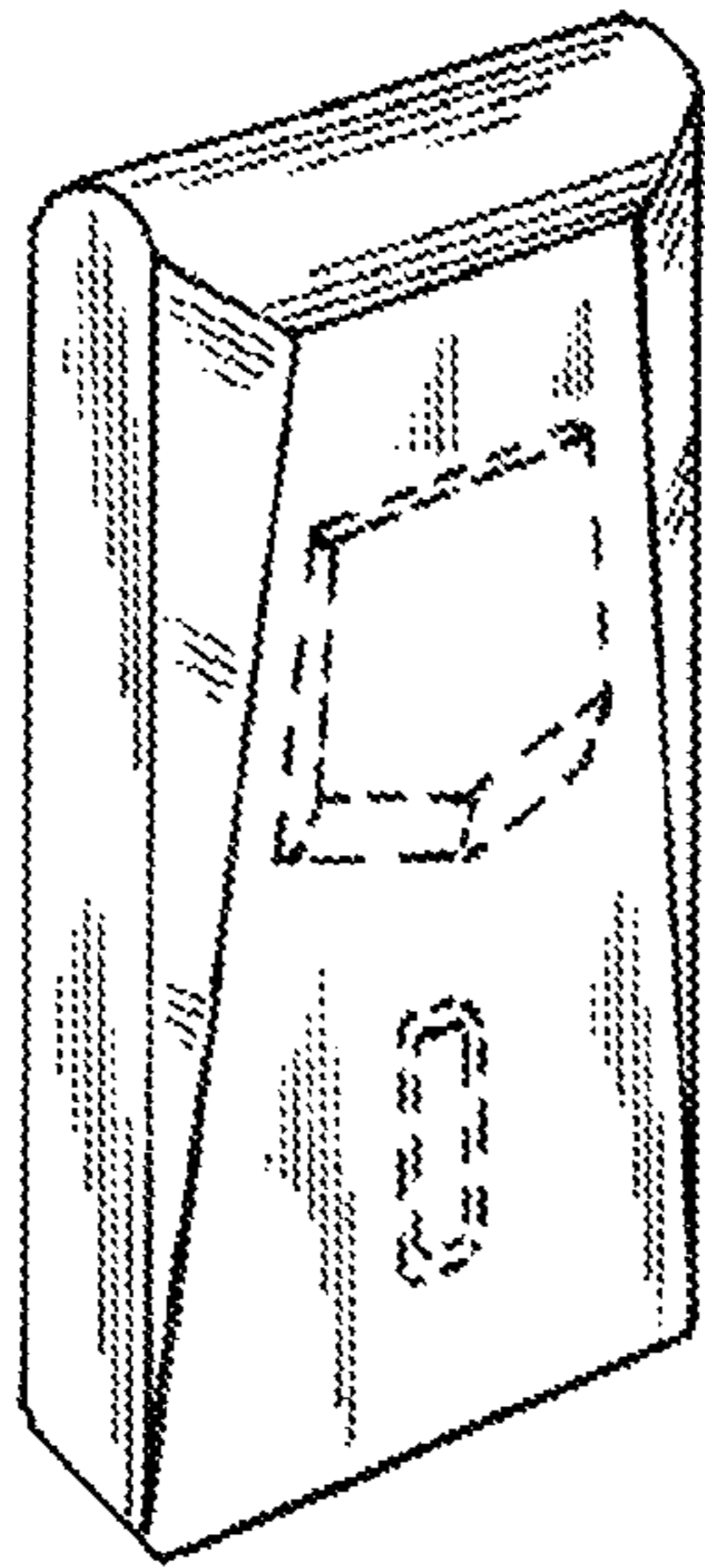


Fig. 1

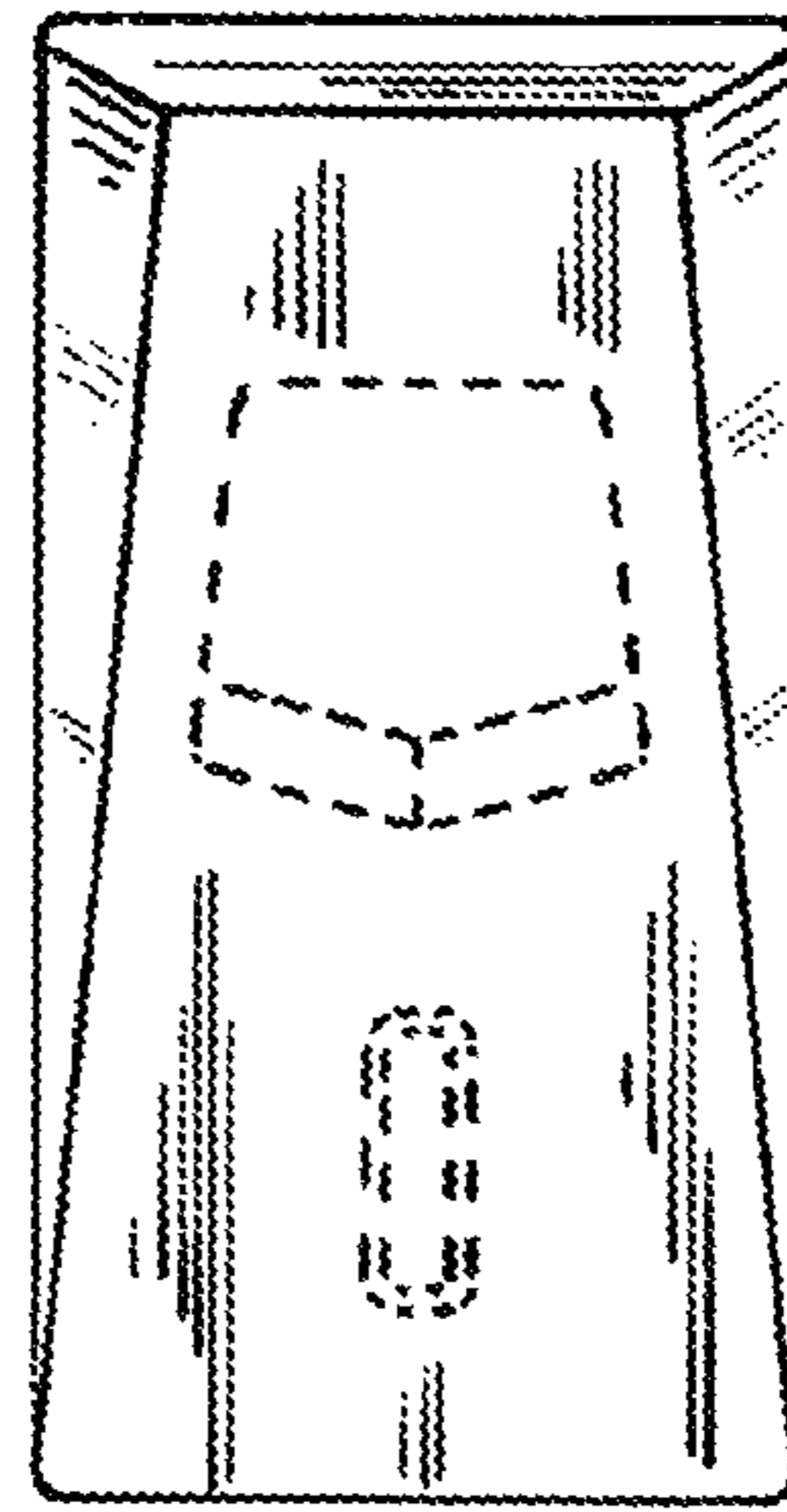


Fig. 2




Fig. 4



Fig. 3



Fig. 6



Fig. 5