



US00D622832S

(12) **United States Design Patent**  
**Rudquist**

(10) **Patent No.:** **US D622,832 S**

(45) **Date of Patent:** **\*\* Aug. 31, 2010**

(54) **TOILET BOWL GUIDE**

6,073,274 A \* 6/2000 McQueen ..... 4/245.4  
6,996,859 B1 \* 2/2006 Alonso et al. .... 4/245.1

(76) **Inventor:** **Sean Rudquist**, 15387 Aquila Ave.  
South, Savage, MN (US) 55398

\* cited by examiner

(\*\*) **Term:** **14 Years**

*Primary Examiner*—Robert A Delehanty  
(74) *Attorney, Agent, or Firm*—Richard John Bartz

(21) **Appl. No.:** **29/314,408**

(57) **CLAIM**

(22) **Filed:** **Mar. 30, 2009**

The ornamental design for a toilet bowl guide, as shown and described.

(51) **LOC (9) Cl.** ..... **23-02**

(52) **U.S. Cl.** ..... **D23/311**

(58) **Field of Classification Search** ..... D23/303,  
D23/309, 311; 4/243.3, 245.1, 901.661  
See application file for complete search history.

**DESCRIPTION**

FIG. 1 is a front plan view of the toilet bowl guide of my design;

FIG. 2 is a back plan view thereof;

FIG. 3 is a side elevational view of the right side thereof;

FIG. 4 is a side elevational view of the left side thereof;

FIG. 5 is a bottom elevational view thereof;

FIG. 6 is a top elevational view thereof; and,

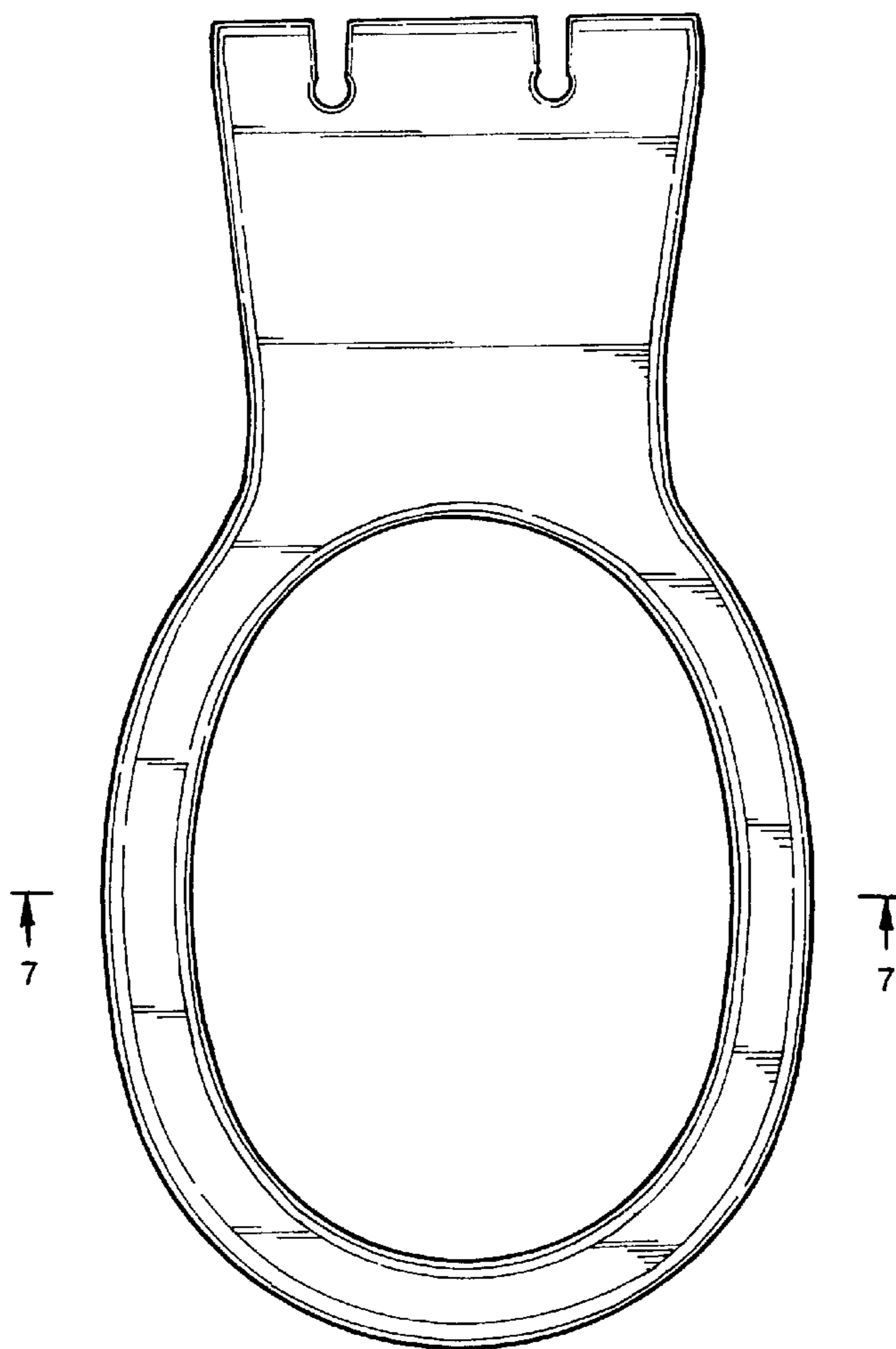
FIG. 7 is a sectional view taken along line 7—7 of FIG. 1.

(56) **References Cited**

**U.S. PATENT DOCUMENTS**

1,456,685	A *	5/1923	Wilder	.....	4/245.8
1,643,413	A *	9/1927	Mahoney	.....	4/245.6
1,676,940	A *	7/1928	Bing	.....	4/245.8
D245,425	S *	8/1977	Annis	.....	D23/310
5,729,838	A *	3/1998	Schweizer	.....	4/245.8
5,974,594	A *	11/1999	Schweizer	.....	4/245.8

**1 Claim, 3 Drawing Sheets**



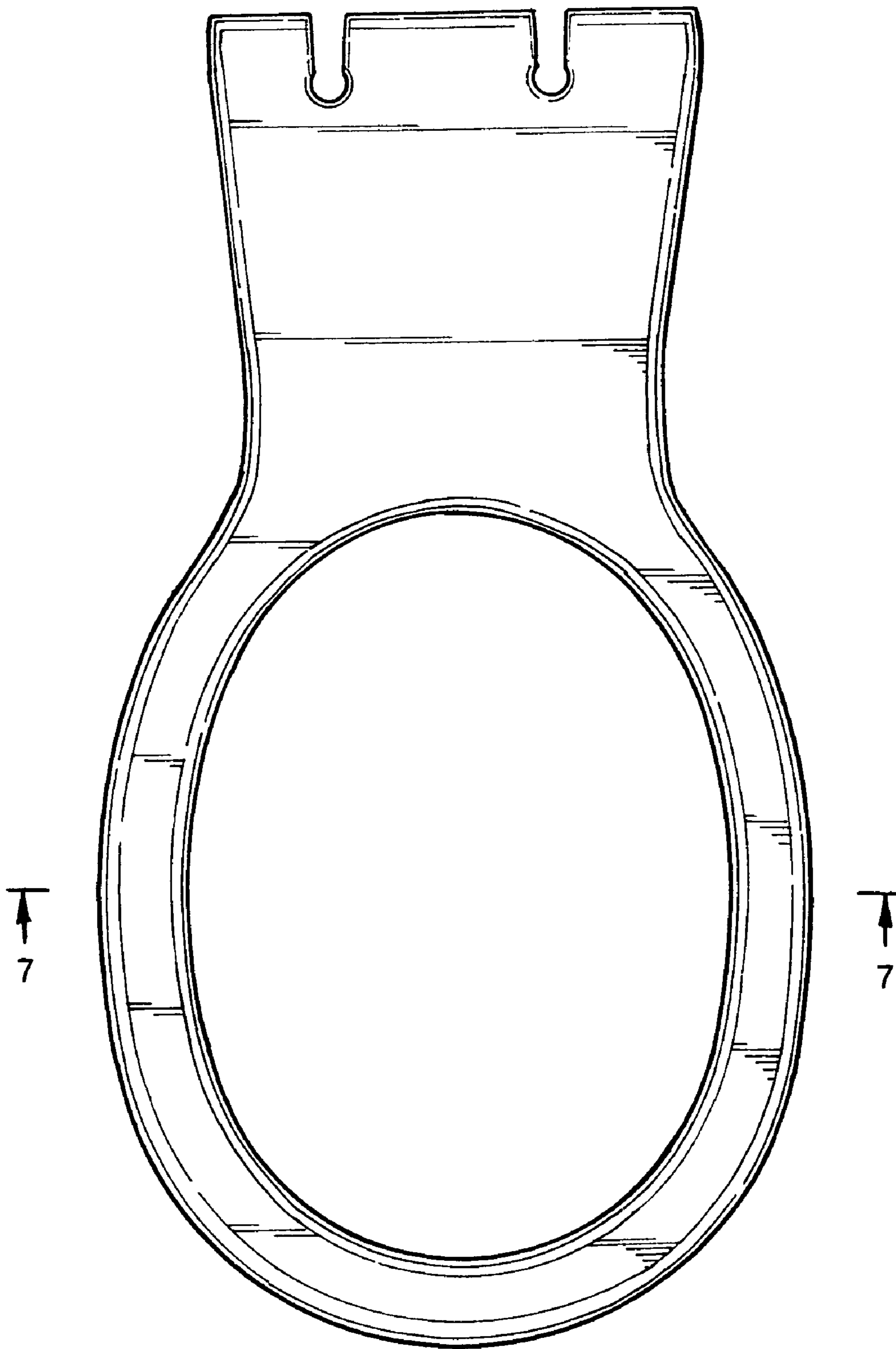


FIG.1

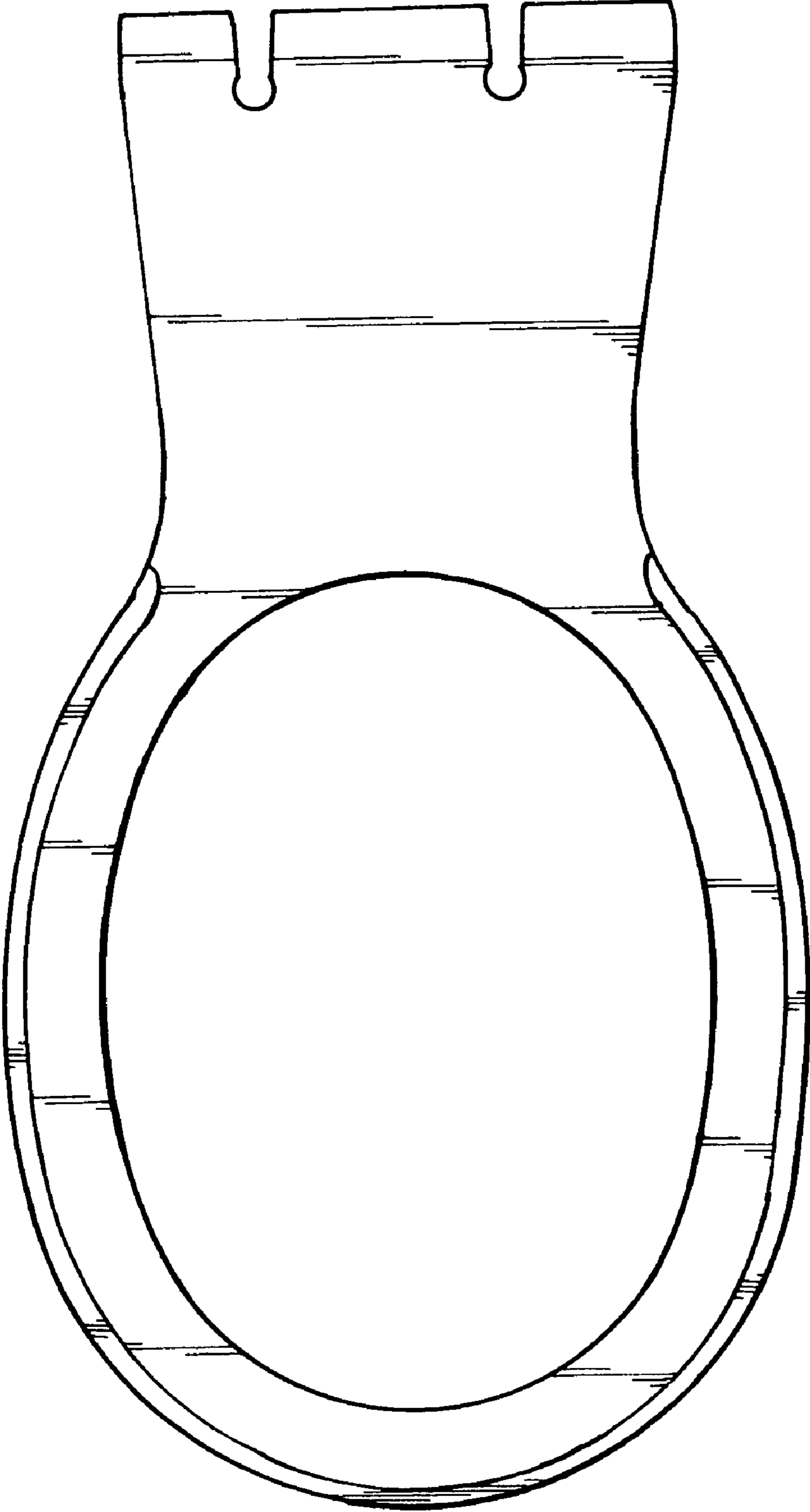


FIG.2



FIG.3



FIG.4




FIG.5




FIG.6




FIG.7