



US00D622809S

(12) **United States Design Patent**
Montgomery et al.

(10) **Patent No.:** **US D622,809 S**

(45) **Date of Patent:** **** Aug. 31, 2010**

(54) **SHOWERHEAD**

(75) Inventors: **Howard M. Montgomery**, Skokie, IL (US); **Coralee S. Sandee**, Sheboygan, WI (US)

(73) Assignee: **Kohler Co.**, Kohler, WI (US)

(**) Term: **14 Years**

(21) Appl. No.: **29/344,033**

(22) Filed: **Sep. 22, 2009**

(51) **LOC (9) Cl.** **23-01**

(52) **U.S. Cl.** **D23/213**

(58) **Field of Classification Search** D23/213,
D23/229–230; 239/282–283; 4/601, 615
See application file for complete search history.

(56) **References Cited**

U.S. PATENT DOCUMENTS

D598,520 S * 8/2009 Flowers et al. D23/213
D604,802 S * 11/2009 Schoenherr et al. D23/213

FOREIGN PATENT DOCUMENTS

DE 000066493-0001 1/2004
IT 000101498-0001 3/2004
IT 000101498-0002 3/2004
IT 000125877-0019 7/2005
IT 000125877-0020 7/2005
IT 000125877-0021 7/2005

OTHER PUBLICATIONS

Delta Faucet. “Arzo T1486-SS Brilliance Stainless Monitor Tub-Shower Trim”. DesignerPlumbingOutlet.com online catalog. Designer Plumbing Outlet All Rights Reserved, 2007.

Raindance Air Bodyspray Square. Model No. 28472, 001, 821. Catalog p. 46.

Hudson Reed. Chrome Square Slide Rail Kit, Chrome 3/4 inch Square Thermostatic Triple Valve and Square Head. Product Ref.: UFG-BDL0232. USA.HudsonReed.com online catalog. Copyright Hudson Reed US 2008.

Hastings Bath Collection. “Cafe Square Showerhead and Wall Mount Shower-Arm”. Model No. FANC8008 (Showerhead only), FAN C9231 (Wall Mount Shower-Arm). HomePortfolio.com online catalog. Copyright 1997-2006 HomePortfolio Inc.

* cited by examiner

Primary Examiner—Robin V Webster

(74) *Attorney, Agent, or Firm*—Quarles & Brady LLP

(57) **CLAIM**

The ornamental design for a showerhead, as shown and described.

DESCRIPTION

FIG. 1 is a top, right front perspective view of a showerhead according to our new design;

FIG. 2 is a front elevational view thereof;

FIG. 3 is a right side elevational view thereof, the left side elevational view thereof being a mirror image of the right side shown;

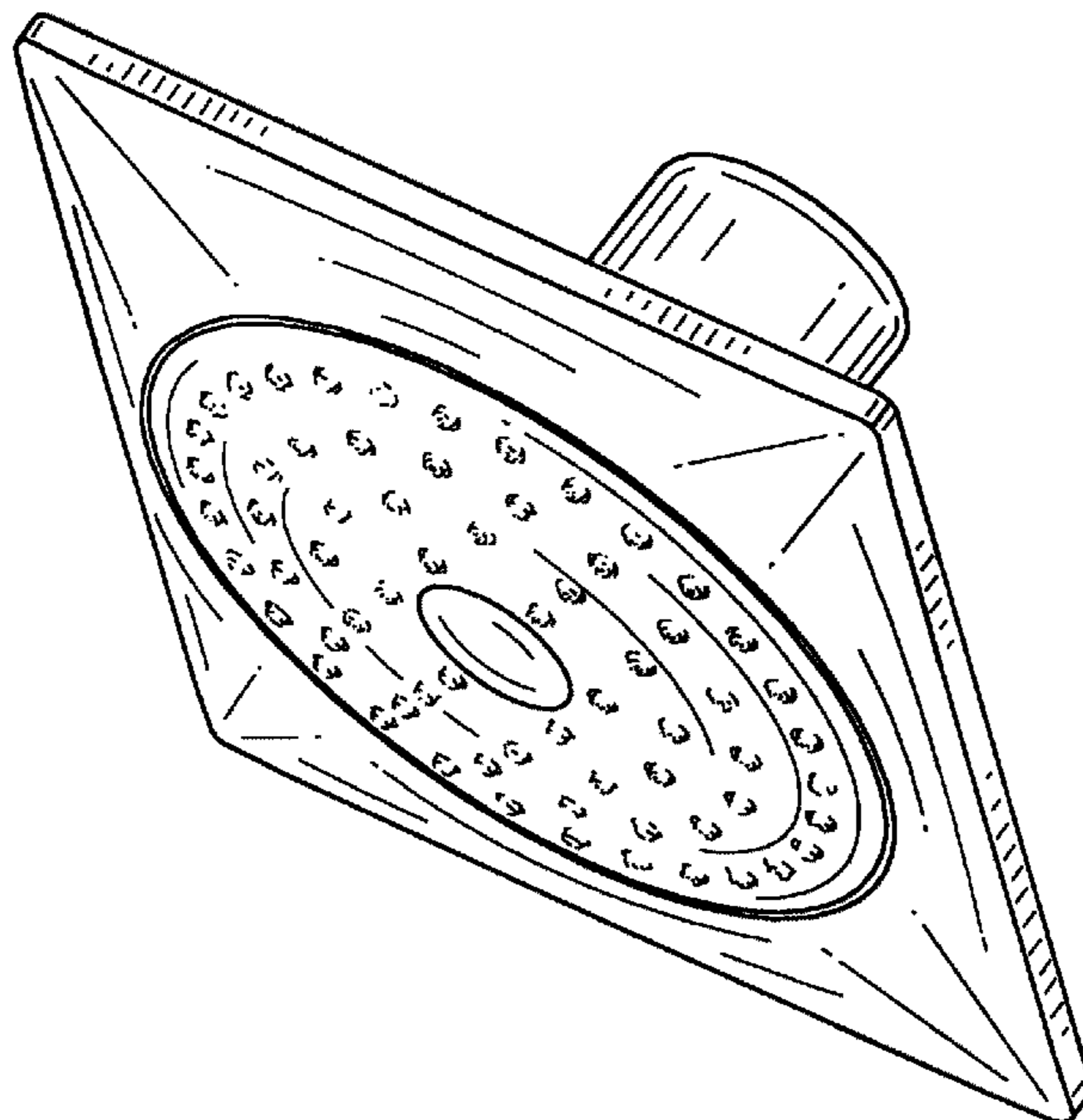
FIG. 4 is a top plan view thereof; and,

FIG. 5 is a rear elevational view thereof.

The broken line representations in the figures of the drawings are for the purpose of illustration only, and form no part of the claimed design.

In a preferred embodiment, the nature of this product is as a plumbing fixture in the form of a showerhead primary useful for washing body parts.

1 Claim, 3 Drawing Sheets



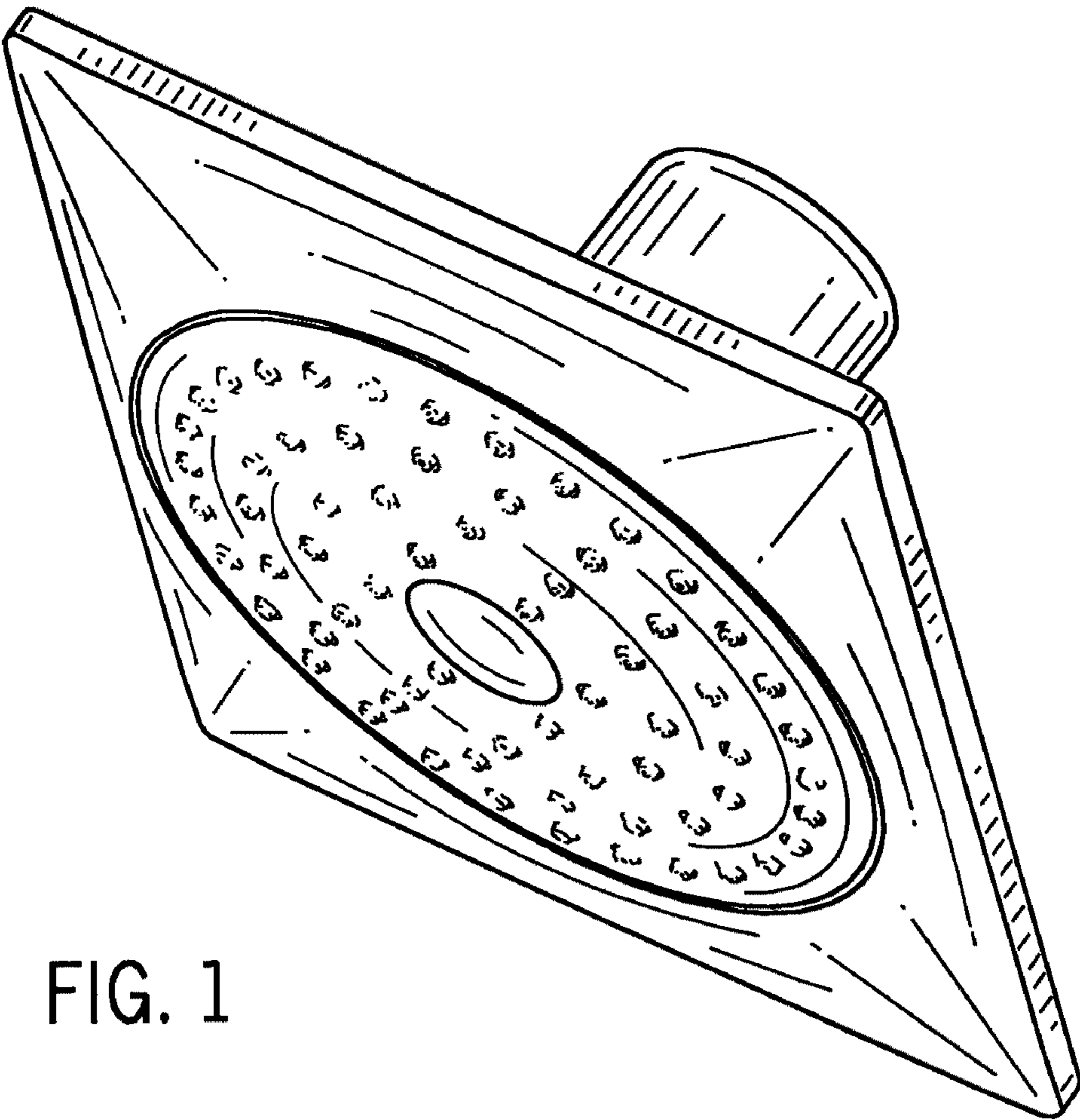


FIG. 1

FIG. 2

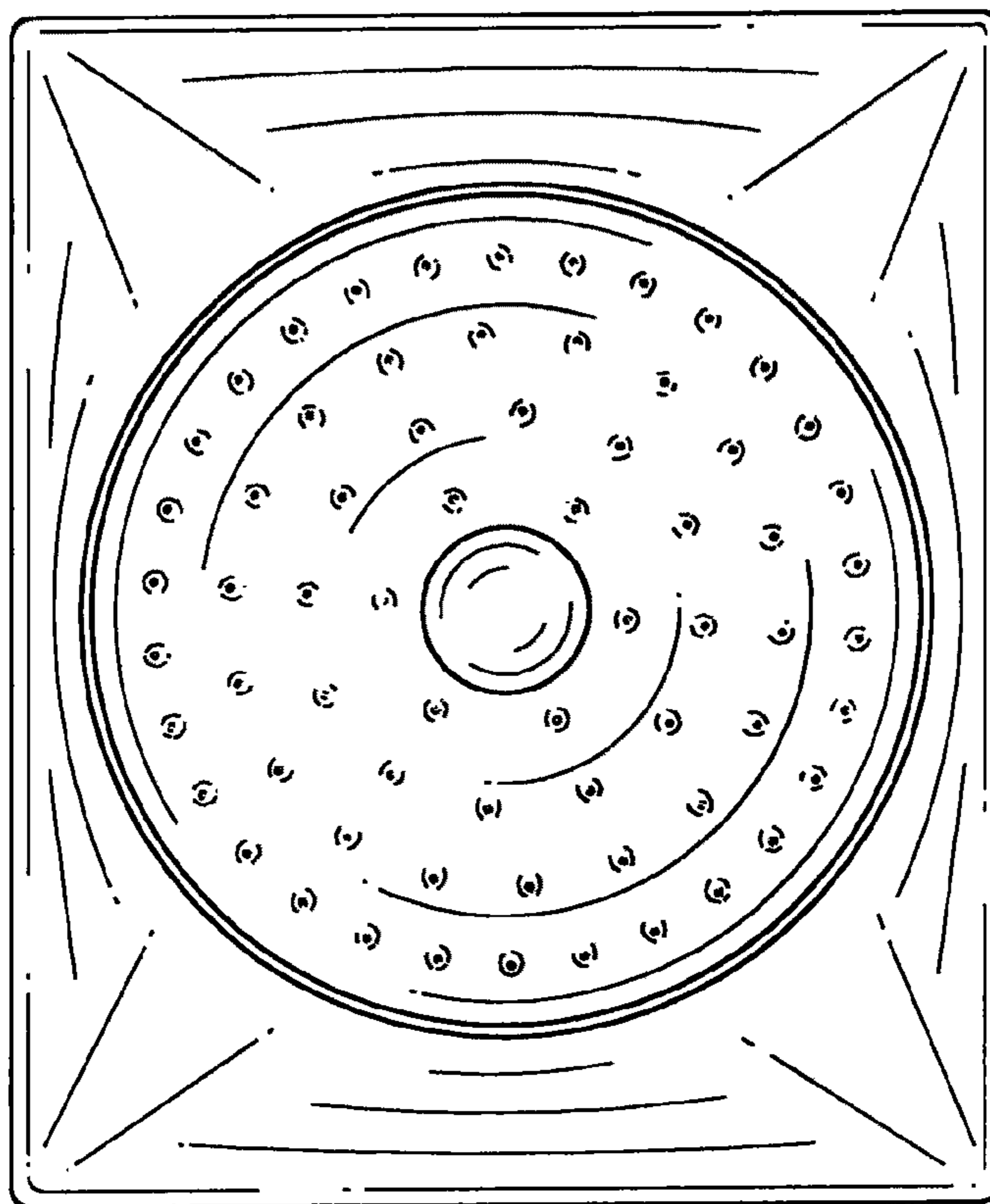


FIG. 3




FIG. 4

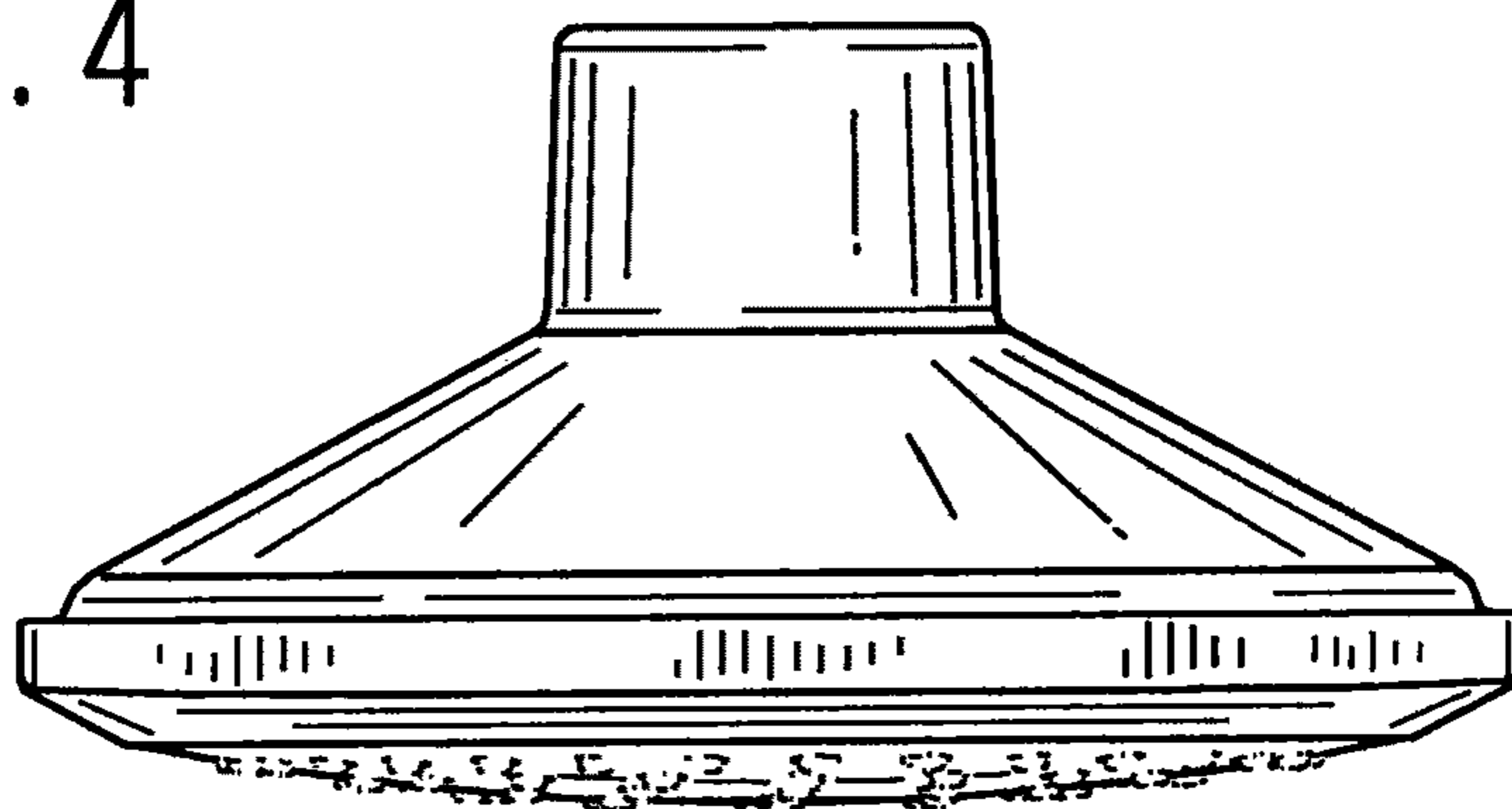


FIG. 5

