



US00D622808S

(12) **United States Design Patent**
Obradovich

(10) **Patent No.:** **US D622,808 S**

(45) **Date of Patent:** **** Aug. 31, 2010**

(54) **GUN SLEEVE**

(76) Inventor: **Michael J. Obradovich**, 3001 Perry Cir.
NE., Tuscaloosa, AL (US) 35406

(**) Term: **14 Years**

(21) Appl. No.: **29/340,324**

(22) Filed: **Jul. 16, 2009**

(51) **LOC (9) Cl.** **22-99**

(52) **U.S. Cl.** **D22/199; D22/108**

(58) **Field of Classification Search** **D22/108,**
D22/199; D3/218, 255, 273, 276, 290, 299,
D3/303, 902; D7/607-608; D29/125, 129-130;
150/154, 165, 901; 220/480-481; 224/148.6,
224/236; 206/317; 42/96; 428/17
See application file for complete search history.

(56) **References Cited**

U.S. PATENT DOCUMENTS

D209,863	S *	1/1968	Menschik	D3/303
3,437,247	A *	4/1969	Gantress	206/317
3,540,508	A *	11/1970	Couch	206/317
5,678,344	A *	10/1997	Jones et al.	42/96
6,256,922	B1 *	7/2001	Jones et al.	42/96
7,360,648	B1 *	4/2008	Blaschke	206/317
2006/0191184	A1 *	8/2006	Wisecup et al.	42/96
2008/0110076	A1 *	5/2008	Bennett et al.	42/96

* cited by examiner

Primary Examiner—T. Chase Nelson

Assistant Examiner—Michael A Pratt

(74) *Attorney, Agent, or Firm*—Kenneth M. Bush; Bush
Intellectual Property Law

(57) **CLAIM**

I claim the ornamental design for a gun sleeve, as shown and
described.

DESCRIPTION

FIG. 1 is a front right perspective view of a gun sleeve show-
ing my new design;

FIG. 2 is a rear left perspective view thereof;

FIG. 3 is a right side elevational view thereof;

FIG. 4 is a left side elevational view thereof;

FIG. 5 is a top plan view thereof;

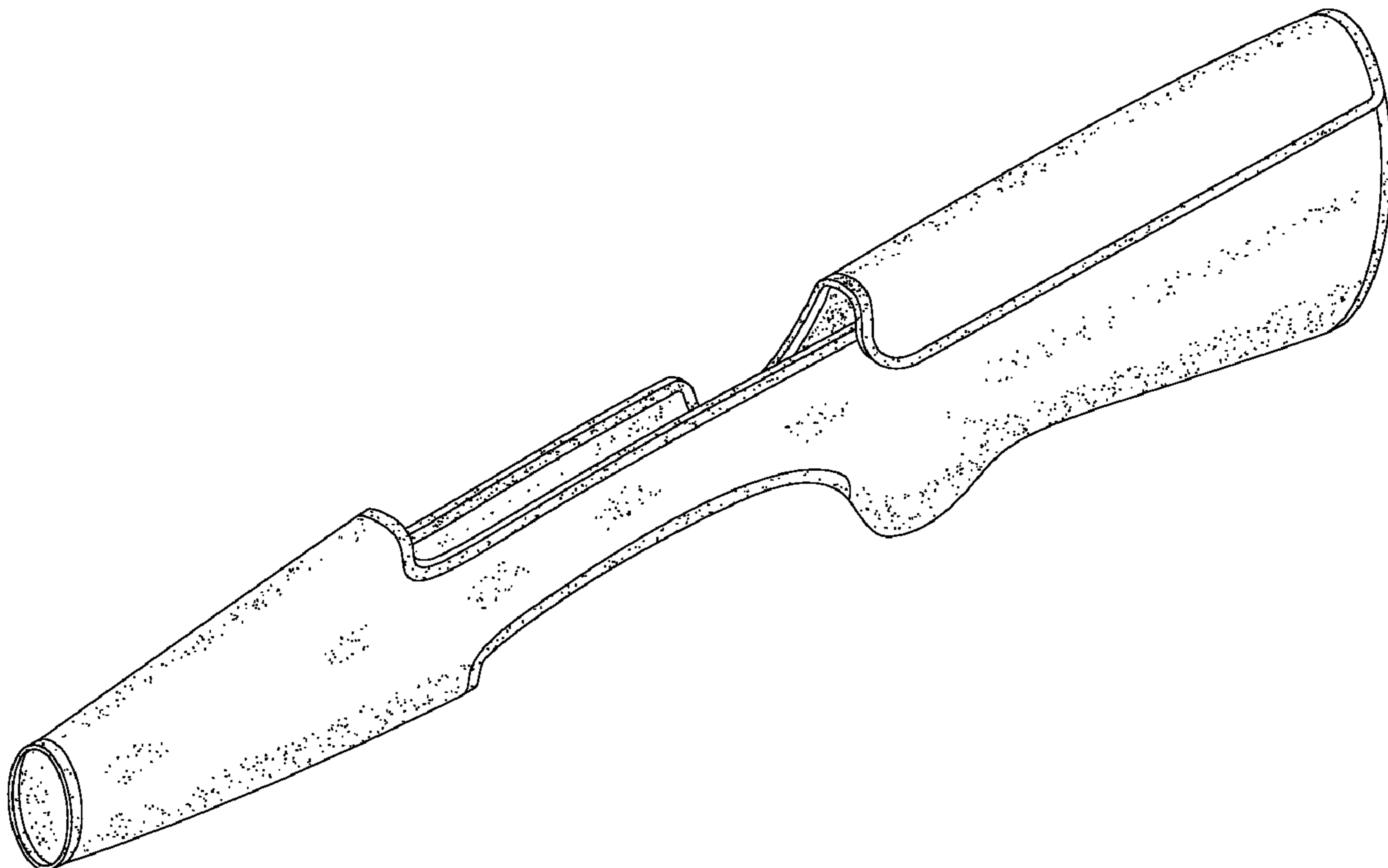
FIG. 6 is a bottom plan view thereof;

FIG. 7 is a front elevational view thereof;

FIG. 8 is a rear elevational view thereof; and,

FIG. 9 is a left side elevational view thereof with a gun shown
in broken lines. The broken lines are for illustrative purposes
only and form no part of the claimed design.

1 Claim, 4 Drawing Sheets



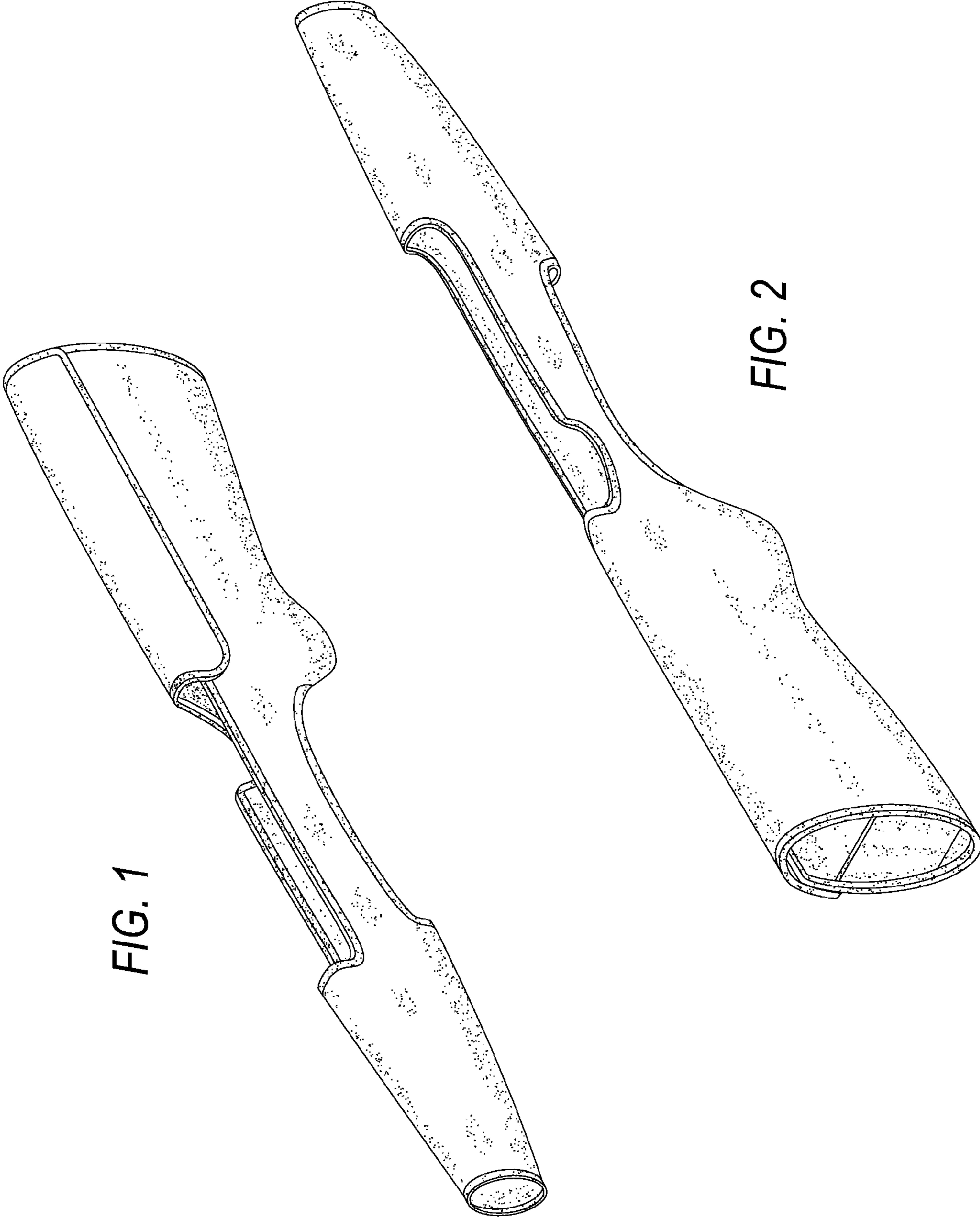


FIG. 1

FIG. 2

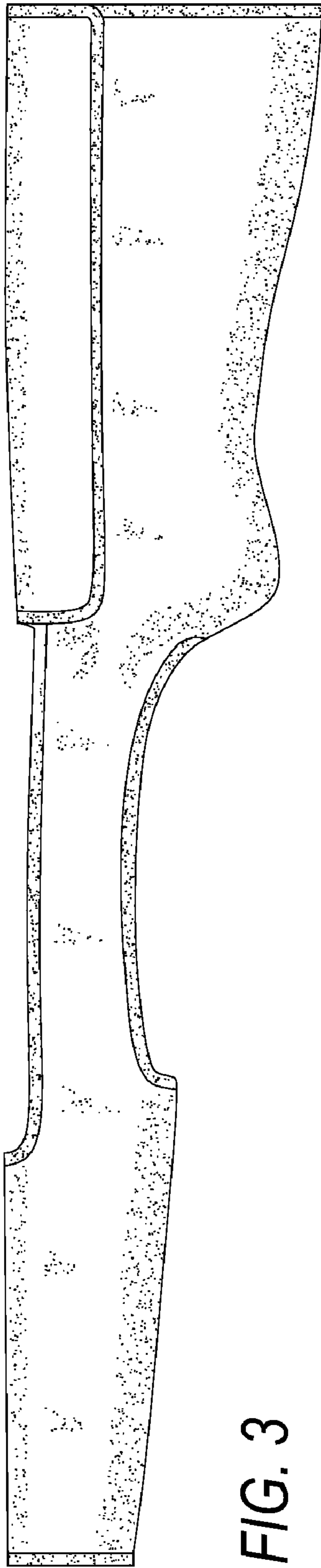


FIG. 3

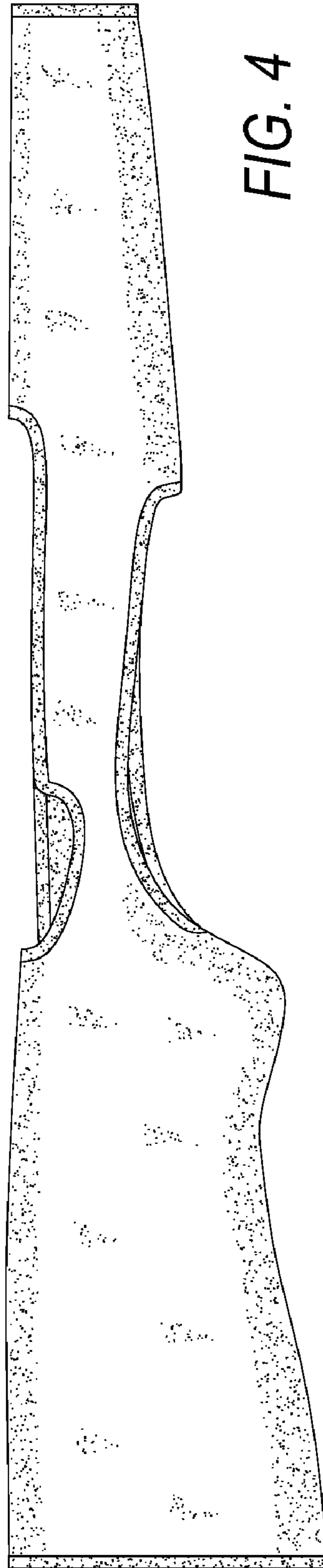


FIG. 4

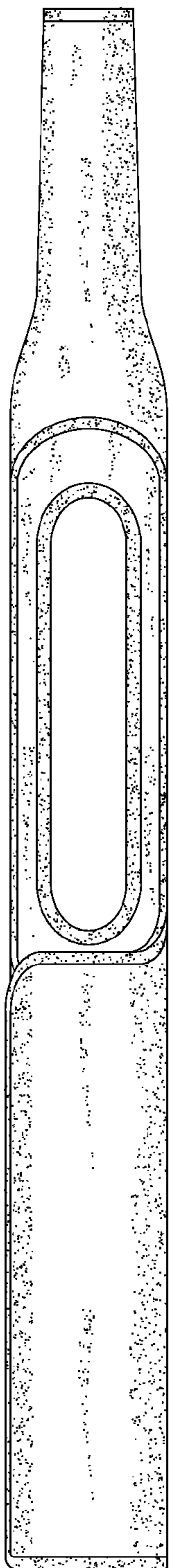


FIG. 5




FIG. 6

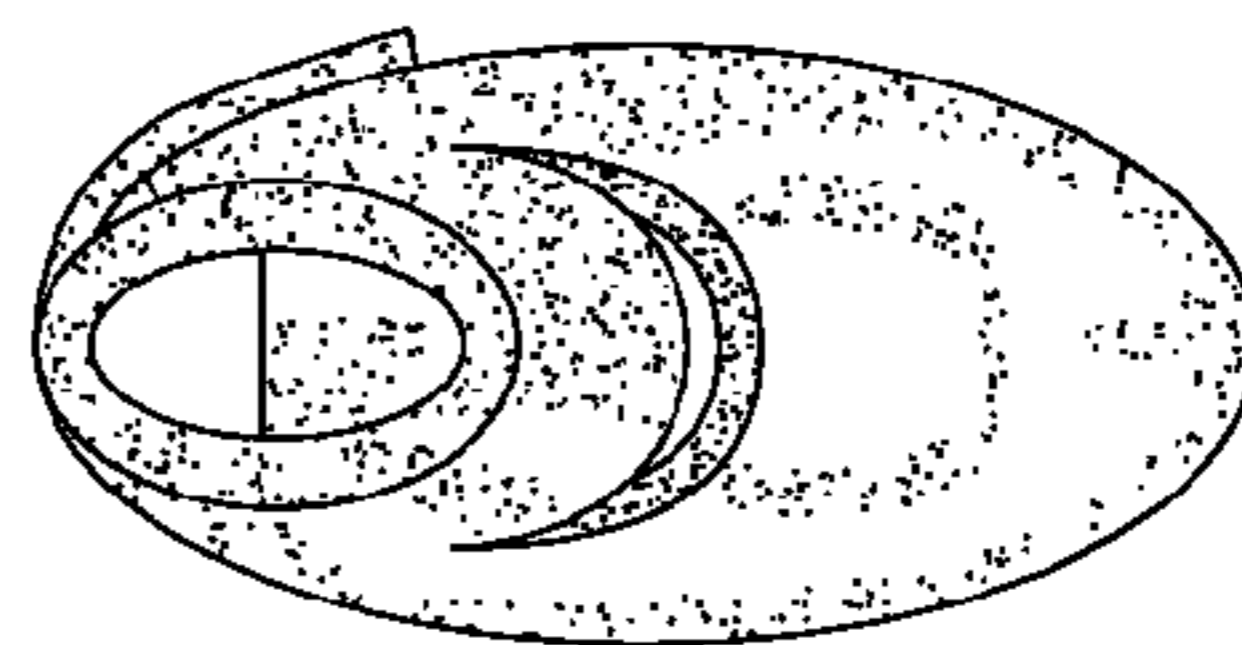


FIG. 7



FIG. 8

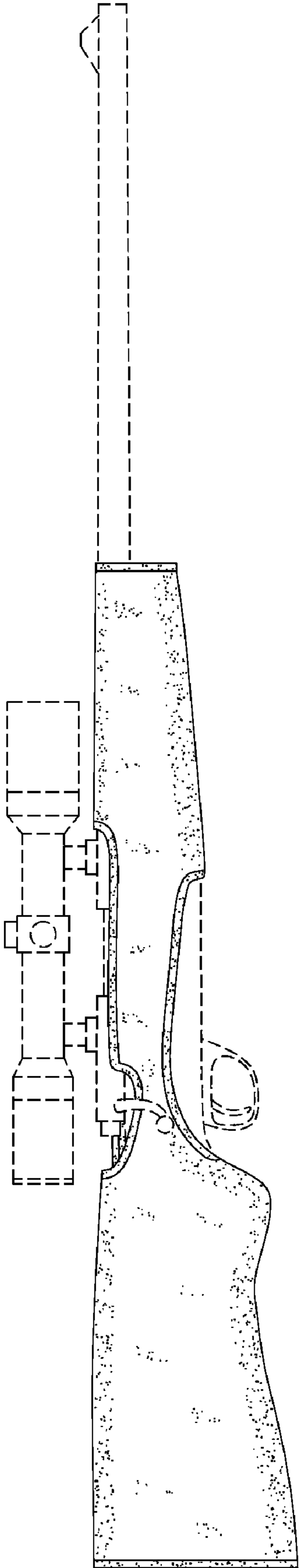


FIG. 9