



US00D622804S

(12) **United States Design Patent**  
**Minneman**

(10) **Patent No.:** **US D622,804 S**

(45) **Date of Patent:** **\*\* Aug. 31, 2010**

(54) **CLAY BIRD THROWER**

(75) Inventor: **Allen J. Minneman**, Union, OH (US)

(73) Assignee: **MTM Molded Products Company**,  
Dayton, OH (US)

(\*\*) Term: **14 Years**

(21) Appl. No.: **29/346,537**

(22) Filed: **Nov. 2, 2009**

(51) **LOC (9) Cl.** ..... **22-04**

(52) **U.S. Cl.** ..... **D22/114**

(58) **Field of Classification Search** ..... D22/113,  
D22/114; 124/4, 5, 42, 43

See application file for complete search history.

(56) **References Cited**

**U.S. PATENT DOCUMENTS**

1,700,880	A	2/1929	Camp	
2,124,738	A *	7/1938	Johnsen	124/5
4,076,004	A	2/1978	Huelskamp	
D249,815	S *	10/1978	Huelskamp	D21/722
4,222,361	A	9/1980	Jackson et al.	
4,233,952	A	11/1980	Perkins	
4,347,828	A	9/1982	Bridgeman	
4,548,413	A	10/1985	David	
4,730,595	A	3/1988	Glass et al.	
4,974,574	A	12/1990	Cutlip	
4,984,556	A	1/1991	Glass et al.	
5,390,652	A	2/1995	Minneman et al.	
5,465,704	A	11/1995	Kohl	
5,515,835	A	5/1996	Minneman et al.	

5,537,985	A	7/1996	Kohl
D374,702	S	10/1996	Parks
5,579,748	A	12/1996	Kohl
6,076,829	A	6/2000	Oblack
D524,901	S	7/2006	Buboltz
7,523,915	B2	4/2009	Halpin

\* cited by examiner

*Primary Examiner*—T. Chase Nelson

*Assistant Examiner*—Michael A Pratt

(74) *Attorney, Agent, or Firm*—Jacox, Meckstroth & Jenkins

(57) **CLAIM**

The ornamental design for clay bird thrower, as shown and described.

**DESCRIPTION**

FIG. 1 is a perspective view of a clay bird thrower in accordance with an embodiment of the invention;

FIG. 2 is a top view of the embodiment shown in FIG. 1;

FIG. 3 is a right side view of the embodiment shown in FIG. 1;

FIG. 4 is a bottom view of the embodiment shown in FIG. 1;

FIG. 5 is a left side view of the embodiment shown in FIG. 1;

FIG. 6 is an end view of the embodiment shown in FIG. 1; and,

FIG. 7 is an end view of the embodiment shown in FIG. 1.

The broken line showing of a clay bird disc is included for the purpose of illustrating environment and forms no part of the claimed design.

**1 Claim, 2 Drawing Sheets**

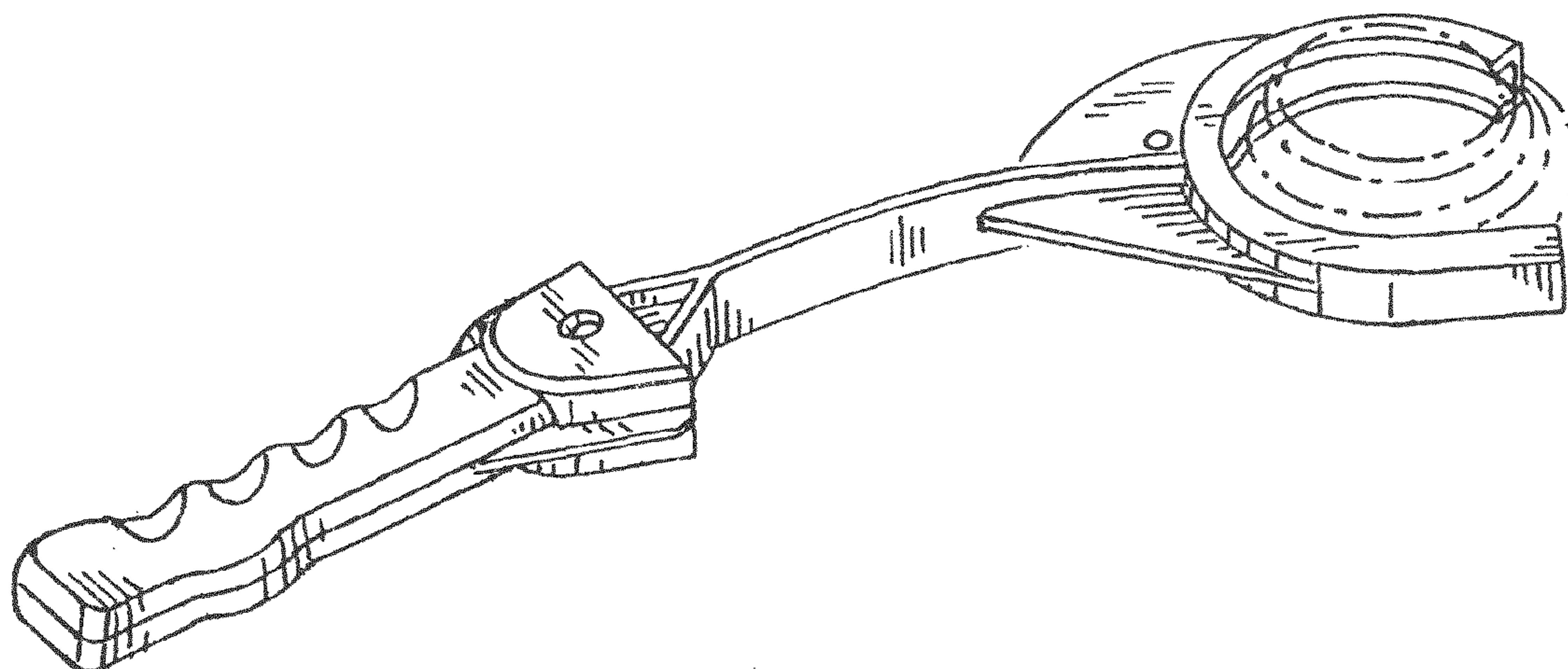


FIG-1

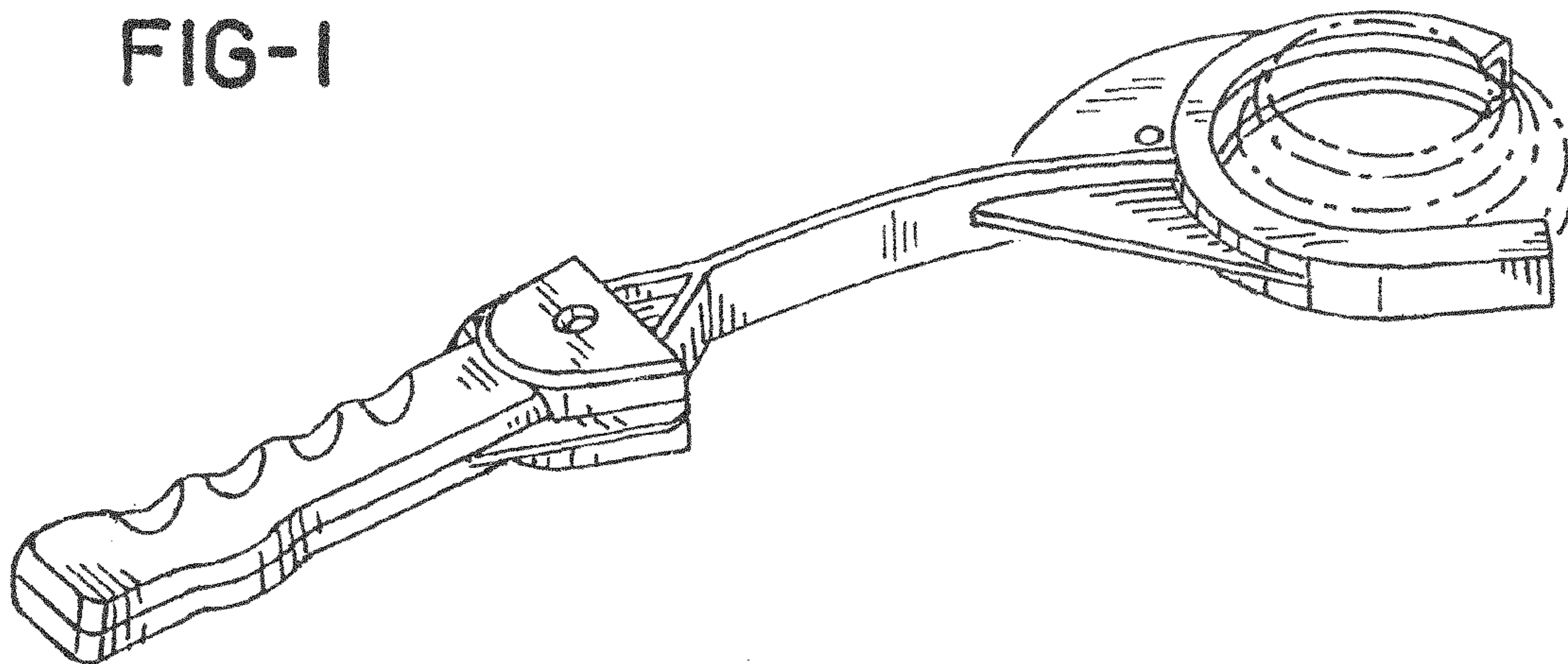


FIG-2

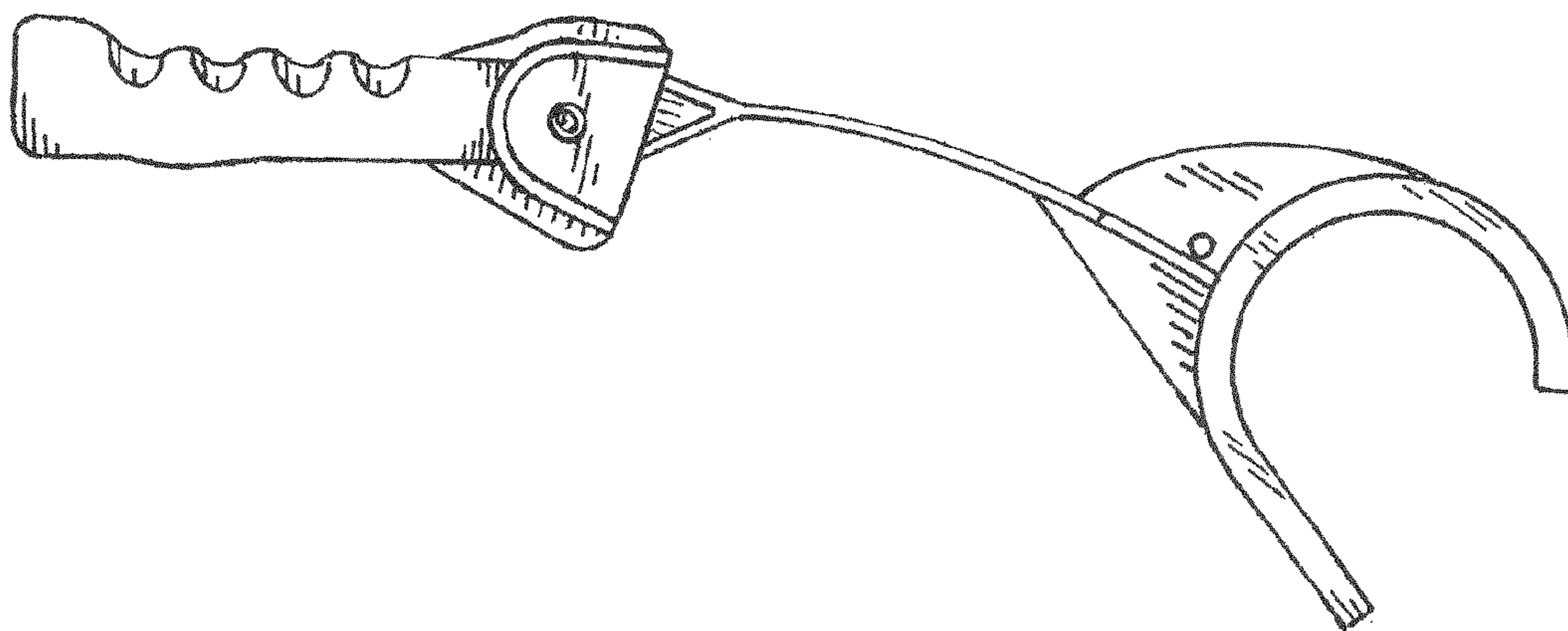


FIG-3




FIG-4

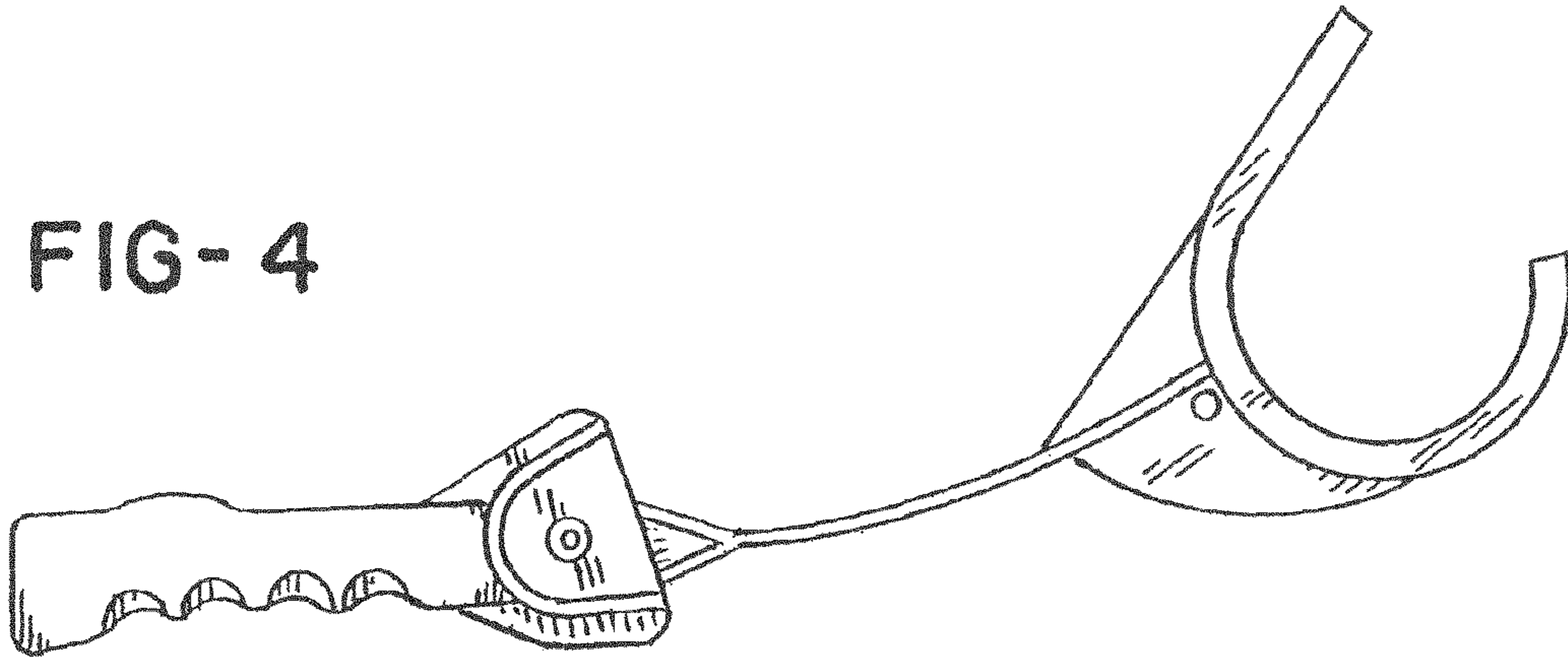


FIG-5

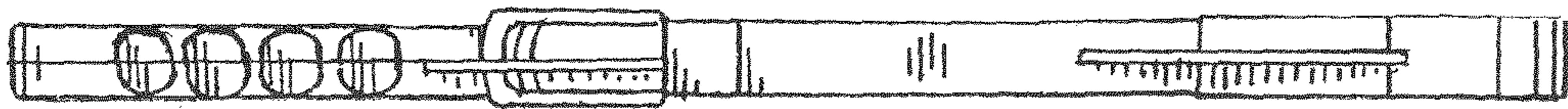


FIG-6

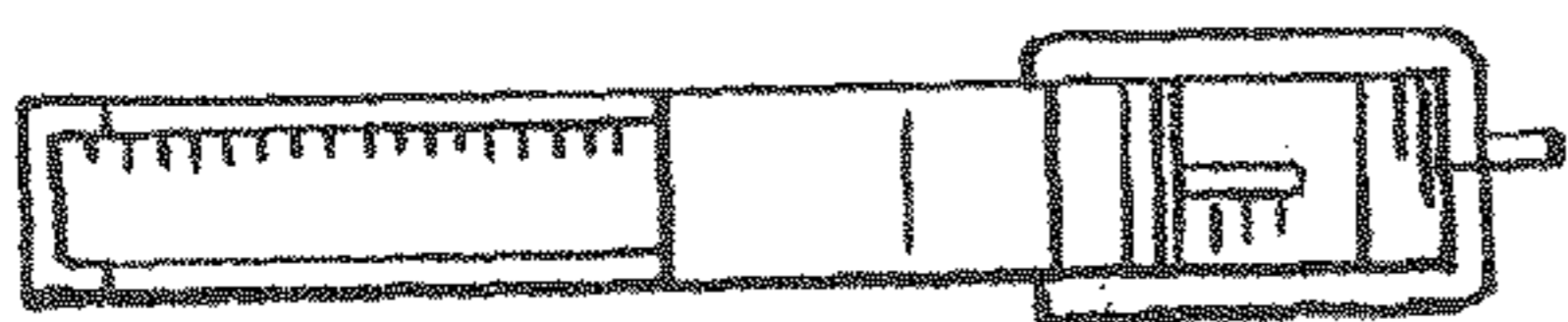


FIG-7

