



US00D622795S

(12) **United States Design Patent**  
**Furutate**

(10) **Patent No.:** **US D622,795 S**

(45) **Date of Patent:** **\*\* Aug. 31, 2010**

(54) **GOLF CLUB HEAD**

(75) Inventor: **Shinichirou Furutate**, Tokyo (JP)

(73) Assignee: **Seiko Sports Life Kabushiki Kaisha**  
(JP)

(\*\*) Term: **14 Years**

(21) Appl. No.: **29/340,139**

(22) Filed: **Jul. 14, 2009**

(30) **Foreign Application Priority Data**

Jan. 16, 2009 (JP) ..... 2009-000785

(51) **LOC (9) Cl.** ..... **21-02**

(52) **U.S. Cl.** ..... **D21/759**

(58) **Field of Classification Search** ..... D21/733,  
D21/752, 759; 473/324-331, 343-346  
See application file for complete search history.

(56) **References Cited**

**U.S. PATENT DOCUMENTS**

D522,077 S *	5/2006	Schweigert et al.	.....	D21/752
D522,601 S *	6/2006	Schweigert et al.	.....	D21/752
D523,498 S *	6/2006	Chen et al.	.....	D21/733
D532,473 S *	11/2006	Chen et al.	.....	D21/759
D537,495 S *	2/2007	Schweigert et al.	.....	D21/752
D549,792 S *	8/2007	Parise	.....	D21/752
D552,198 S *	10/2007	Schweigert et al.	.....	D21/752
D564,611 S *	3/2008	Llewellyn et al.	.....	D21/759
D569,937 S *	5/2008	Sanchez et al.	.....	D21/752

D569,938 S *	5/2008	Sanchez et al.	.....	D21/752
D572,782 S *	7/2008	Sanchez et al.	.....	D21/752
D572,784 S *	7/2008	Sanchez et al.	.....	D21/752
D573,214 S *	7/2008	Sanchez et al.	.....	D21/752
D573,216 S *	7/2008	Sanchez et al.	.....	D21/759
D573,217 S *	7/2008	Sanchez et al.	.....	D21/759

**FOREIGN PATENT DOCUMENTS**

KR 30-0385374 7/2005

**OTHER PUBLICATIONS**

Golf Club Eye 2006, Jul. 2007, pp. 46 - 47, Gakken.

Golf Club Eye 2007, Jul. 2008, p. 45, Gakken.

Golf Club Eye 2007, Jul. 2008, p. 46, Gakken.

\* cited by examiner

*Primary Examiner*—Mitchell I Siegel

(74) *Attorney, Agent, or Firm*—SAIDMAN DesignLaw Group

(57) **CLAIM**

The ornamental design for a golf club head, as shown and described.

**DESCRIPTION**

FIG. 1 is a perspective view of a golf club head;

FIG. 2 is a rear view thereof;

FIG. 3 is a right side view thereof;

FIG. 4 is a left side view thereof; and,

FIG. 5 is a top plan view thereof.

**1 Claim, 3 Drawing Sheets**

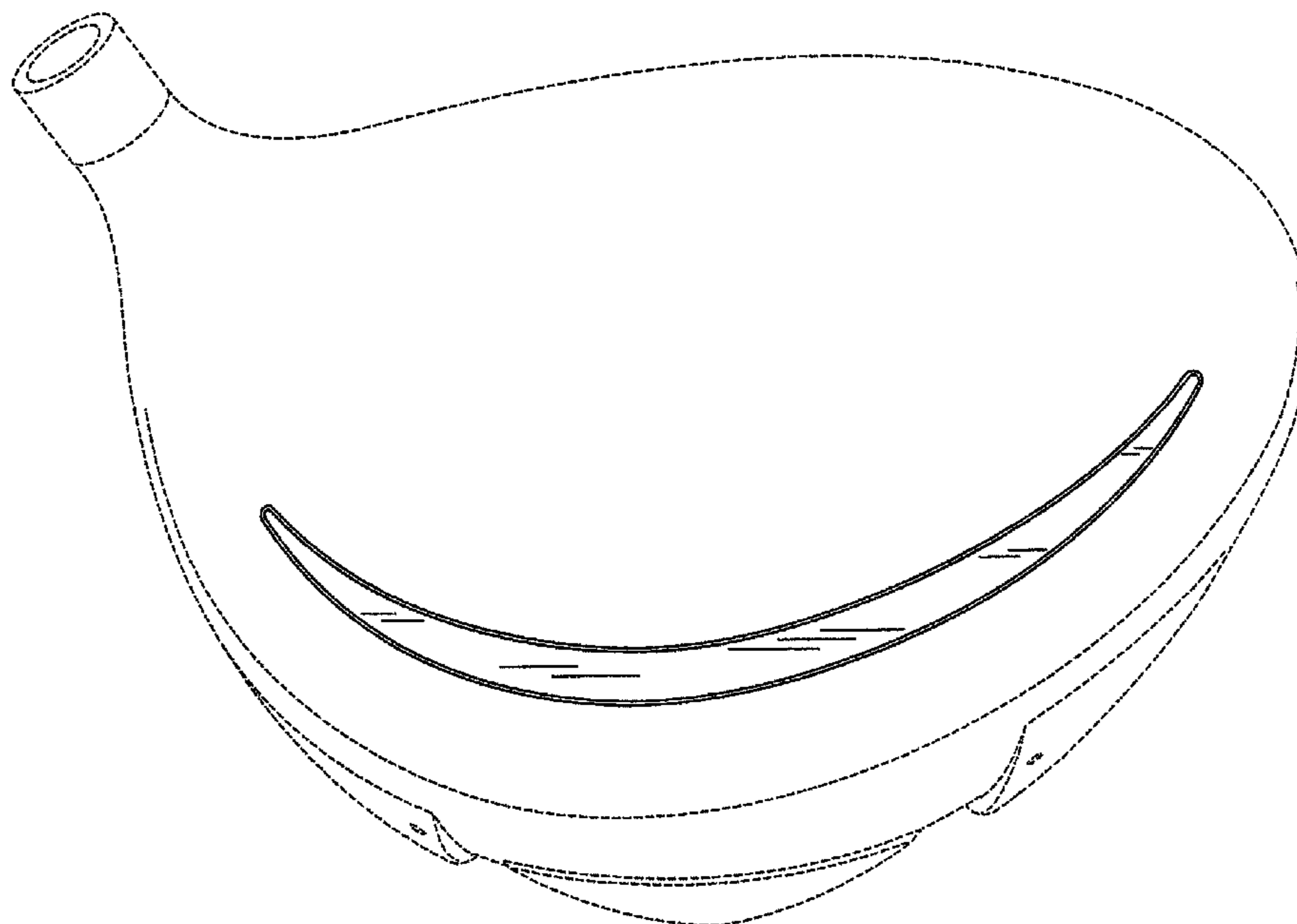


Fig.1



Fig.2

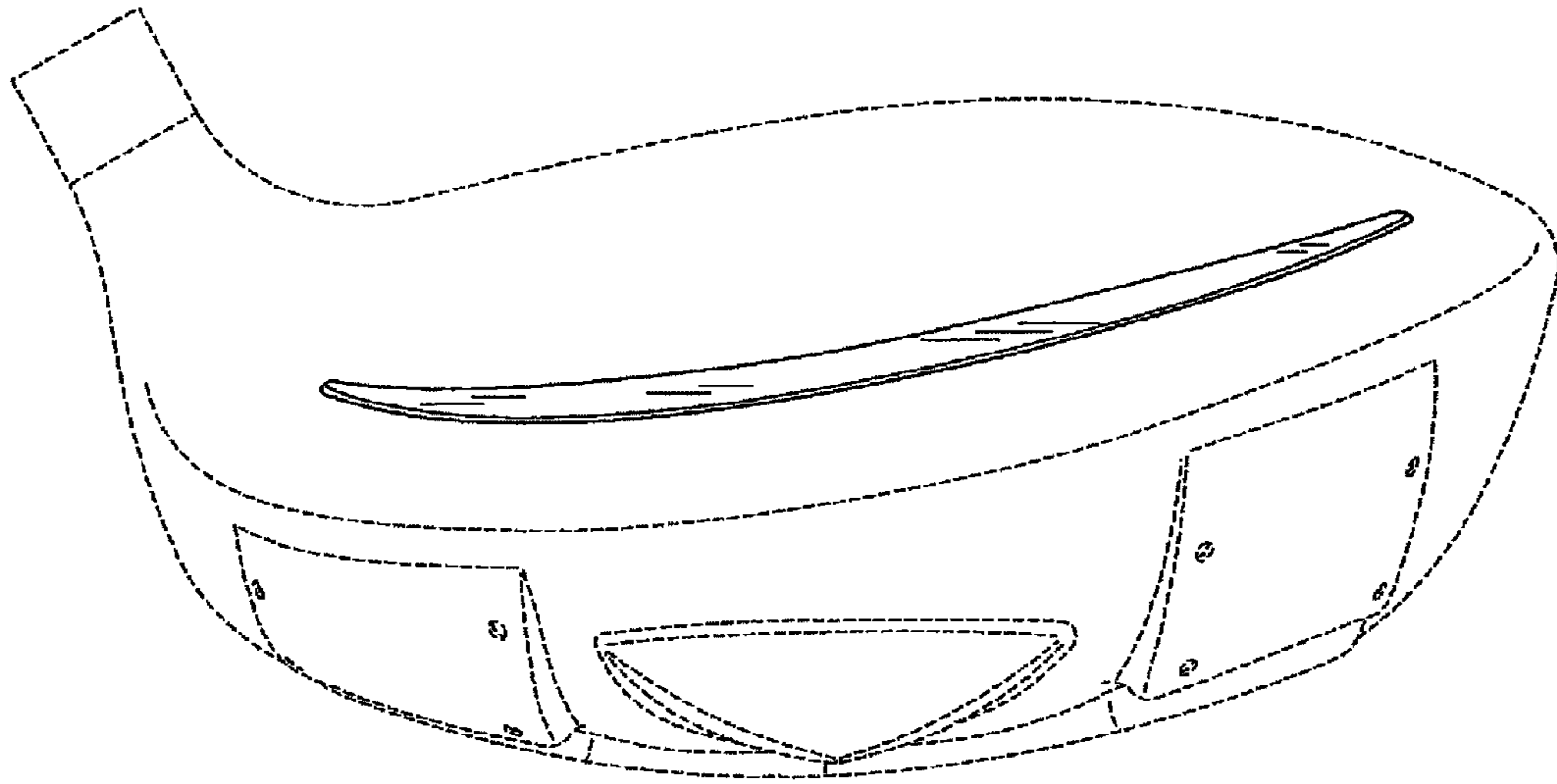


Fig.3

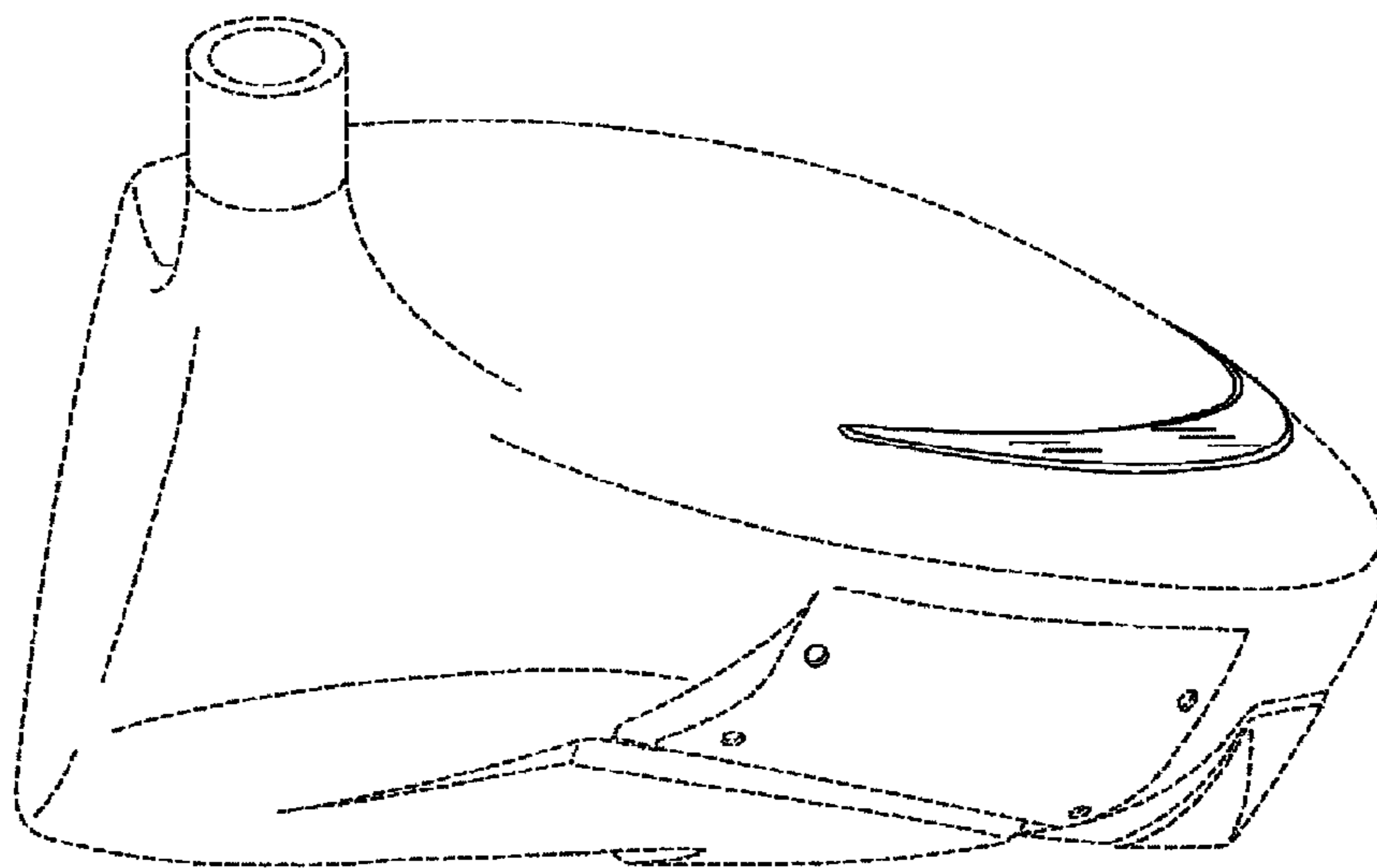


Fig.4

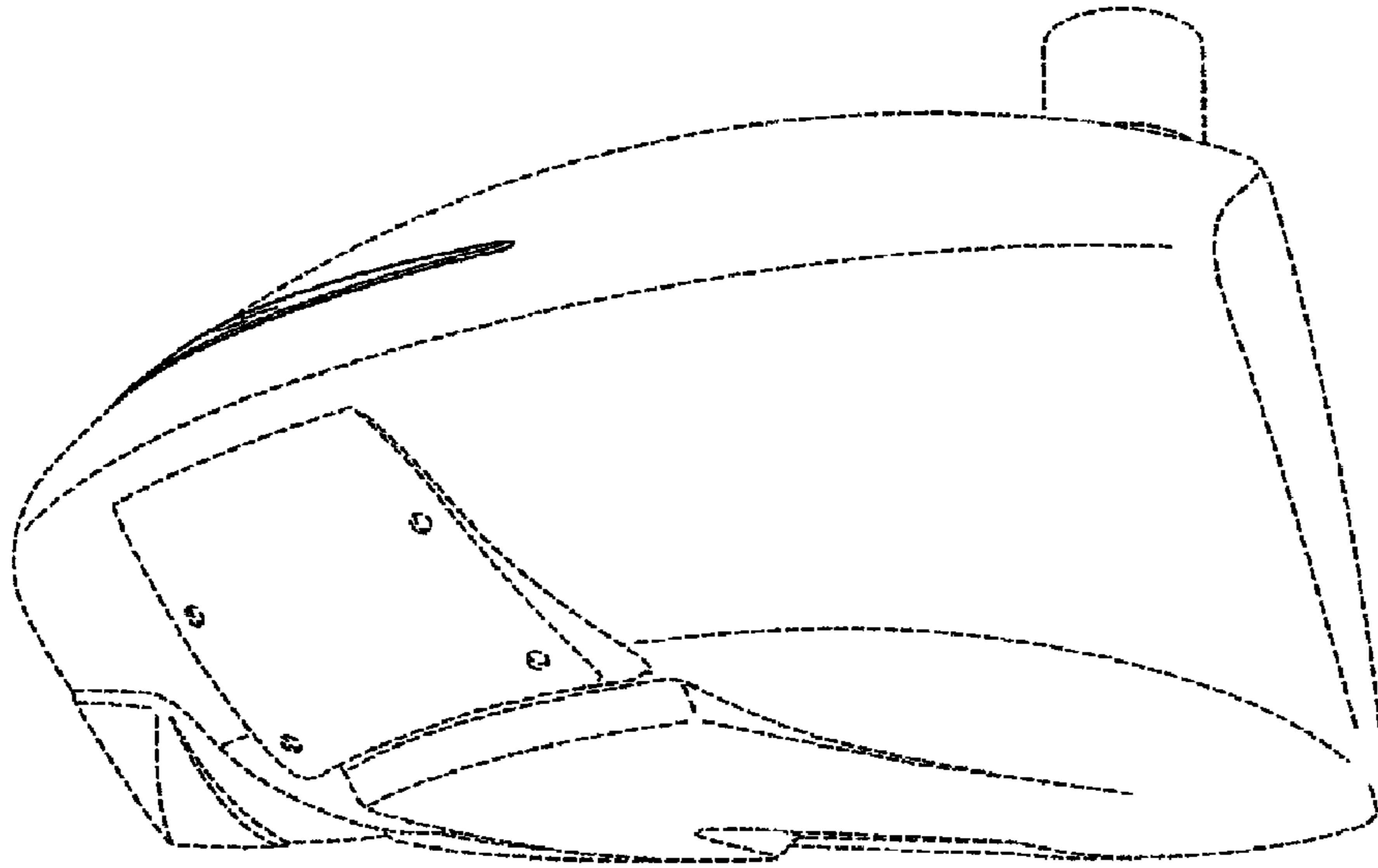


Fig.5

