



US00D622794S

(12) **United States Design Patent**  
**Thompson et al.**

(10) **Patent No.:** **US D622,794 S**

(45) **Date of Patent:** **\*\* \*Aug. 31, 2010**

(54) **END CAP OF A BALL BAT**

(75) Inventors: **John Thompson**, Portland, OR (US);  
**Glen Mason**, Hillsboro, OR (US)

(73) Assignee: **Wilson Sporting Goods Co.**, Chicago, IL (US)

(\* ) Notice: This patent is subject to a terminal disclaimer.

(\*\*) Term: **14 Years**

(21) Appl. No.: **29/344,536**

(22) Filed: **Sep. 30, 2009**

(51) **LOC (9) Cl.** ..... **21-02**

(52) **U.S. Cl.** ..... **D21/753**

(58) **Field of Classification Search** ..... D21/725,  
D21/753; 473/564-568

See application file for complete search history.

(56) **References Cited**

U.S. PATENT DOCUMENTS

D194,322 S *	1/1963	Weinstein .....	D21/722
5,421,572 A *	6/1995	MacKay, Jr. ....	473/566
5,931,750 A *	8/1999	MacKay, Jr. ....	473/566
7,232,387 B1 *	6/2007	Heald et al. ....	473/566
7,232,388 B2 *	6/2007	Sutherland et al. ....	473/567

D558,279 S *	12/2007	Chen .....	D21/572
7,419,446 B2 *	9/2008	Nguyen .....	473/567
D600,296 S *	9/2009	Chen .....	D21/752
7,604,184 B1 *	10/2009	Chen .....	473/564

\* cited by examiner

*Primary Examiner*—Mitchell I Siegel

(74) *Attorney, Agent, or Firm*—Terence P. O'Brien

(57) **CLAIM**

We claim the ornamental design for an end cap of a ball bat, as shown and described.

**DESCRIPTION**

FIG. 1 is a side, end perspective view of an end cap of a ball bat of the present design;

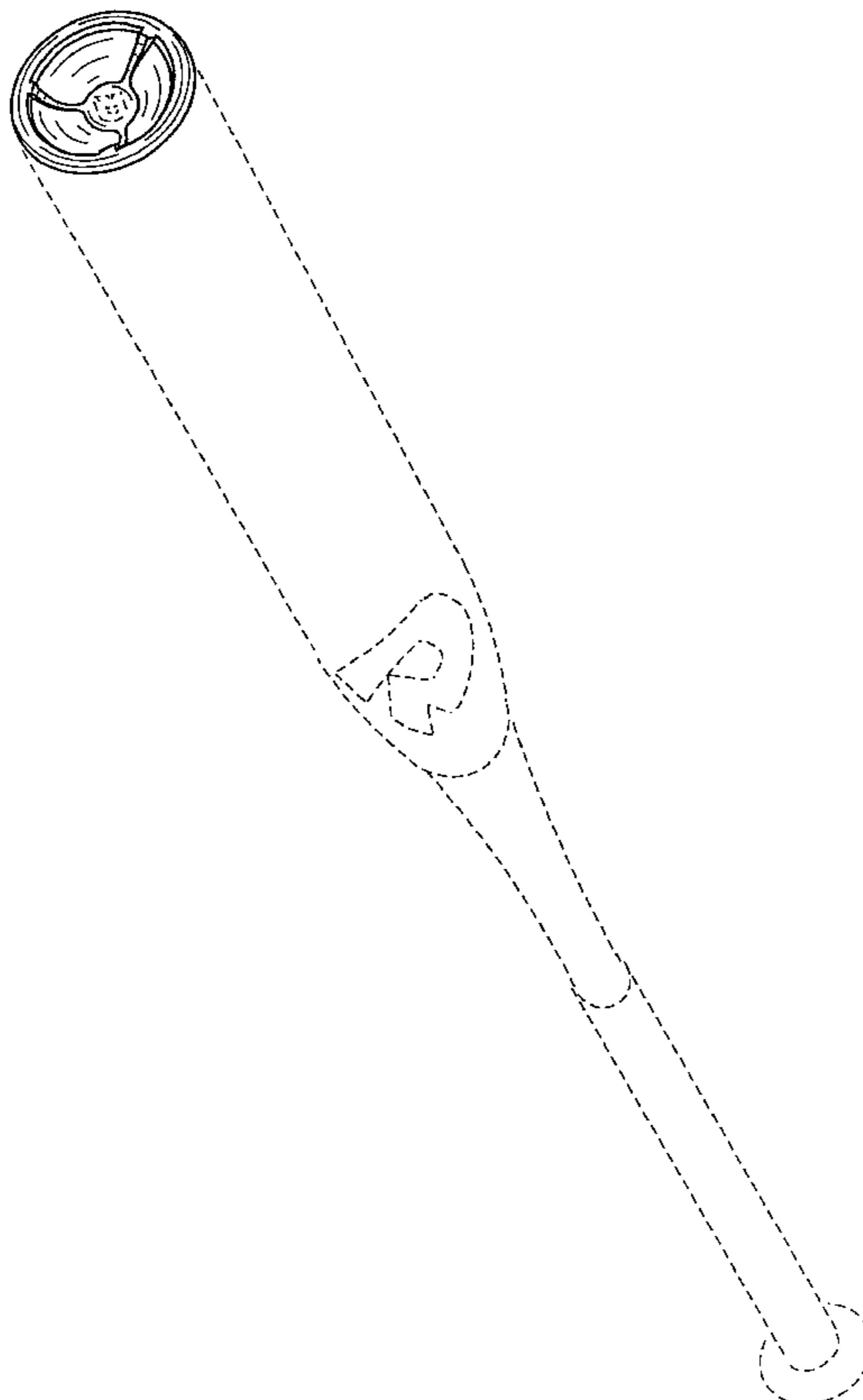
FIG. 2 is an enlarged side, end perspective view of the end cap of the ball bat of FIG. 1;

FIG. 3 is an end view of the portion of the end cap of the ball bat of FIG. 1; and,

FIG. 4 is a side view of the end cap of the ball bat of FIG. 1.

The ornamental design that is claimed is shown in solid lines in the drawings. The broken (dashed) lines shown in FIGS. 1 through 4 are included only for the purpose of illustrating environmental elements and break lines, and form no part of the claimed design.

**1 Claim, 3 Drawing Sheets**



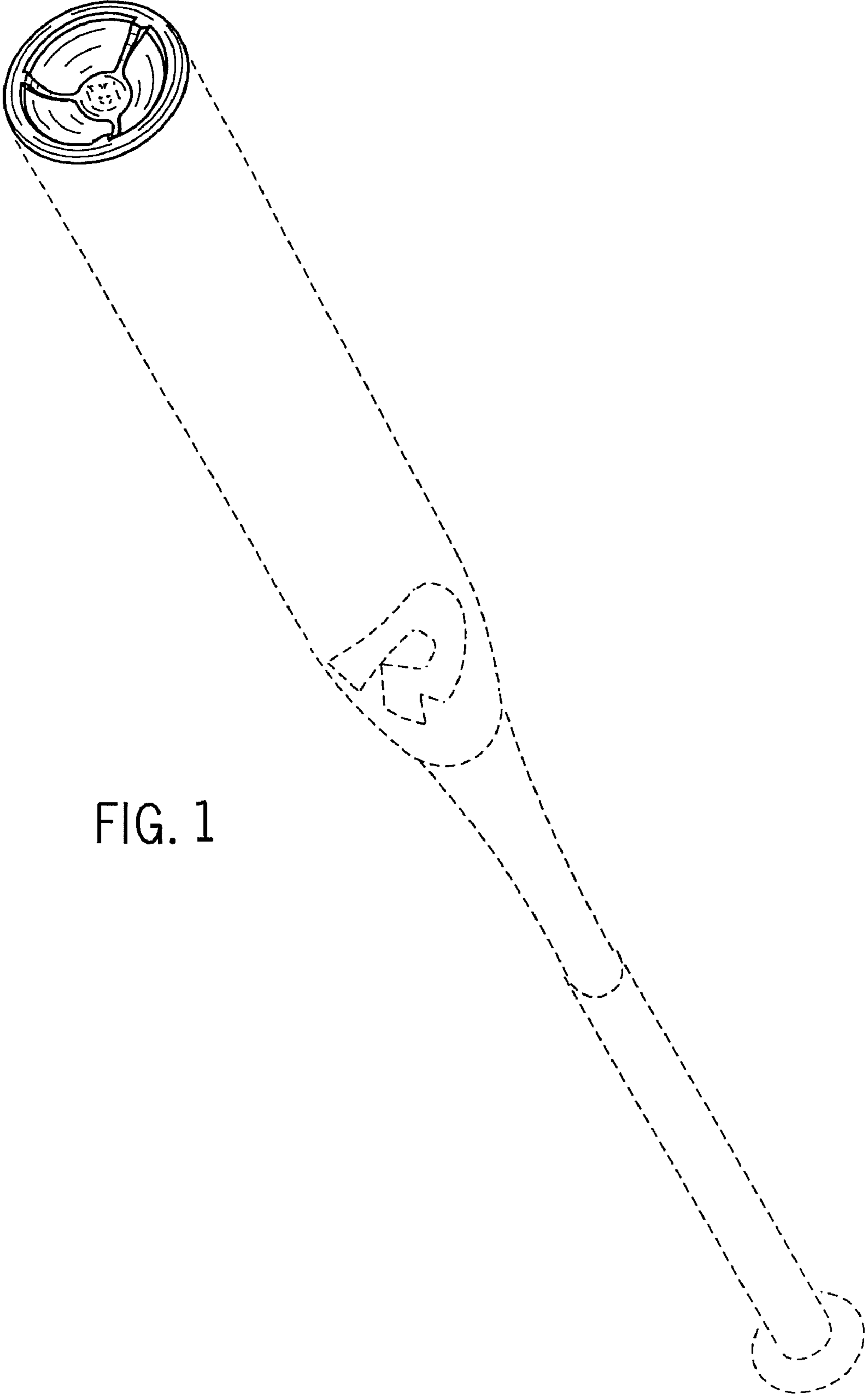


FIG. 1

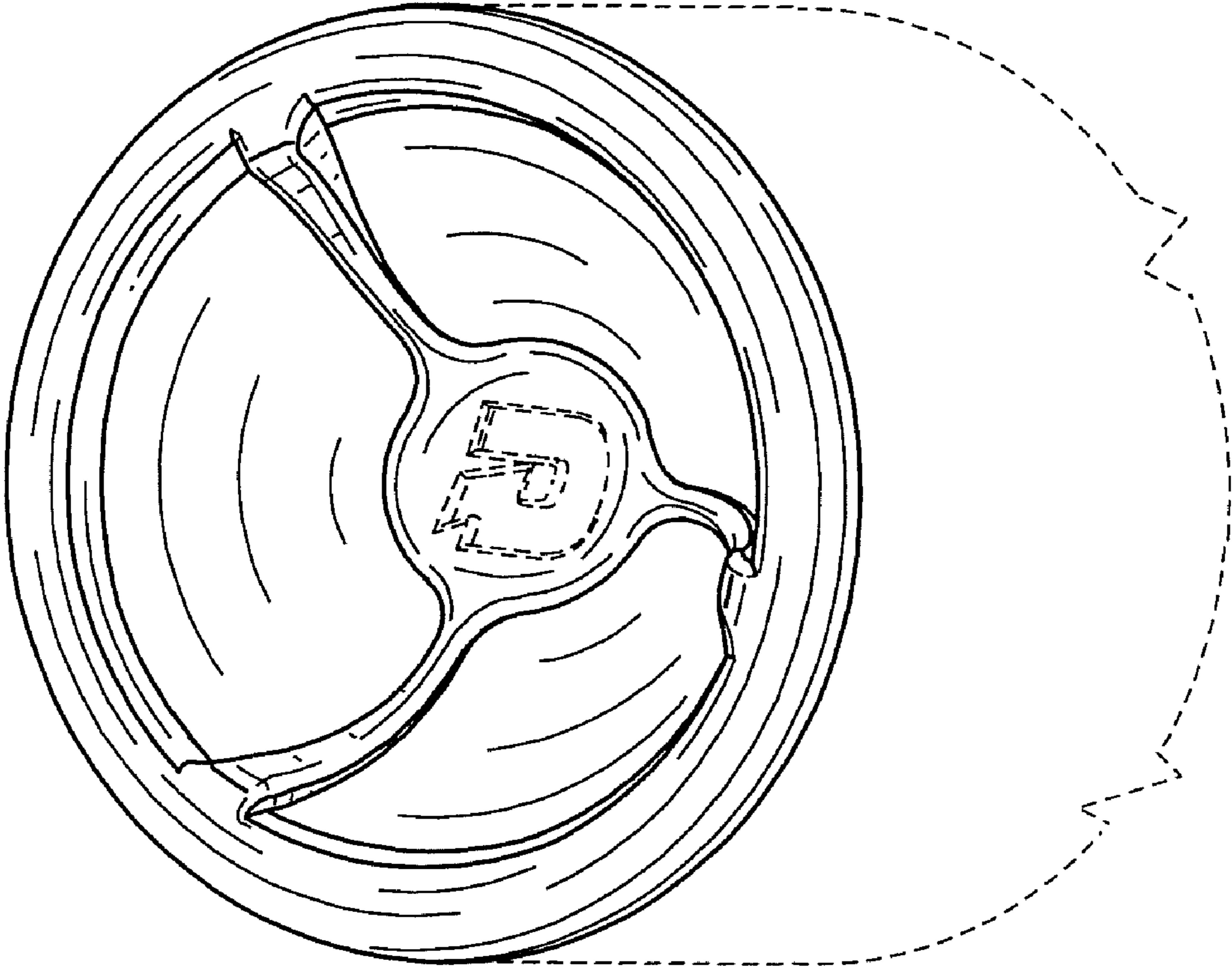


FIG. 2

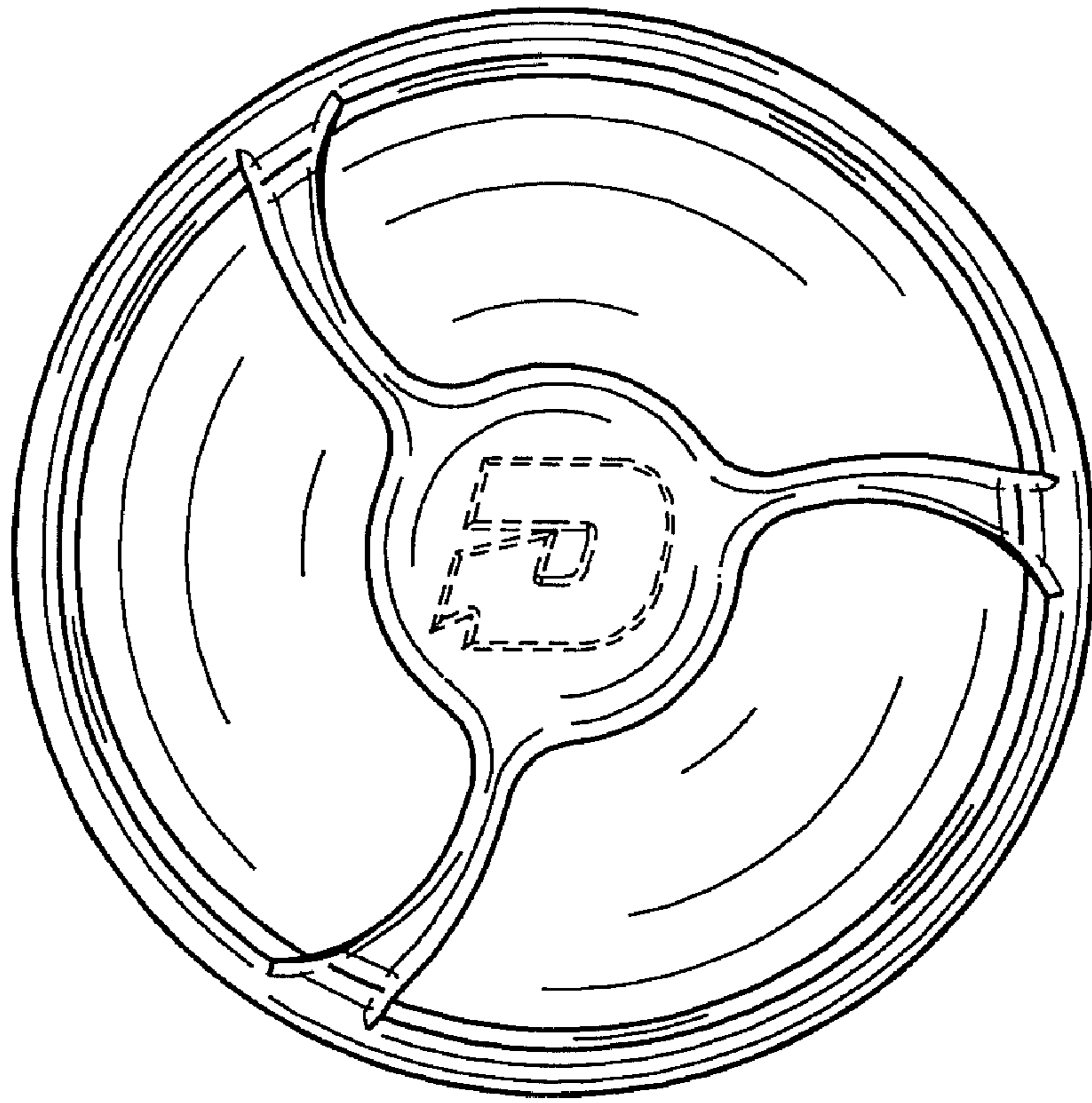


FIG. 3

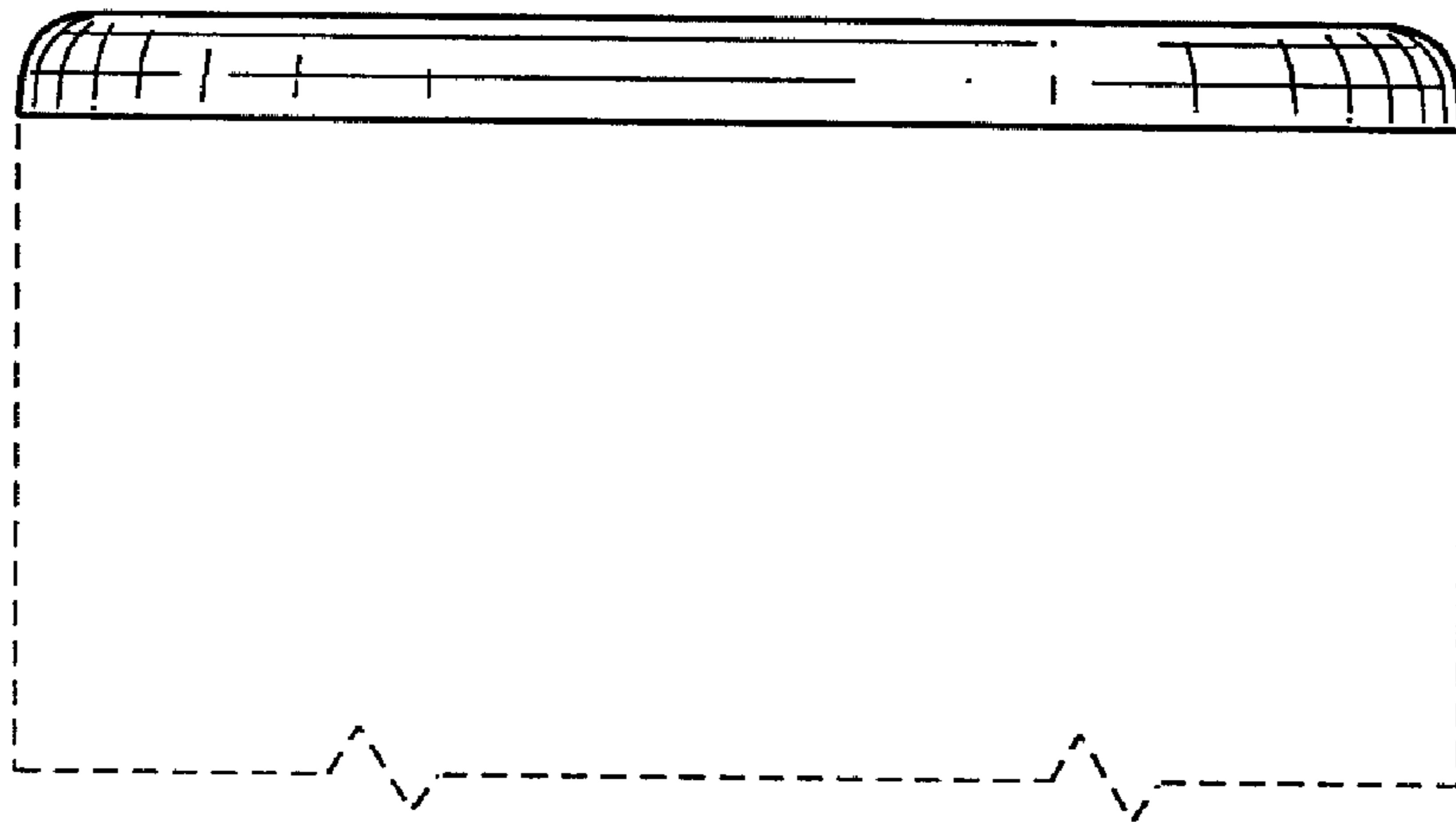


FIG. 4