



US00D622783S

(12) **United States Design Patent**  
**Wang**

(10) **Patent No.:** **US D622,783 S**

(45) **Date of Patent:** **\*\* Aug. 31, 2010**

(54) **FLYING DISC**

(75) Inventor: **Yueh Yu Wang**, Kowloon (HK)

(73) Assignee: **Topet International Co., Limited**,  
Kwun Tong, Kowloon (HK)

(\*\*) Term: **14 Years**

(21) Appl. No.: **29/338,198**

(22) Filed: **Jun. 5, 2009**

(51) **LOC (9) Cl.** ..... **21-01**

(52) **U.S. Cl.** ..... **D21/444**

(58) **Field of Classification Search** ..... D21/436-444,  
D21/324-333, 387, 398, 408, 455, 458, 477,  
D21/561, 563, 566; D12/175-177; D14/412-418;  
D30/160; 446/7, 34, 46-48, 61-68, 71; 74/552-558;  
119/707-711

See application file for complete search history.

(56) **References Cited**

**U.S. PATENT DOCUMENTS**

3,528,314	A *	9/1970	Barenyi	.....	74/552
D242,057	S *	10/1976	Sun	.....	D21/444
D280,220	S *	8/1985	Blight	.....	D21/437
5,030,157	A *	7/1991	Silverglate	.....	446/48
5,125,862	A *	6/1992	Paranto	.....	446/240
D356,766	S *	3/1995	Lai	.....	D12/176
D359,600	S *	6/1995	Hotta et al.	.....	D30/160
D418,786	S *	1/2000	Giamos	.....	D12/176

6,797,087	B2 *	9/2004	Hosokawa et al.	.....	156/73.1
6,921,313	B2 *	7/2005	Yu	.....	446/39
6,961,644	B2 *	11/2005	Mercier et al.	.....	701/36
D521,914	S *	5/2006	Pfeiffer	.....	D12/176
2003/0037634	A1 *	2/2003	Ward	.....	74/558
2009/0255367	A1 *	10/2009	Tajiri	.....	74/552

\* cited by examiner

*Primary Examiner*—Catherine Tuttle

(74) *Attorney, Agent, or Firm*—Marsh Fischmann & Breyfogle LLP

(57) **CLAIM**

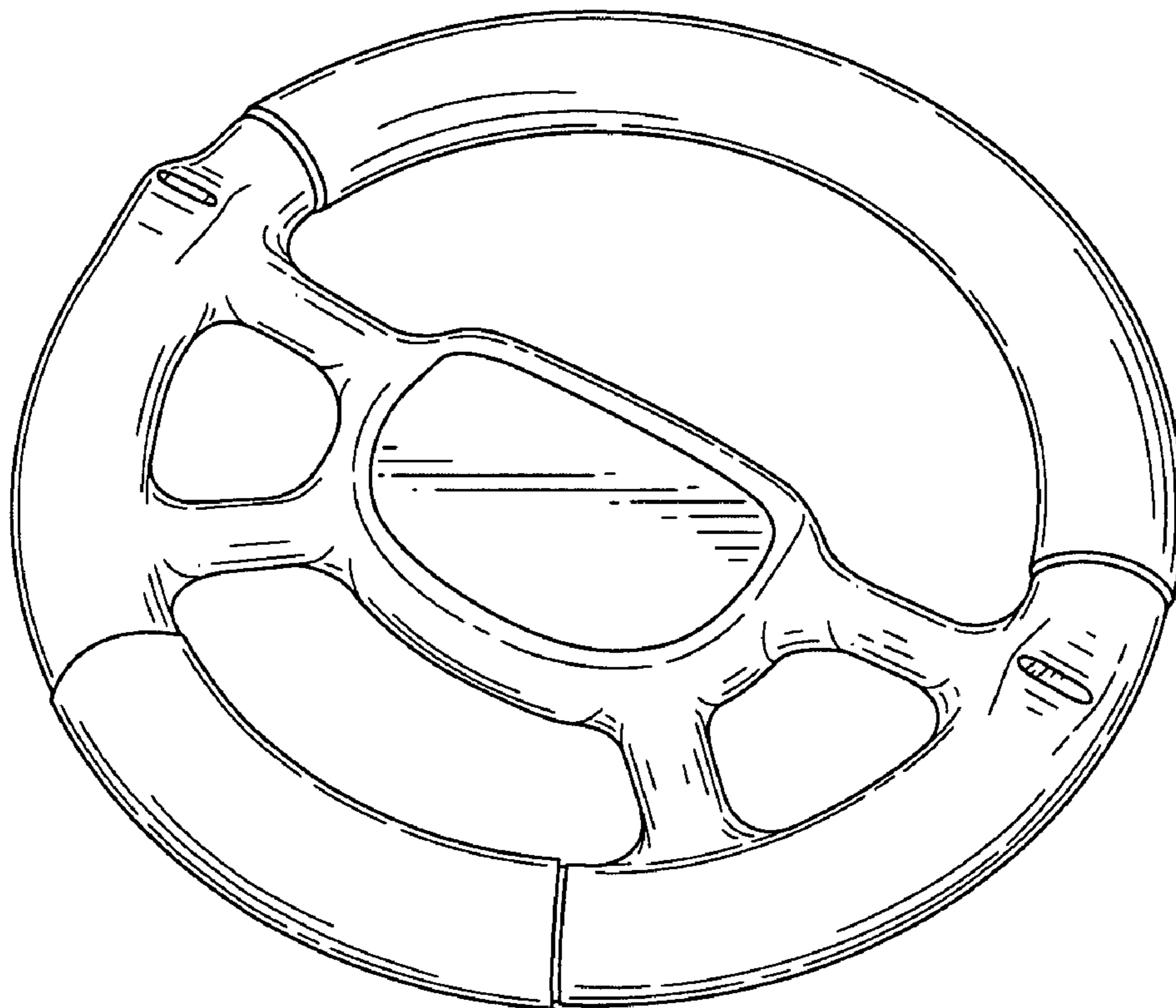
The ornamental design for a flying disc, as shown and described.

**DESCRIPTION**

FIG. 1 is a perspective view of a flying disc;  
 FIG. 2 is a front view of the flying disc of FIG. 1;  
 FIG. 3 is a back view of the flying disc of FIG. 1;  
 FIG. 4 is a right side view of the flying disc of FIG. 1;  
 FIG. 5 is a left side view of the flying disc of FIG. 1;  
 FIG. 6 is a top view of the flying disc of FIG. 1; and,  
 FIG. 7 is a bottom view of the flying disc of FIG. 1.

The broken lines are included for the purpose of illustrating portions of the flying disc that form no part of the claimed invention.

**1 Claim, 4 Drawing Sheets**



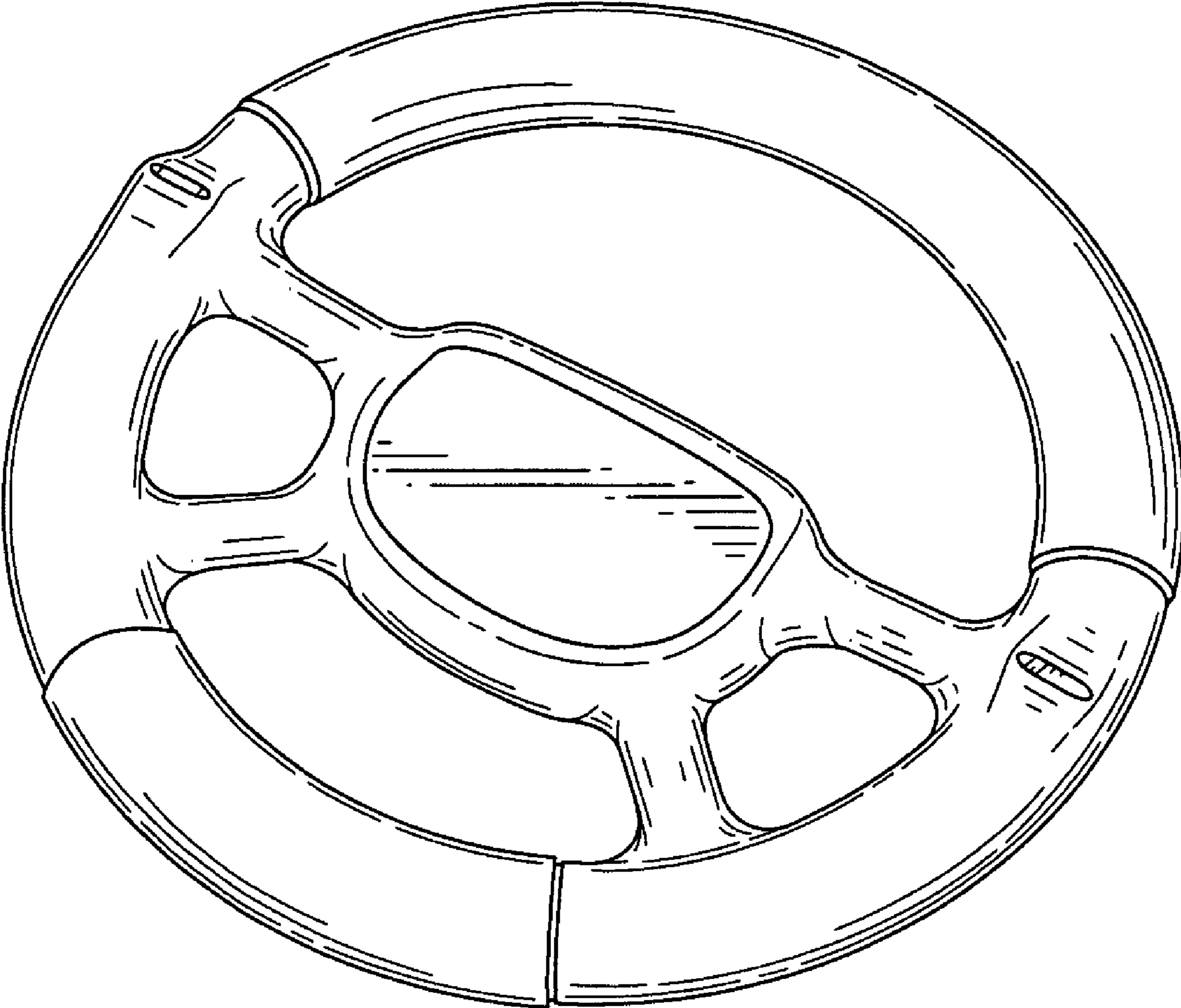


FIG. 1




FIG.2

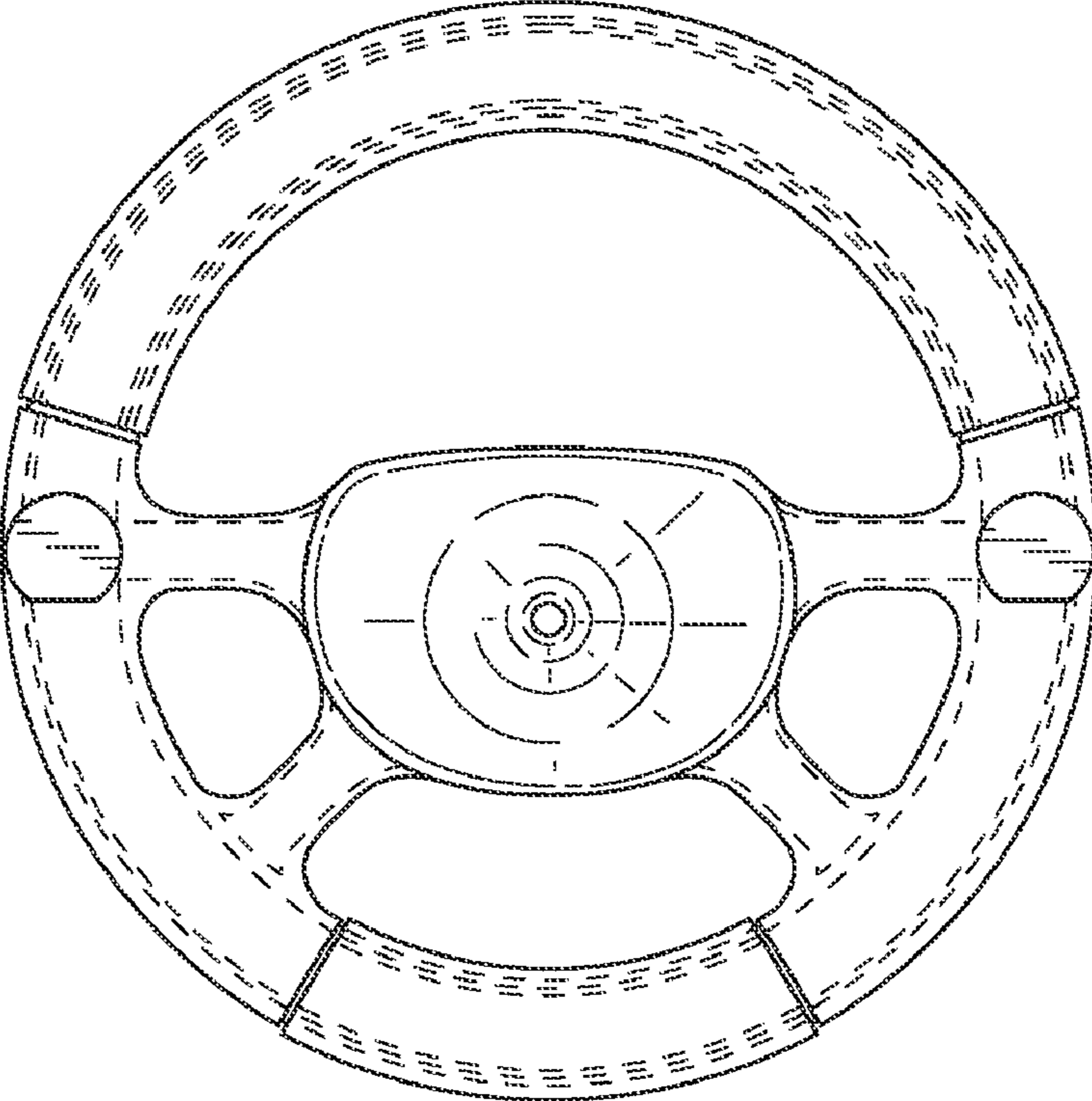


FIG.3

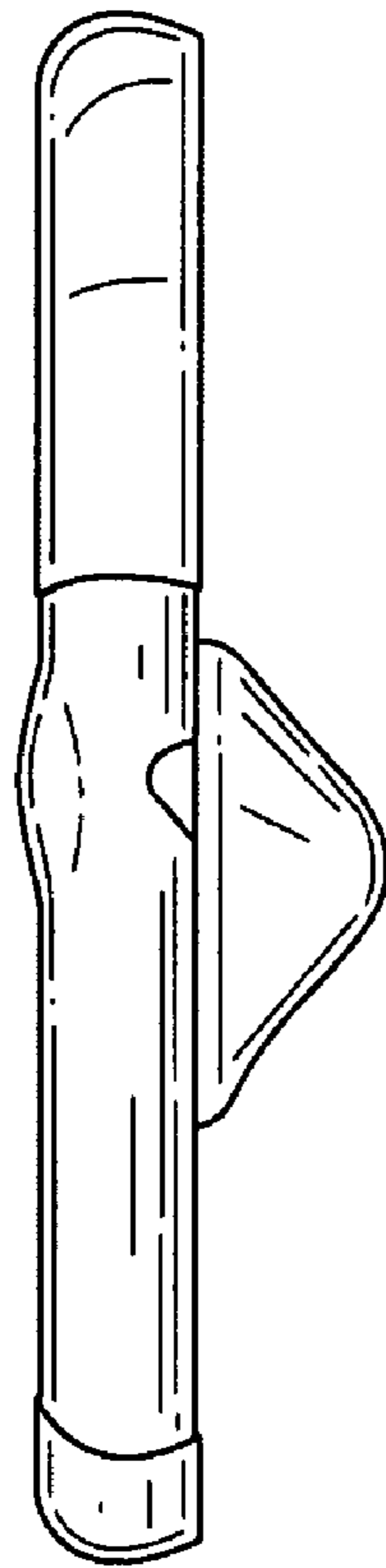


FIG. 4

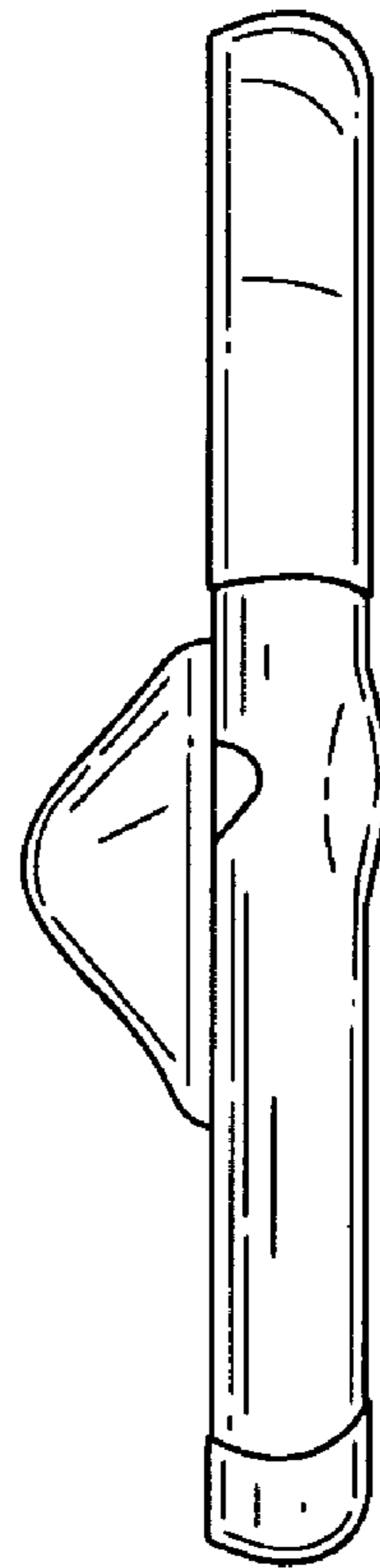


FIG. 5




FIG. 6

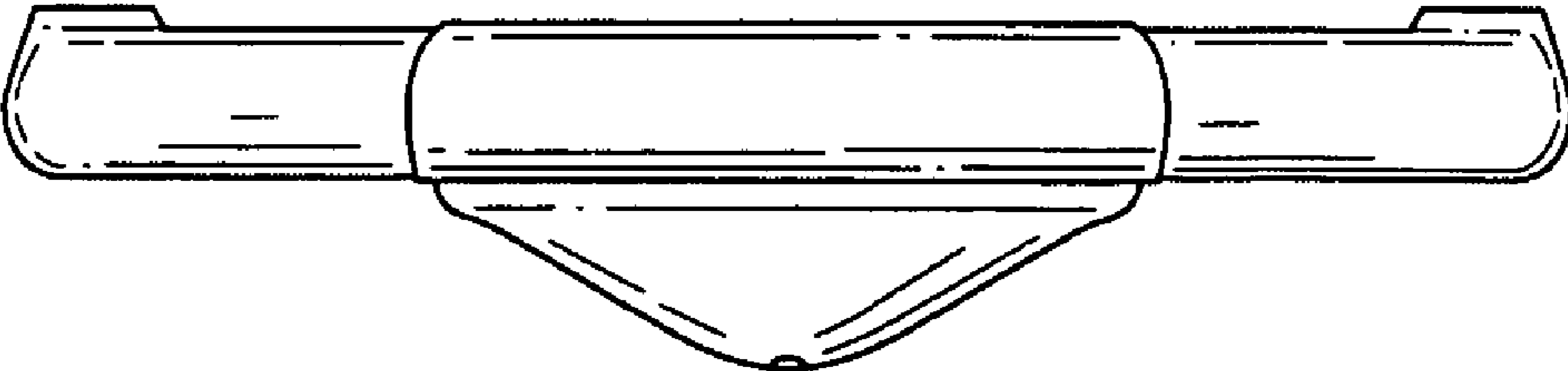


FIG. 7