



US00D622771S

(12) **United States Design Patent**
Casciotti et al.

(10) **Patent No.:** **US D622,771 S**

(45) **Date of Patent:** **** Aug. 31, 2010**

(54) **WRITING INSTRUMENT**

(75) Inventors: **David M. Casciotti**, Amsterdam, NY (US); **Margaret E. Enzien**, Mechanicville, NY (US); **Joseph E. Achzet**, Gloversville, NY (US)

(73) Assignee: **Holland USA, Inc.**, North Mankato, MN (US)

(**) Term: **14 Years**

(21) Appl. No.: **29/339,689**

(22) Filed: **Jul. 6, 2009**

(51) **LOC (9) Cl.** **19-06**

(52) **U.S. Cl.** **D19/55**

(58) **Field of Classification Search** D19/35, D19/36, 41–51, 53–57; 24/11 R, 11 F, 11 P; 401/52, 99, 100, 104–109, 192, 195, 196
See application file for complete search history.

(56) **References Cited**

U.S. PATENT DOCUMENTS

D486,860 S *	2/2004	Hodge	D19/55
D506,507 S *	6/2005	Qiu	D19/51
D509,852 S *	9/2005	Anand	D19/50
D546,881 S *	7/2007	Qiu	D19/50
D546,882 S *	7/2007	Qiu	D19/50
D556,827 S *	12/2007	Beyer	D19/55

D564,027 S *	3/2008	Achzet et al.	D19/55
D568,938 S *	5/2008	Achzet et al.	D19/55
D572,761 S *	7/2008	Zhang	D19/50
D587,752 S *	3/2009	Shimizu	D19/50
D608,392 S *	1/2010	Shibata	D19/50
2007/0077111 A1 *	4/2007	Qiu et al.	401/6

* cited by examiner

Primary Examiner—Elizabeth A Albert

(74) *Attorney, Agent, or Firm*—Dicke, Billig & Czaja, PLLC

(57) **CLAIM**

We claim the ornamental design for a writing instrument, as shown and described.

DESCRIPTION

FIG. 1 is a perspective view of a writing instrument showing our new design;

FIG. 2 is a right side view of the same FIG. 1, the left side view being a mirror image of the right side view.

FIG. 3 is a front view of the same FIG. 1;

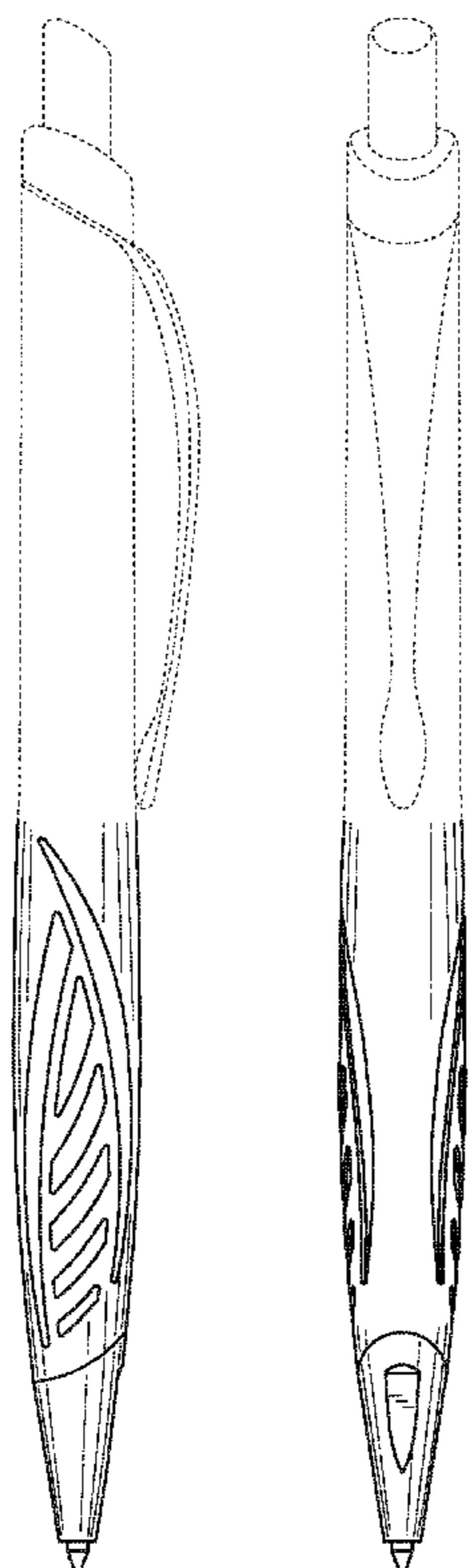
FIG. 4 is a back view of the same FIG. 1;

FIG. 5 is a top view of the same FIG. 1; and,

FIG. 6 is a bottom view of the same FIG. 1.

Portions of the writing instrument shown in broken lines are for environmental purposes only and form no part of the claimed design.

1 Claim, 3 Drawing Sheets



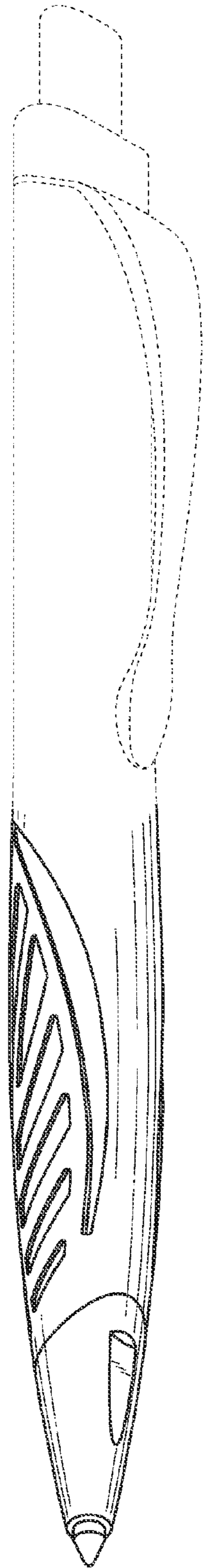


Fig. 1

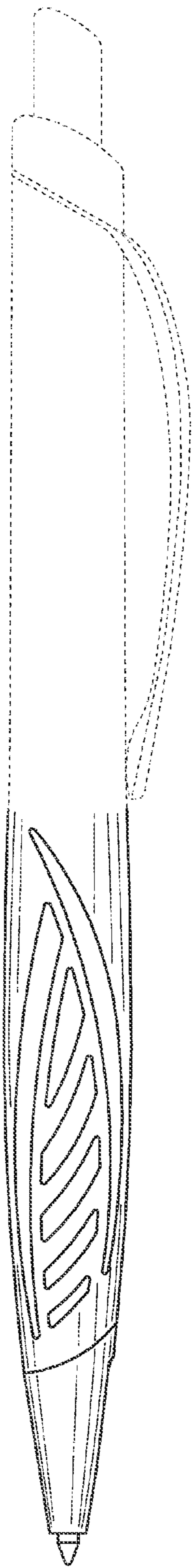


Fig. 2



Fig. 3




Fig. 4

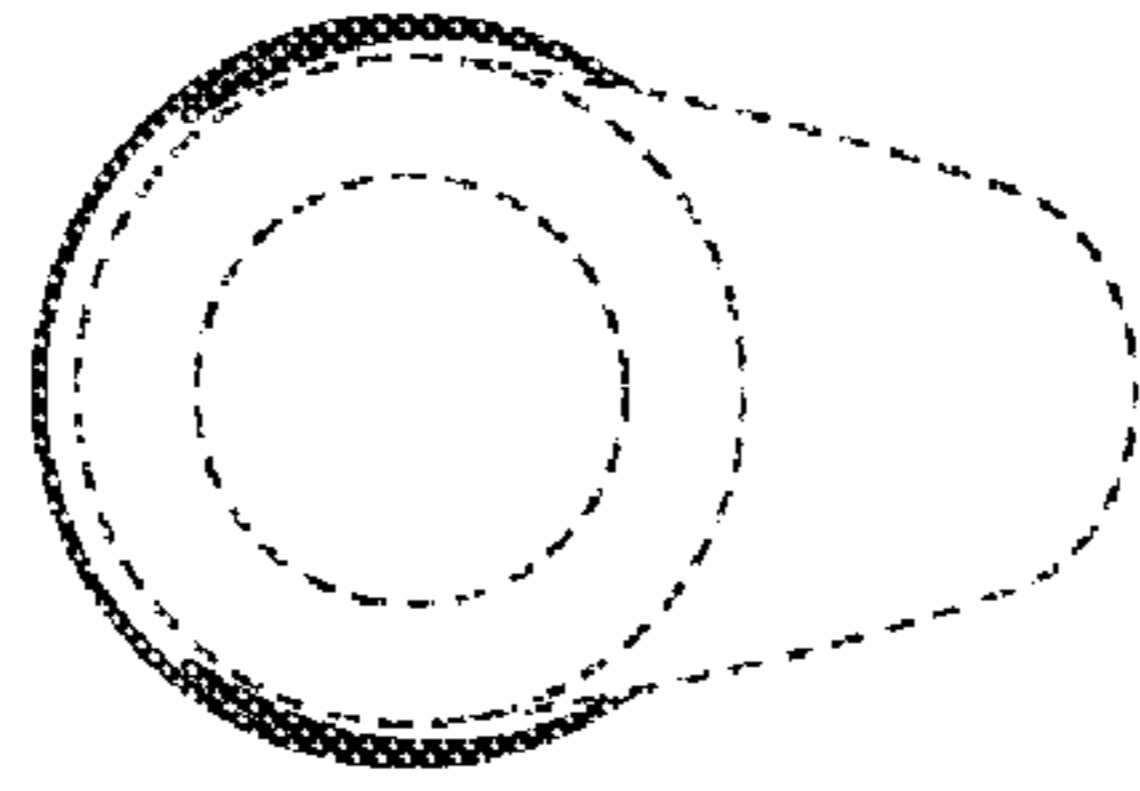


Fig. 5

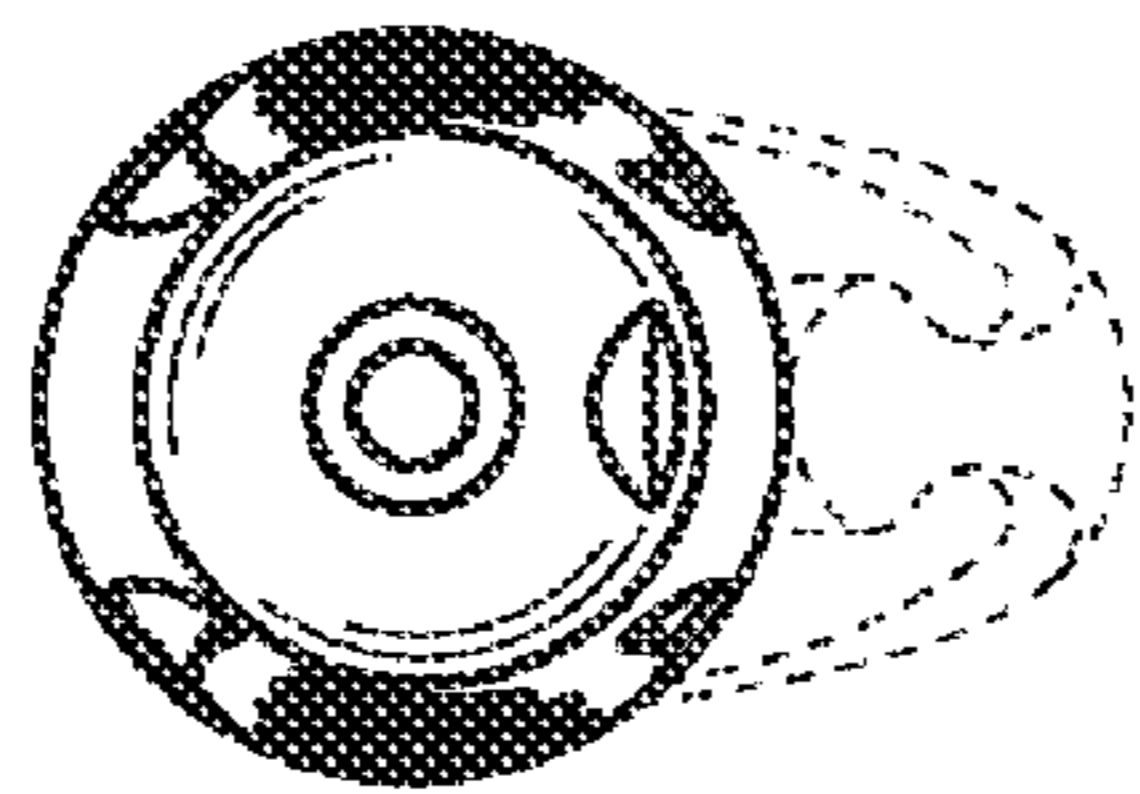


Fig. 6