



US00D622768S

(12) **United States Design Patent**
Tissier

(10) **Patent No.:** **US D622,768 S**

(45) **Date of Patent:** **** Aug. 31, 2010**

(54) **PEN**

(75) Inventor: **Dominique Tissier**, Paris (FR)

(73) Assignee: **S.T. Dupont**, Paris (FR)

(**) Term: **14 Years**

(21) Appl. No.: **29/344,537**

(22) Filed: **Sep. 30, 2009**

(51) **LOC (9) Cl.** **19-06**

(52) **U.S. Cl.** **D19/46**

(58) **Field of Classification Search** D19/35,
D19/36, 41–51, 53–57; 24/11 R, 11 F, 11 P;
401/52, 99, 100, 104–109, 192, 195, 196
See application file for complete search history.

(56) **References Cited**

U.S. PATENT DOCUMENTS

D124,725 S *	1/1941	Ornstein	D10/31
D179,615 S *	1/1957	Spatz	D28/4
D216,925 S *	3/1970	Lanoie	D19/46
D229,785 S *	1/1974	Lanoie	D19/46
D328,919 S *	8/1992	Bulgari	D19/51
D329,460 S *	9/1992	Rousseau	D19/46
D336,923 S *	6/1993	Lin	D19/57
D372,736 S *	8/1996	Stabler	D19/57
D466,932 S *	12/2002	Leo et al.	D19/43
D478,350 S *	8/2003	Furlong	D19/43
D548,280 S *	8/2007	Shimizu	D19/48

D561,832 S *	2/2008	Bhavnani	D19/51
D568,939 S *	5/2008	Bhavnani	D19/57
D580,975 S *	11/2008	Yu et al.	D19/45
D593,154 S *	5/2009	Bruzzi	D19/46
D597,599 S *	8/2009	Wang	D19/46
D611,987 S *	3/2010	Mouclier	D19/46

* cited by examiner

Primary Examiner—Elizabeth A Albert

(74) *Attorney, Agent, or Firm*—Young & Thompson

(57) **CLAIM**

The ornamental design for a pen, as shown and described.

DESCRIPTION

FIG. 1 is a front elevational view of a pen showing my new design;

FIG. 2 is a rear elevational view thereof;

FIG. 3 is a side elevational view thereof from the left of FIG. 1;

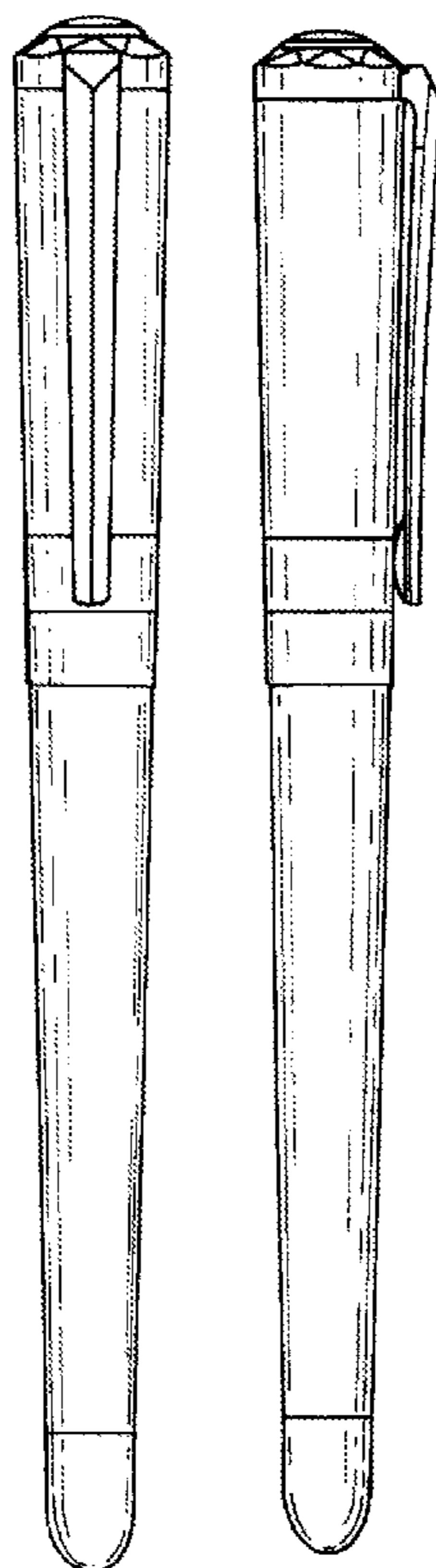
FIG. 4 is a side elevational view thereof from the right of FIG. 1;

FIG. 5 is a perspective view thereof;

FIG. 6 is an enlarged view thereof from the bottom of FIG. 3; and,

FIG. 7 is an enlarged view thereof from the top of FIG. 3.

1 Claim, 3 Drawing Sheets



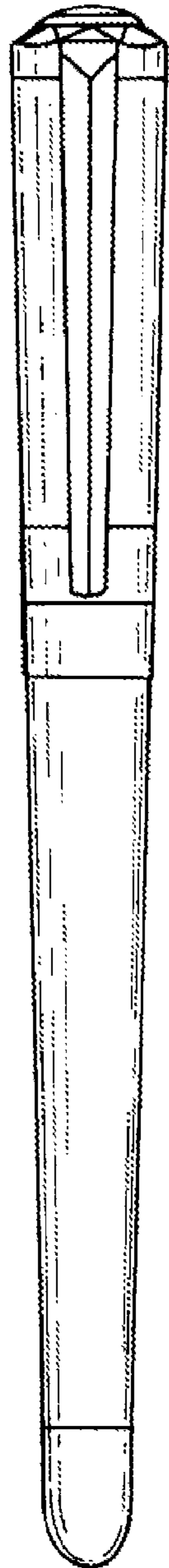


FIG. 1




FIG. 2

FIG. 3

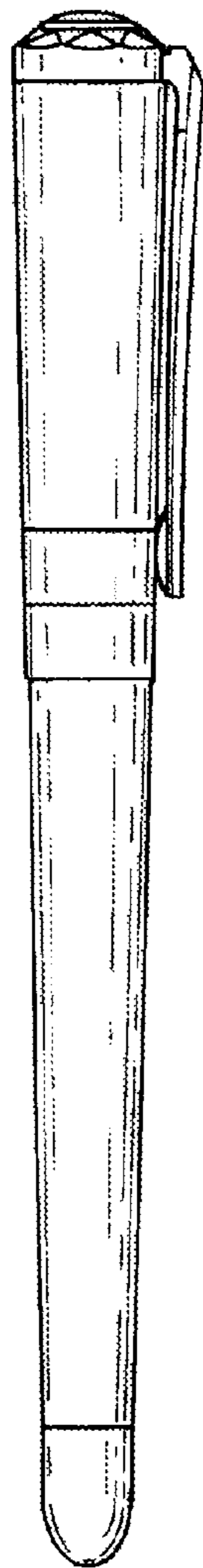



FIG. 4






FIG. 5

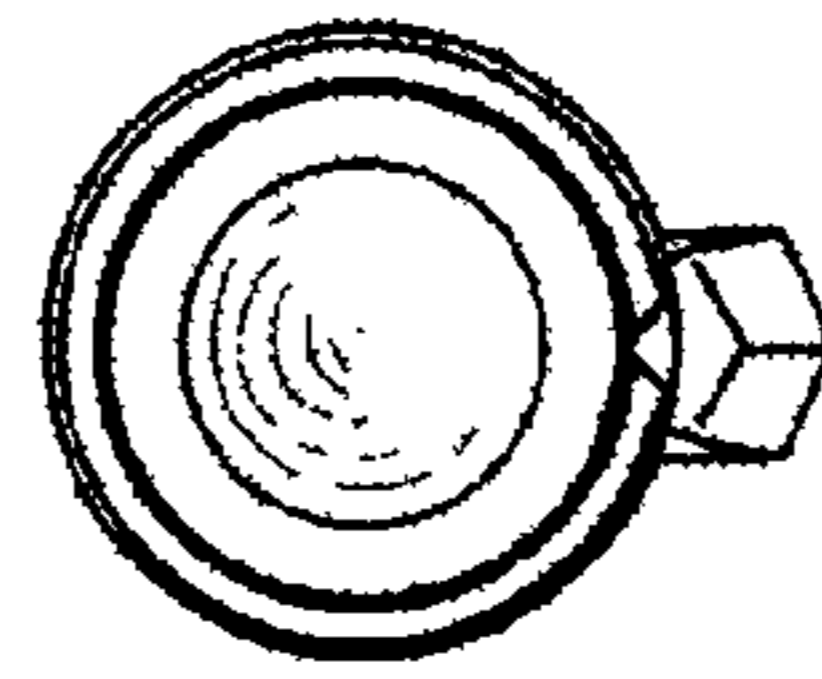


FIG. 6

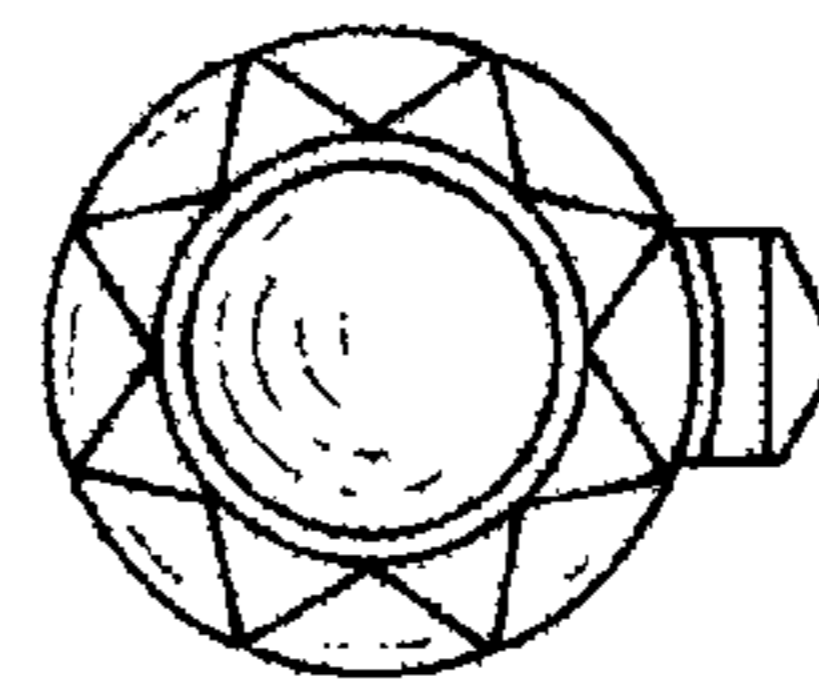


FIG. 7