



US00D622765S

(12) **United States Design Patent**
Spaargaren

(10) **Patent No.:** **US D622,765 S**

(45) **Date of Patent:** **** Aug. 31, 2010**

(54) **BOOK MARKER**

(75) Inventor: **Jerome Spaargaren**, London (GB)

(73) Assignee: **EIP Ltd.** (GB)

(**) Term: **14 Years**

(21) Appl. No.: **29/345,423**

(22) Filed: **Oct. 15, 2009**

(30) **Foreign Application Priority Data**

Apr. 17, 2009 (EM) 001123194-0001

(51) **LOC (9) Cl.** **19-99**

(52) **U.S. Cl.** **D19/34**

(58) **Field of Classification Search** D19/1,
D19/2, 34, 32, 65, 91, 81, 36, 26; D11/78.1,
D11/223; D9/600; D3/253, 247; 116/238,
116/239, 240, 234, 235; 24/67 R; 281/142
See application file for complete search history.

(56) **References Cited**

U.S. PATENT DOCUMENTS

- 1,857,488 A * 5/1932 Weeks 24/563
- 2,341,121 A * 2/1944 Schaaff 24/561
- 3,090,347 A * 5/1963 Harnett, Jr. 116/237
- 4,750,657 A * 6/1988 King 224/220
- D300,836 S * 4/1989 Goldstein D20/43
- D307,441 S * 4/1990 Roberson, Jr. D19/34
- 4,928,361 A * 5/1990 Brown 24/67.9
- D410,954 S * 6/1999 Ahlqvist D19/65
- 5,970,777 A * 10/1999 Hunt et al. 72/379.2

- D437,613 S * 2/2001 Melnyk D19/34
- D469,714 S * 2/2003 Book D11/78.1
- D492,351 S * 6/2004 Sato et al. D19/65
- 7,040,051 B2 * 5/2006 Windorski 40/641
- D540,868 S * 4/2007 Williams D19/65
- 2008/0104805 A1 * 5/2008 Cameron 24/346
- 2009/0118746 A1 * 5/2009 Assia 606/151

* cited by examiner

Primary Examiner—Austin Murphy

(74) *Attorney, Agent, or Firm*—BainwoodHuang

(57) **CLAIM**

The ornamental design for a book marker, as shown and described.

DESCRIPTION

FIG. 1 is a front view of a book marker disposed in a first position, according to the new design;

FIG. 2 is the front view of the book marker of FIG. 1 disposed in a second position;

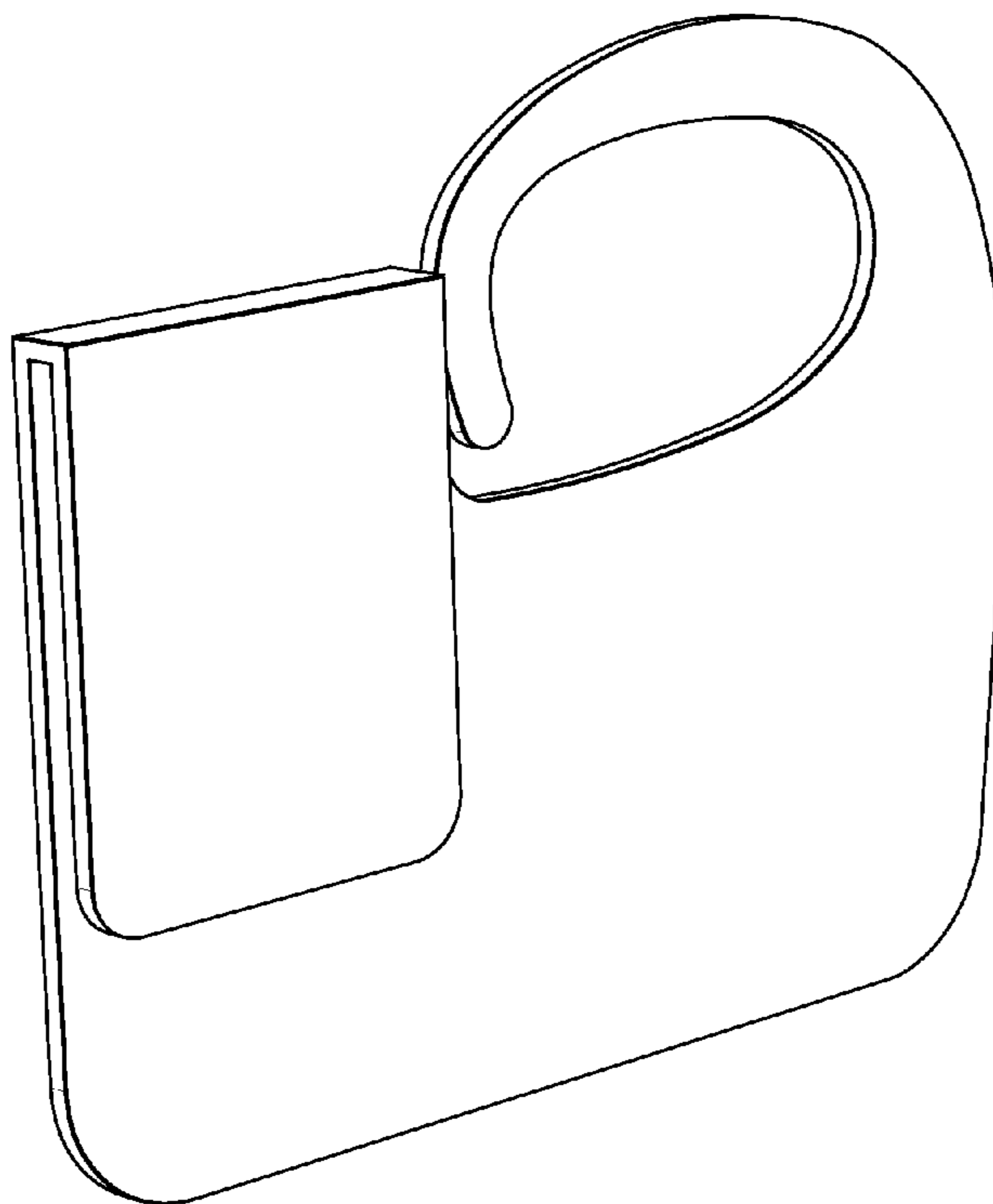
FIG. 3 is a rear view of the book marker of FIG. 1 disposed in the first position;

FIG. 4 is the rear view of the book marker of FIG. 3 disposed in the second position; and,

FIG. 5 is a rear perspective view of the book marker of FIG. 1.

The broken lines shown in FIGS. 2 and 4 represent fold lines that form part of the claimed design.

1 Claim, 5 Drawing Sheets



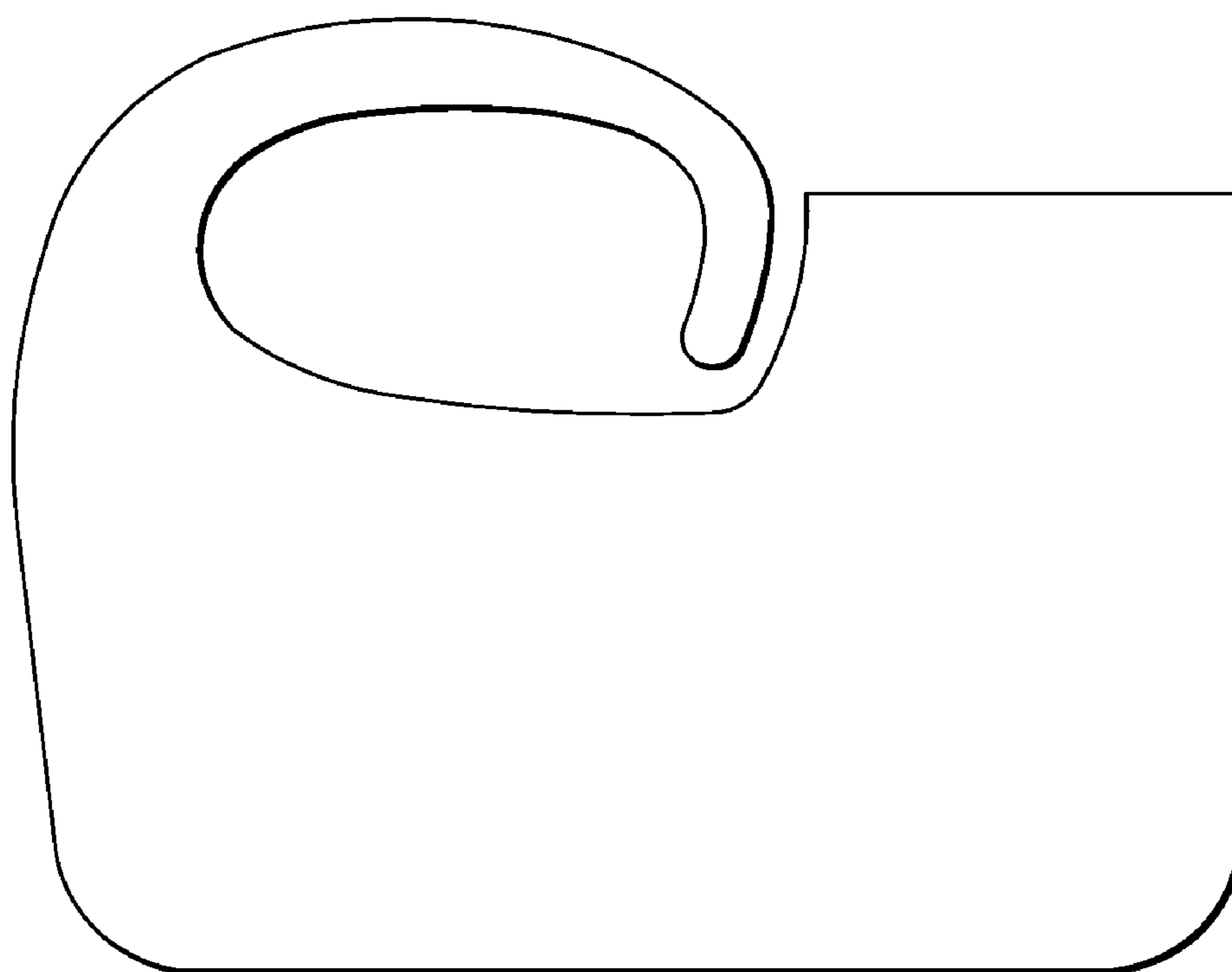


FIG. 1

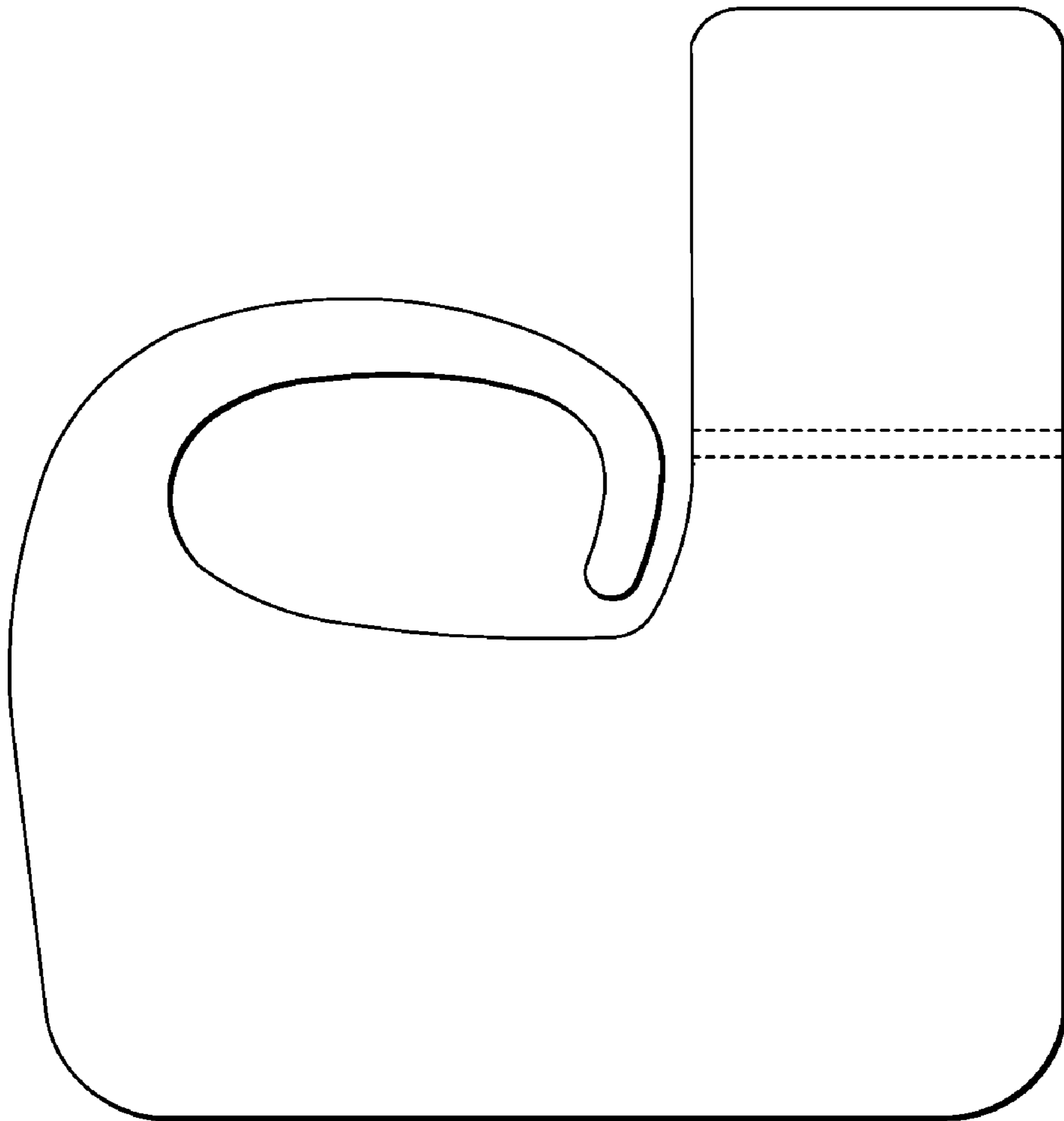


FIG. 2

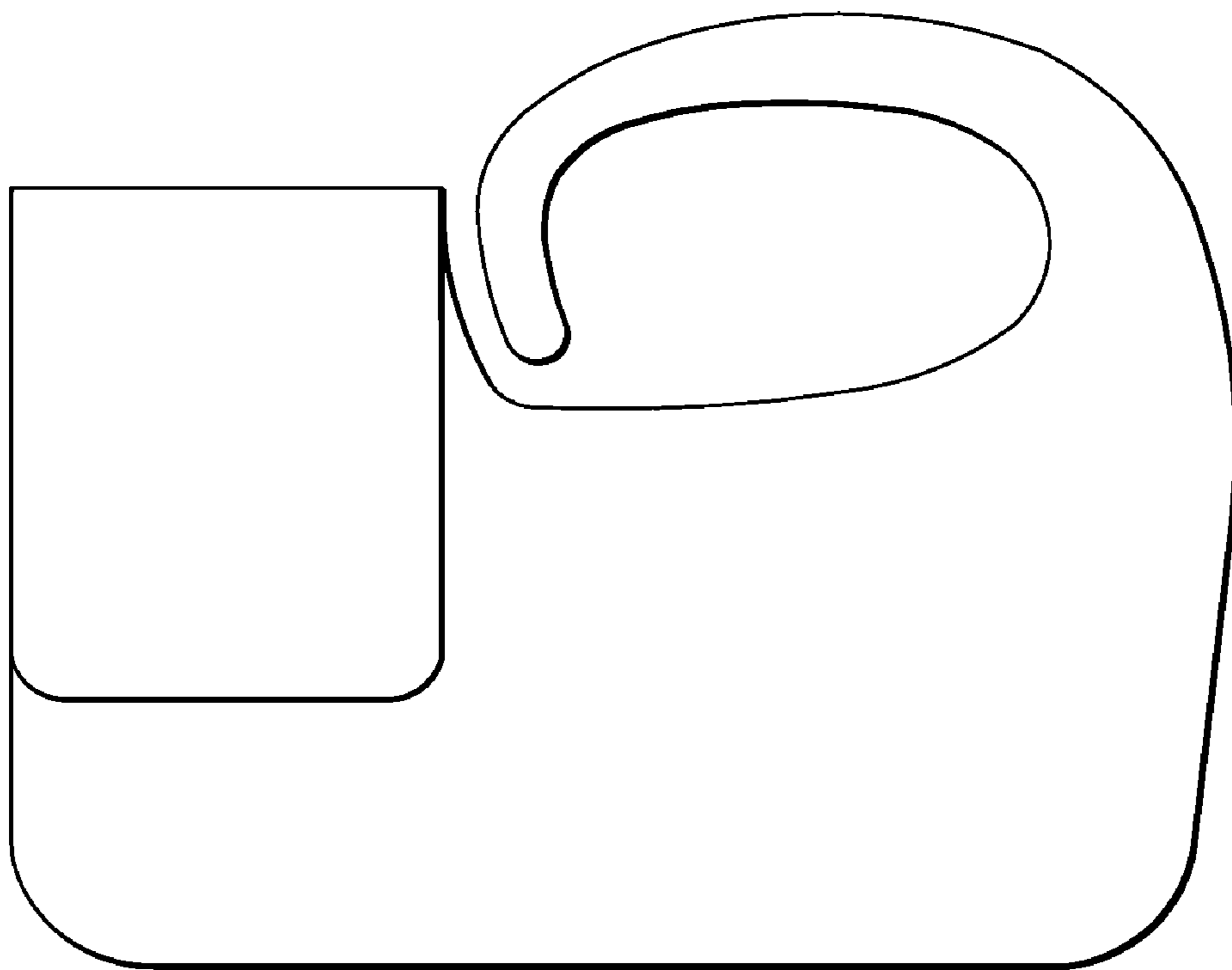


FIG. 3

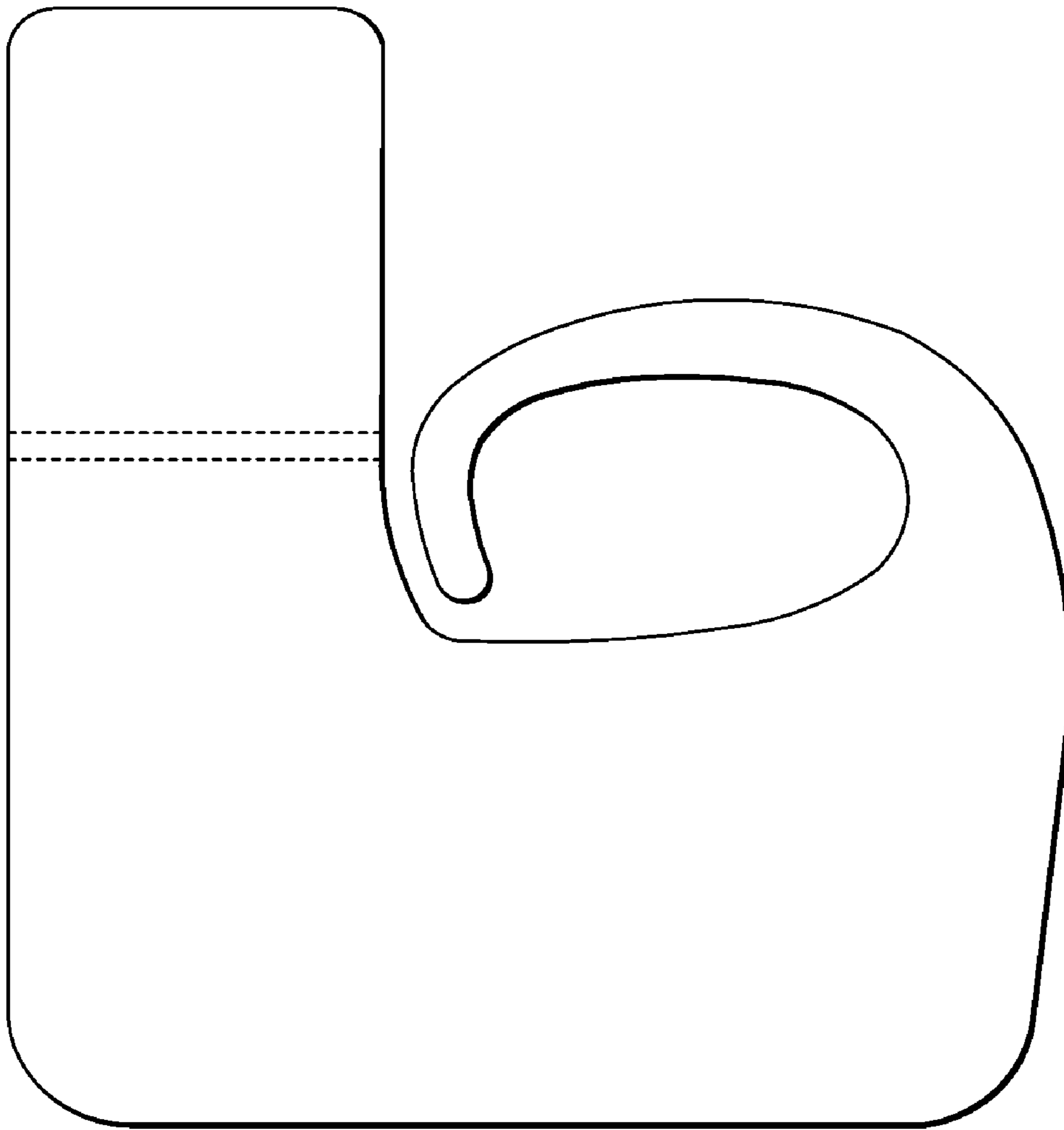


FIG. 4

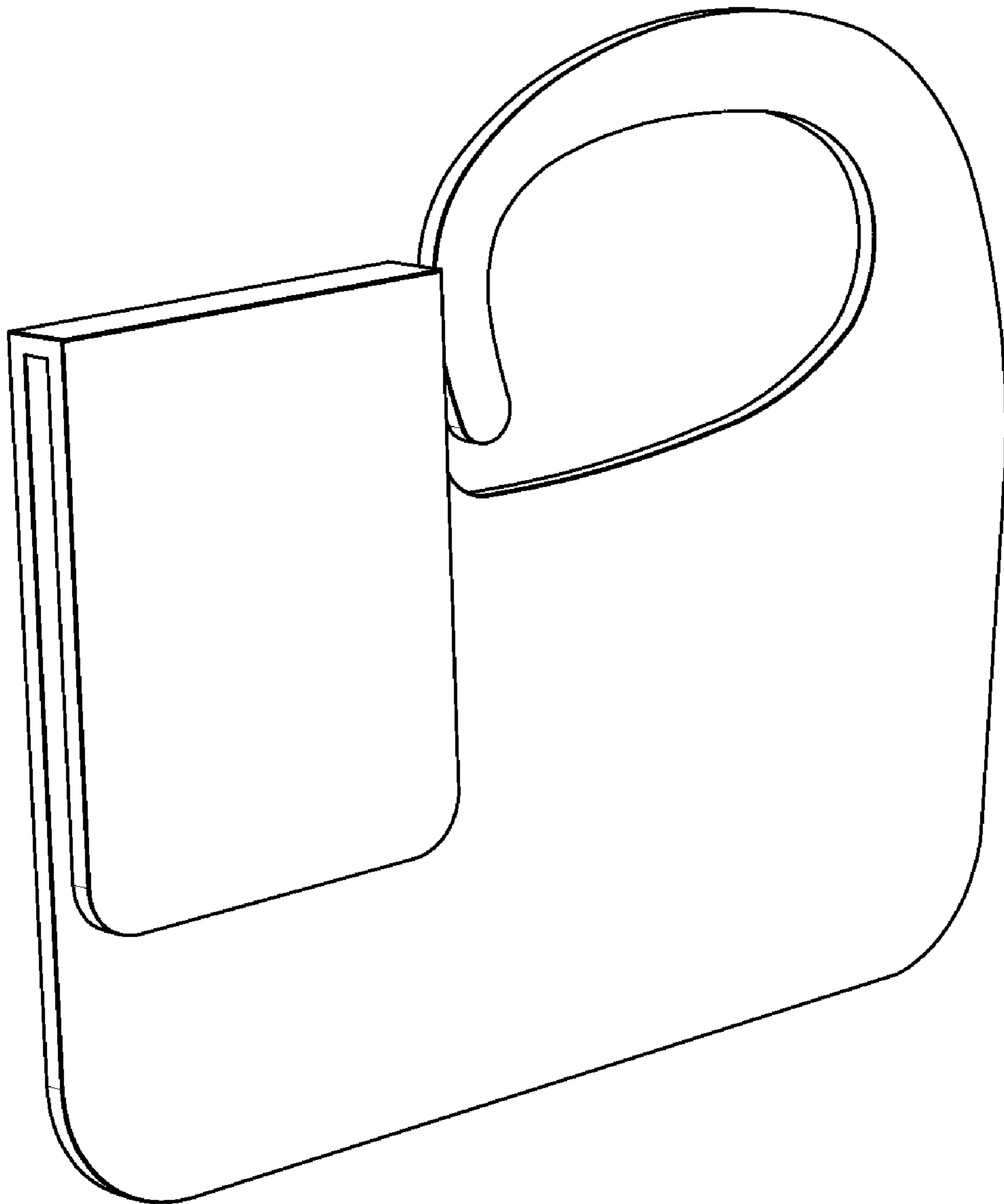


FIG. 5