



US00D622748S

(12) **United States Design Patent**
Huschka

(10) **Patent No.:** **US D622,748 S**

(45) **Date of Patent:** **** Aug. 31, 2010**

(54) **U-SHAPED EYEGLASS LENS**

D446,237 S 8/2001 Koevari
D451,119 S 11/2001 Koevari
D475,732 S 6/2003 Conner
6,616,274 B1 9/2003 Sabia et al.

(76) **Inventor:** **Todd Huschka**, 6979 Midtown Rd.,
Madison, WI (US) 53719

(**) **Term:** **14 Years**

* cited by examiner

(21) **Appl. No.:** **29/353,131**

Primary Examiner—Raphael Barkai

(22) **Filed:** **Jan. 4, 2010**

(74) *Attorney, Agent, or Firm*—Montgomery Patent and
Design; Joseph T. Yaksich; Robert C. Montgomery

(51) **LOC (9) Cl.** **16-06**

(57) **CLAIM**

(52) **U.S. Cl.** **D16/101; D16/306; D16/315**

The ornamental design for a U-shaped eyeglass lens, as
shown and described.

(58) **Field of Classification Search** D16/101,
D16/300–342; D29/109–110; D24/110.2;
351/41, 44, 51–52, 62, 158, 92, 103–123,
351/140, 153, 45–46; 2/426–432, 447–449,
2/441, 436, 434–437, 13, 15; D21/483, 659–661
See application file for complete search history.

DESCRIPTION

(56) **References Cited**

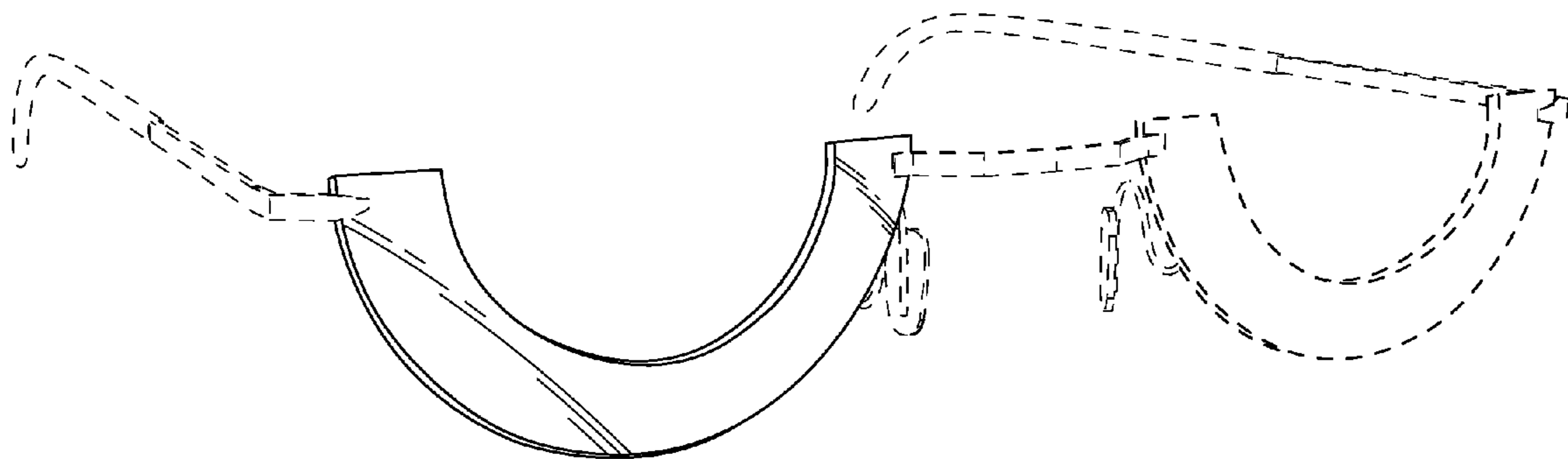
U.S. PATENT DOCUMENTS

D74,365 S * 2/1928 Giglio D16/326
1,866,734 A * 7/1932 Tillyer 65/38
D199,934 S 12/1964 Blair
4,451,127 A 5/1984 Moffitt, Jr.
D285,309 S * 8/1986 Rips D16/101
D310,377 S * 9/1990 Wang-Lee D16/101
5,118,178 A 6/1992 Tuckman
D404,053 S 1/1999 Hsieh
D408,432 S * 4/1999 Jumara D16/315
D437,340 S 2/2001 Yeh

FIG. 1 a front environmental view of a pair of U-shaped
eyeglass lenses, showing my new design;
FIG. 2 is a front perspective view of a U-shaped eyeglass lens;
FIG. 3 is a front view thereof;
FIG. 4 is a rear view thereof;
FIG. 5 is a left right side view thereof with a right side being
a mirror image;
FIG. 6 is a top view thereof; and,
FIG. 7 is a bottom view thereof.

The broken lines shown in FIG. 1 are for illustrative purposes
only and form no part of the claimed design.

1 Claim, 5 Drawing Sheets



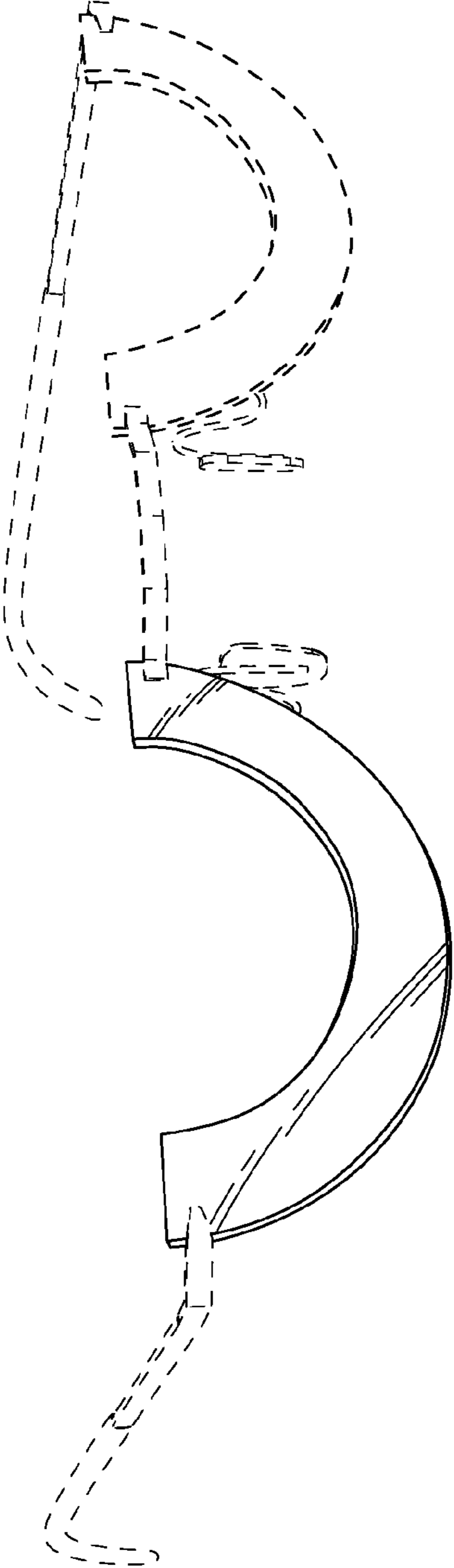


Fig. 1

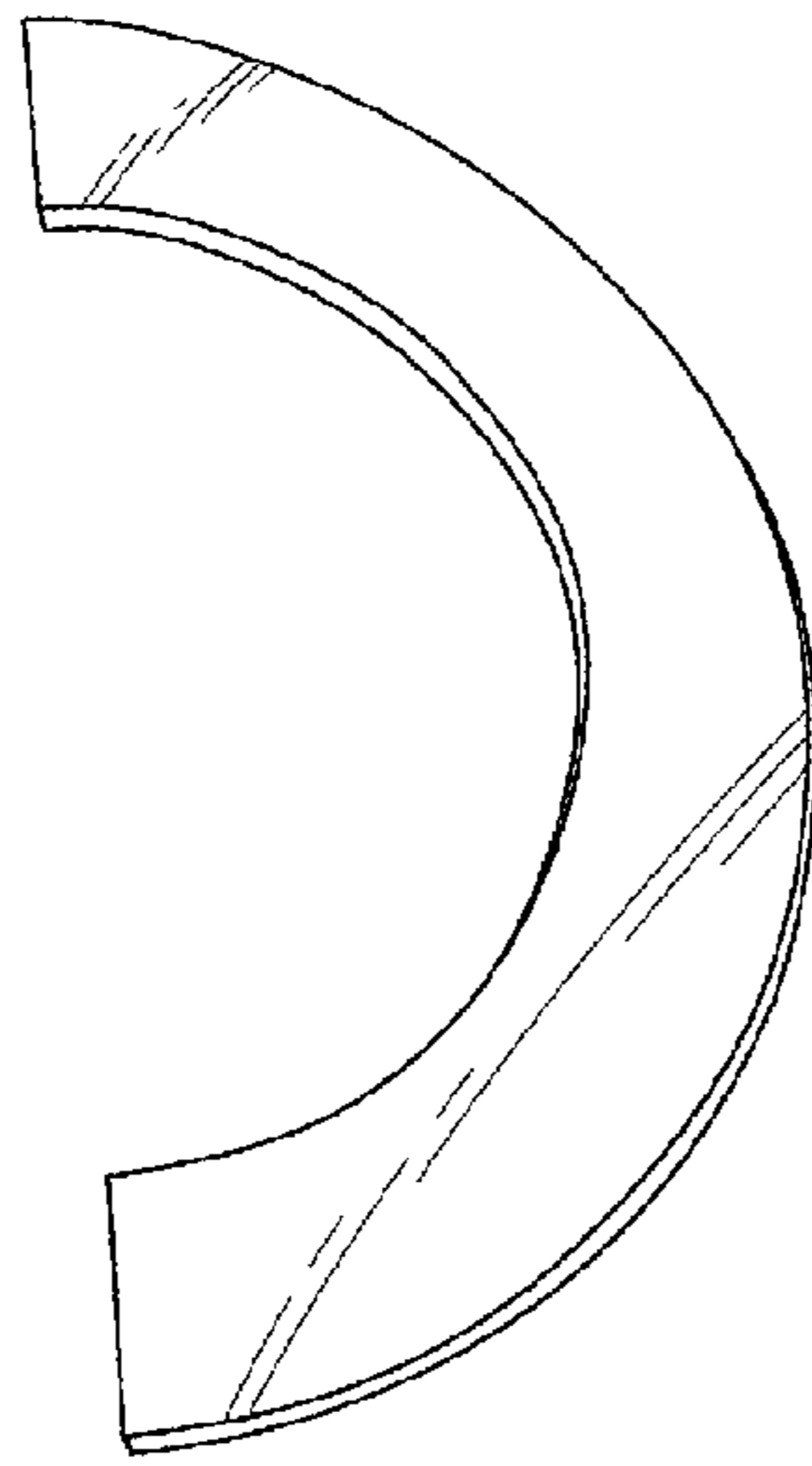


Fig. 2

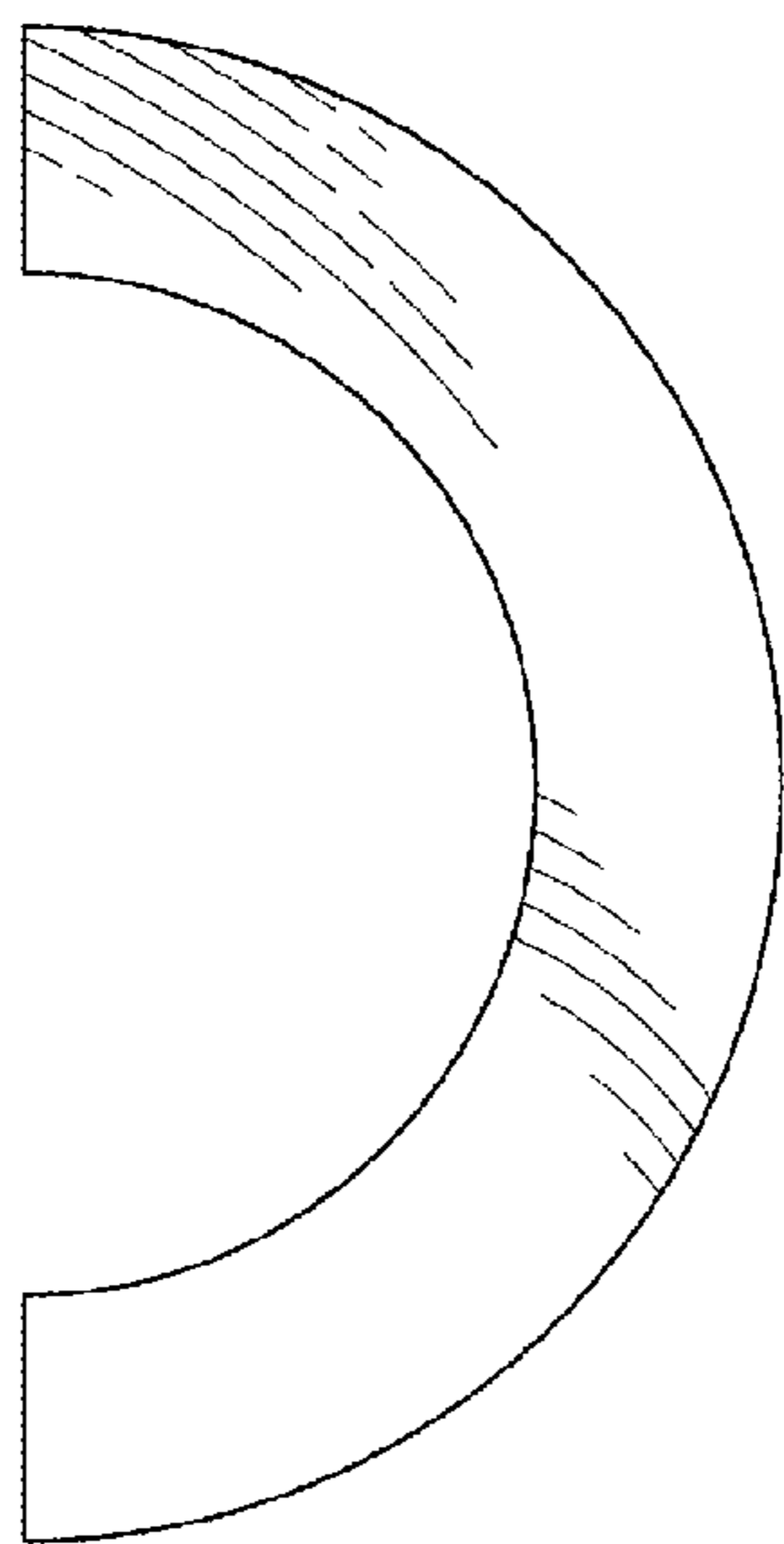


Fig. 4

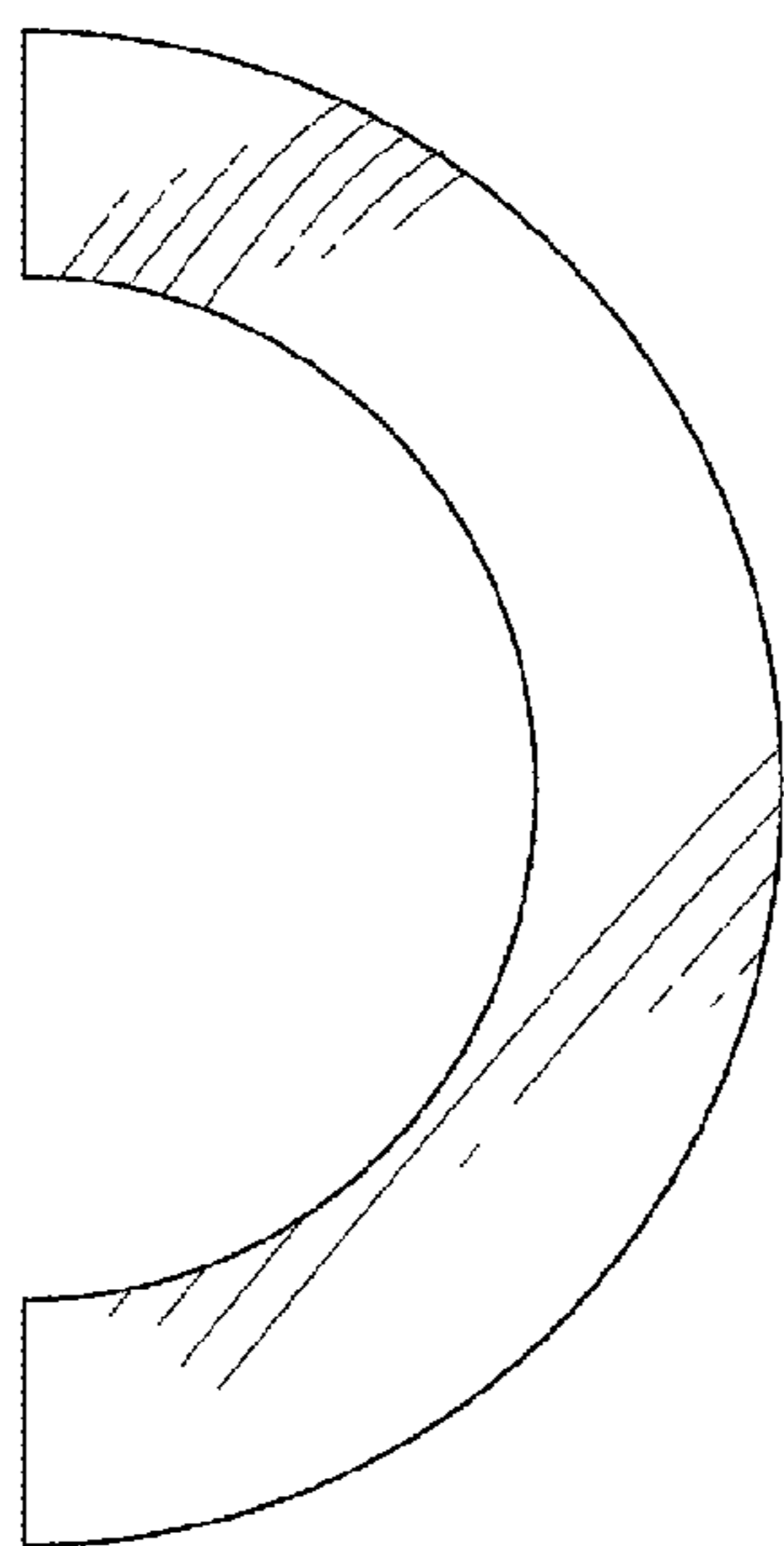


Fig. 3

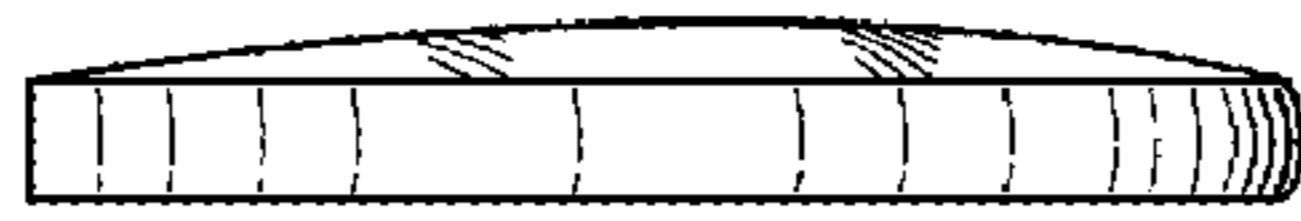


Fig. 5

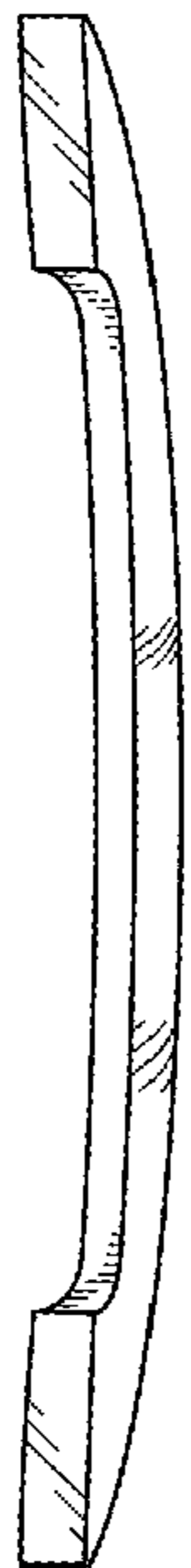


Fig. 6

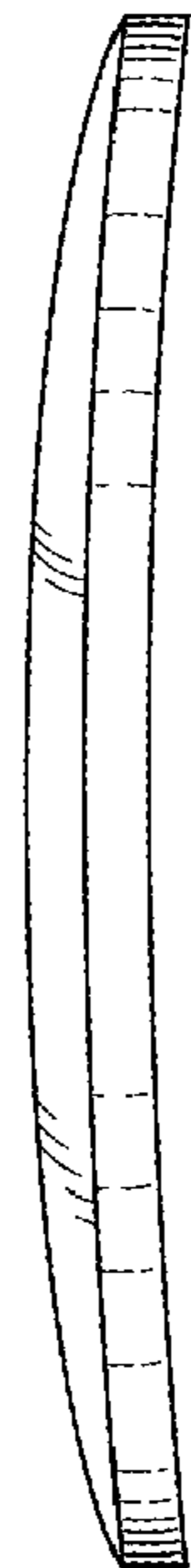


Fig. 7