

US00D622734S

(12) **United States Design Patent**
Miyawaki

(10) **Patent No.:** **US D622,734 S**

(45) **Date of Patent:** **** Aug. 31, 2010**

(54) **DIGITAL DISC PLAYER**

(75) Inventor: **Masayuki Miyawaki**, Chigasaki (JP)

(73) Assignee: **Clarion Co., Ltd.**, Tokyo (JP)

(**) Term: **14 Years**

(21) Appl. No.: **29/352,647**

(22) Filed: **Dec. 23, 2009**

(51) **LOC (9) Cl.** **14-01**

(52) **U.S. Cl.** **D14/502**

(58) **Field of Classification Search** D14/440-446,
D14/496, 498-505, 137, 157, 167-168, 188,
D14/197-198, 257-258; 360/99.02, 99.07;
369/75.11, 75.21, 77.11, 77.21; 720/601,
720/612, 619, 649, 655; 455/344, 347-351;
D10/65, 70

See application file for complete search history.

(56) **References Cited**

U.S. PATENT DOCUMENTS

D308,868 S * 6/1990 Kohno D14/502

7,137,676 B2 * 11/2006 Sugimoto et al. 312/7.2
D559,228 S * 1/2008 Iwamoto D14/157
D582,807 S * 12/2008 Ichikawa et al. D10/65
D599,789 S * 9/2009 Shimizu D14/257

* cited by examiner

Primary Examiner—Nanda Bondade

(74) *Attorney, Agent, or Firm*—Oliff & Berridge, PLC

(57) **CLAIM**

The ornamental design for a digital disc player, as shown and described.

DESCRIPTION

FIG. 1 is a perspective view of a digital disc player;

FIG. 2 is a front view thereof;

FIG. 3 is a rear view thereof;


FIG. 4 is a left-side view thereof;

FIG. 5 is a right-side view thereof;

FIG. 6 is a top view thereof; and,

FIG. 7 is a bottom view thereof.

1 Claim, 7 Drawing Sheets



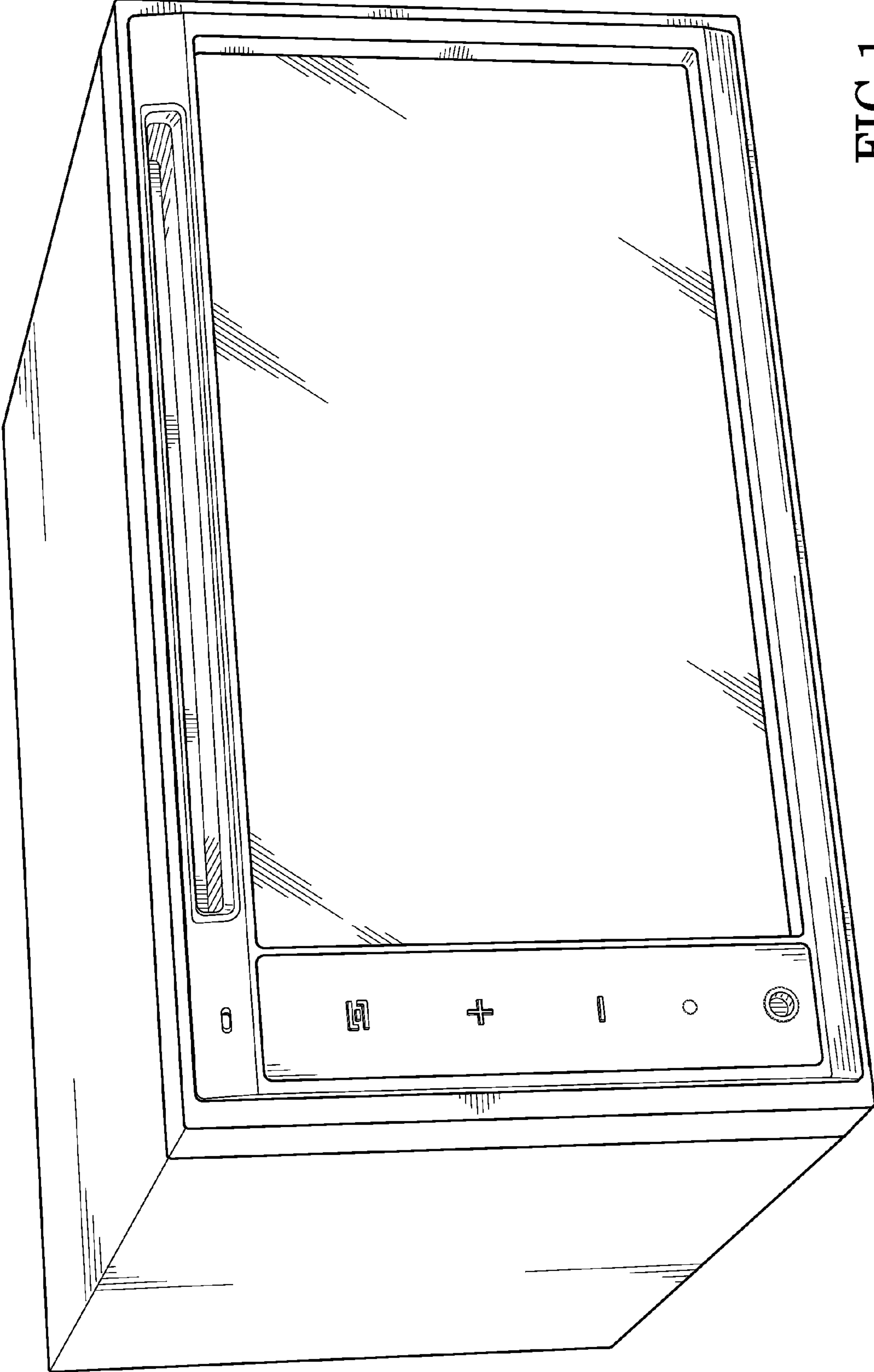


FIG.1

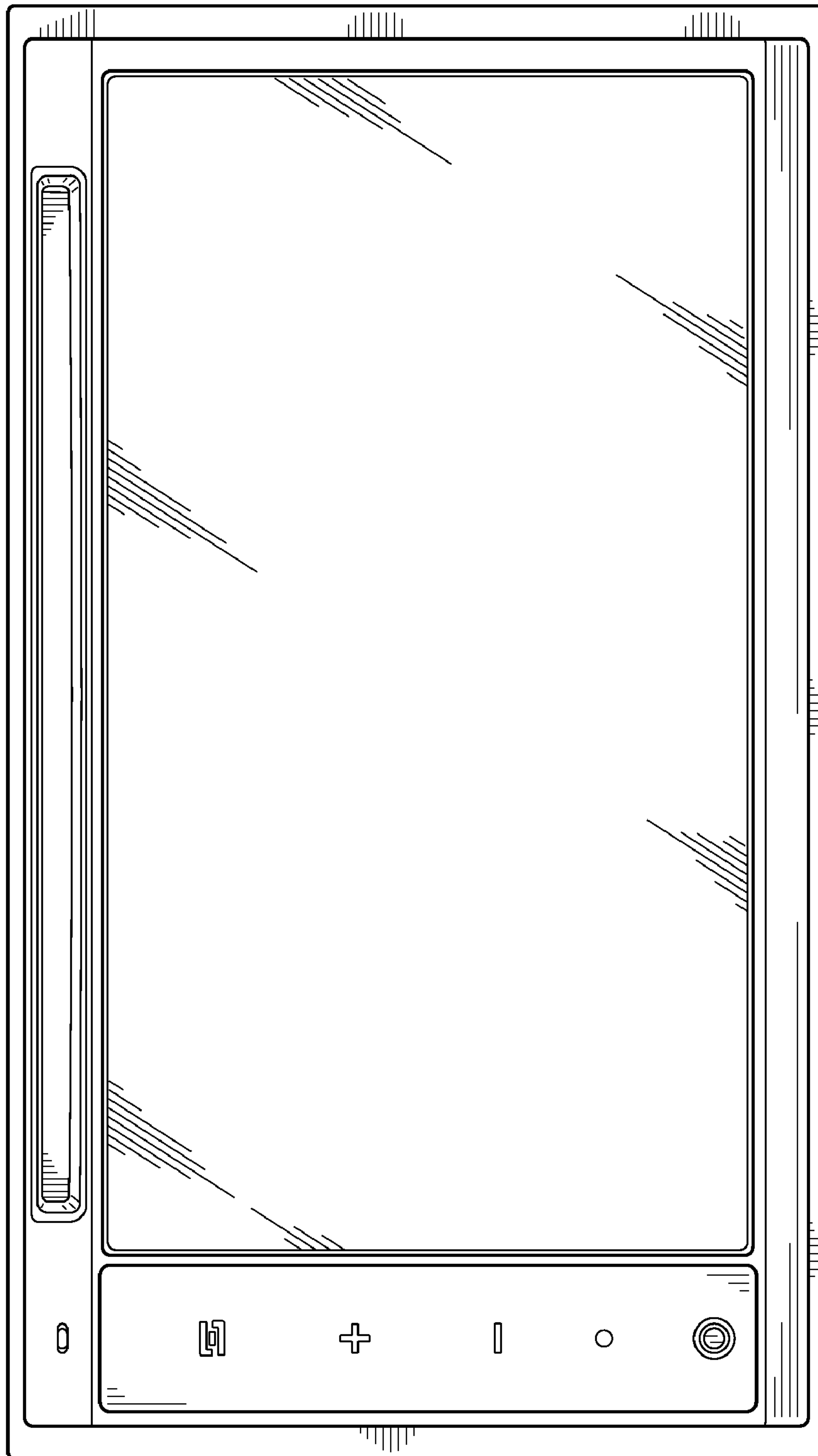


FIG.2




FIG. 3




FIG. 4




FIG. 5




FIG. 6




FIG. 7