



US00D622732S

(12) **United States Design Patent**
Stallings et al.

(10) **Patent No.:** **US D622,732 S**
(45) **Date of Patent:** **** Aug. 31, 2010**

(54) **COMPUTER GENERATED IMAGE FOR A DISPLAY PANEL OR SCREEN**

(75) Inventors: **Heath Stallings**, Grapevine, TX (US);
Brian Roberts, Frisco, TX (US); **Don Relyea**, Dallas, TX (US)

(73) Assignee: **Verizon Patent and Licensing Inc.**,
Basking Ridge, NJ (US)

(**) Term: **14 Years**

(21) Appl. No.: **29/280,307**

(22) Filed: **May 23, 2007**

(51) **LOC (9) Cl.** **32-00**

(52) **U.S. Cl.** **D14/487**

(58) **Field of Classification Search** D14/485-495;
715/700-867

See application file for complete search history.

(56) **References Cited**

U.S. PATENT DOCUMENTS

5,291,587	A *	3/1994	Kodosky et al.	703/2
D436,967	S *	1/2001	Yasui et al.	D14/486
D454,138	S *	3/2002	Imamura et al.	D14/486
6,857,106	B1 *	2/2005	Brouaux	715/837
D522,524	S *	6/2006	Rovinsky et al.	D14/486
D522,559	S *	6/2006	Naito et al.	D16/219
D527,011	S *	8/2006	Bixler	D14/486
D529,037	S *	9/2006	Koch et al.	D14/486
D532,014	S *	11/2006	Hoefnagels et al.	D14/485
D537,449	S *	2/2007	Hoefnagels et al.	D14/485

D537,834	S *	3/2007	Agarwal et al.	D14/486
D541,291	S *	4/2007	Zhou et al.	D14/486
7,213,051	B2 *	5/2007	Zhu et al.	709/205
D543,991	S *	6/2007	Vigesaa	D14/487
D563,423	S *	3/2008	Suzuki	D14/486
D563,975	S *	3/2008	Vigesaa	D14/488
D564,537	S *	3/2008	Sadler et al.	D14/487
7,418,664	B2 *	8/2008	Ben-Shachar et al.	715/753
2004/0008224	A1 *	1/2004	Molander et al.	345/764
2004/0142720	A1 *	7/2004	Smethers	455/550.1
2005/0125736	A1 *	6/2005	Ferri et al.	715/747
2007/0162936	A1 *	7/2007	Stallings et al.	725/58
2008/0155469	A1 *	6/2008	Uchida	715/810

* cited by examiner

Primary Examiner—Cathron C Brooks
Assistant Examiner—Deanna Fluegeman

(57) **CLAIM**

The ornamental design for a computer generated image for a display panel or screen, as shown and described.

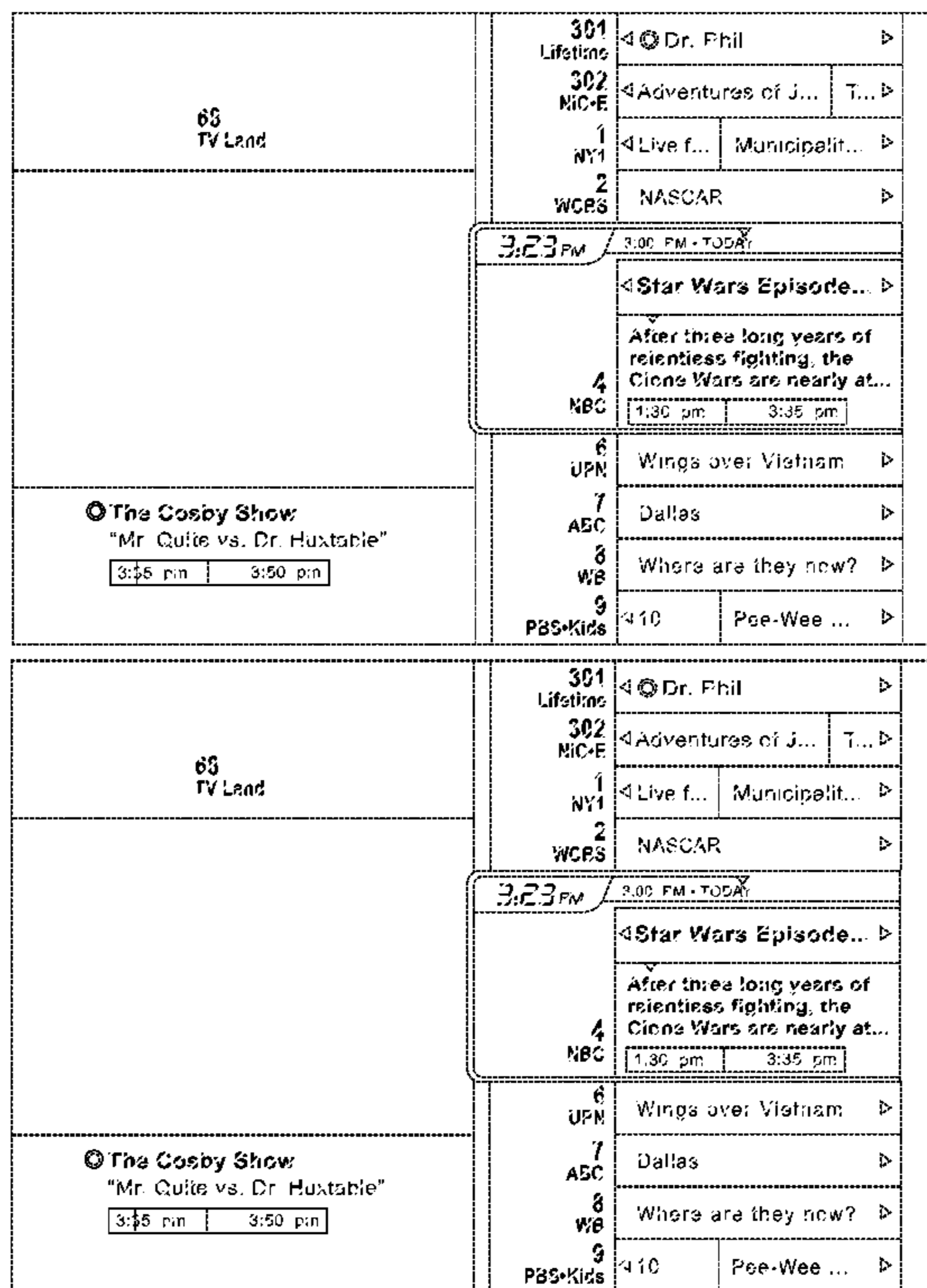
DESCRIPTION

FIG. 1 is a front view of a computer generated image for a display panel or screen showing a first embodiment of our new design; and,

FIG. 2 is a front view of a second embodiment thereof.

The broken lines in the FIGS. are directed to environment and are for illustrative purposes only. The broken lines form no part of the claimed design.

1 Claim, 2 Drawing Sheets



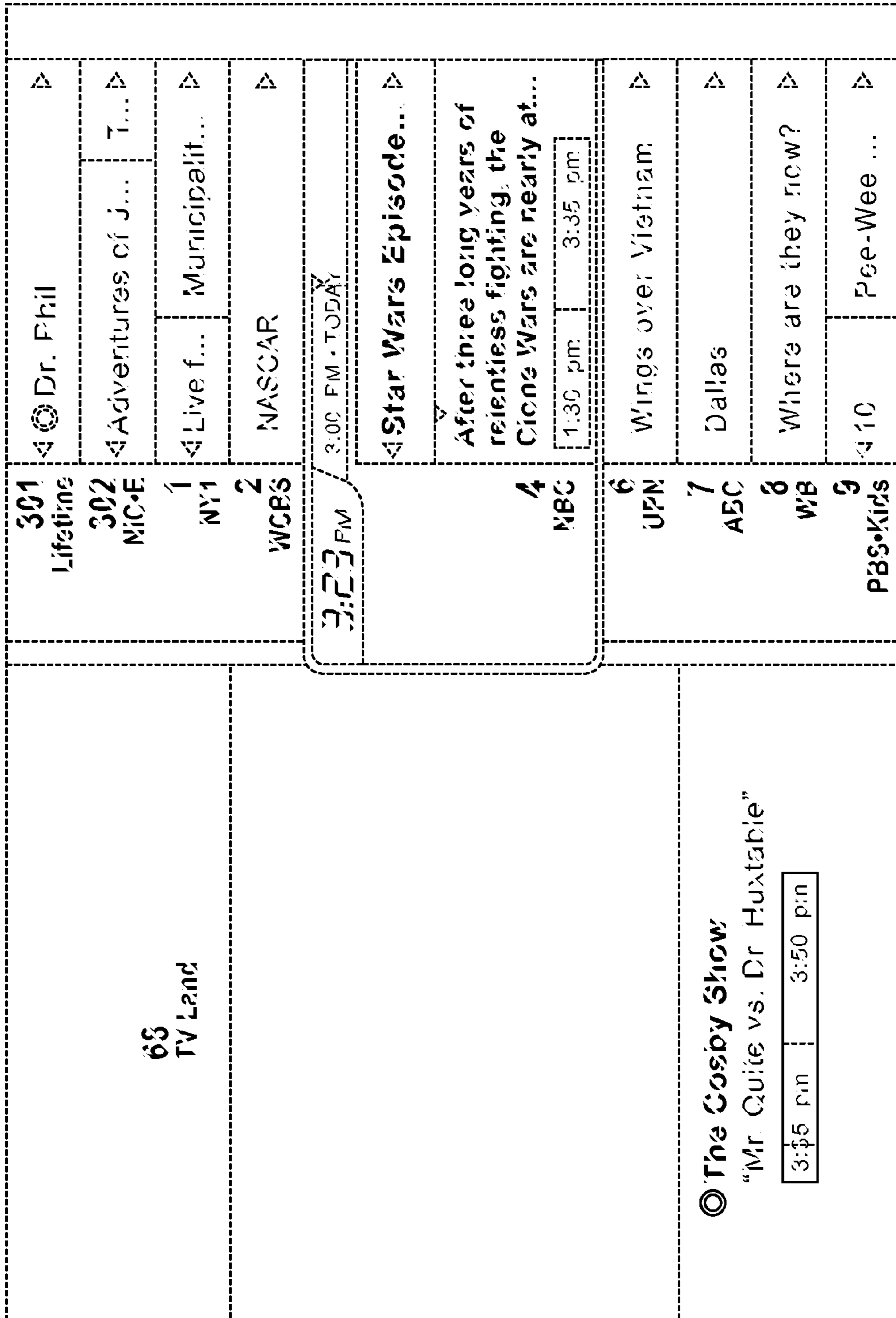


FIG. 1

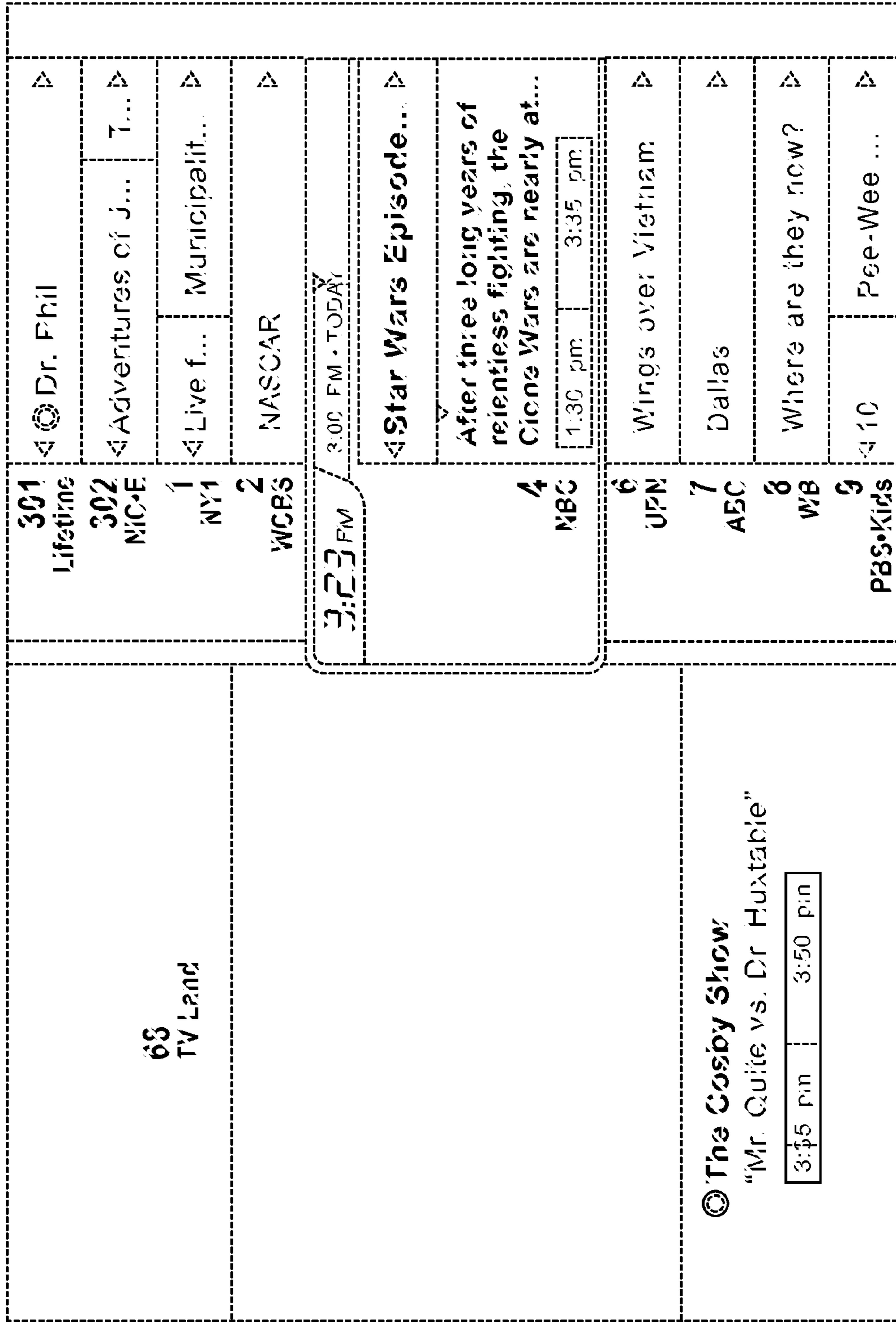


FIG. 2